



US00D740729S

(12) **United States Design Patent**  
**Yamamoto**

(10) **Patent No.:** **US D740,729 S**

(45) **Date of Patent:** **\*\* Oct. 13, 2015**

(54) **FRONT BUMPER FOR AUTOMOBILE**

(71) Applicant: **Nissan Motor Co., Ltd.**, Yokohama,  
Kanagawa (JP)

(72) Inventor: **Kenji Yamamoto**, Tokyo (JP)

(73) Assignee: **Nissan Motor Co., Ltd.**, Yokohama (JP)

(\*\*) Term: **14 Years**

(21) Appl. No.: **29/510,786**

(22) Filed: **Dec. 3, 2014**

(30) **Foreign Application Priority Data**

Jun. 3, 2014 (JP) ..... 2014-011950

(51) **LOC (10) Cl.** ..... **12-16**

(52) **U.S. Cl.**  
USPC ..... **D12/169**

(58) **Field of Classification Search**  
USPC ..... D12/169, 216, 90-92, 86, 171, 196,  
D12/163; 293/102, 113, 115, 117, 120;  
296/180.1, 180.2  
CPC ..... B60R 19/02; B60R 19/04; B62D 25/08  
See application file for complete search history.

(56) **References Cited**

**U.S. PATENT DOCUMENTS**

D570,751 S 6/2008 Choi  
D600,175 S 9/2009 Yamazaki et al.  
D631,406 S 1/2011 Kuze  
D634,681 S 3/2011 Hirabayashi  
D641,296 S \* 7/2011 Schell ..... D12/169  
D680,923 S 4/2013 Koizumi et al.

D682,166 S \* 5/2013 Minami ..... D12/169  
D700,114 S \* 2/2014 Wada ..... D12/169  
D701,152 S \* 3/2014 Saracoglu ..... D12/169  
D703,117 S \* 4/2014 Osborne ..... D12/169  
D712,801 S \* 9/2014 Kobayashi ..... D12/169  
D719,072 S \* 12/2014 Robinson ..... D12/169  
D721,021 S \* 1/2015 Hanaoka ..... D12/169

**FOREIGN PATENT DOCUMENTS**

JP D1346824 S 12/2008  
JP D1400595 S 11/2010  
JP D1401635 S 11/2010  
JP D1426524 S 11/2011

\* cited by examiner

*Primary Examiner* — Melody N Brown

(74) *Attorney, Agent, or Firm* — Global IP Counselors, LLP

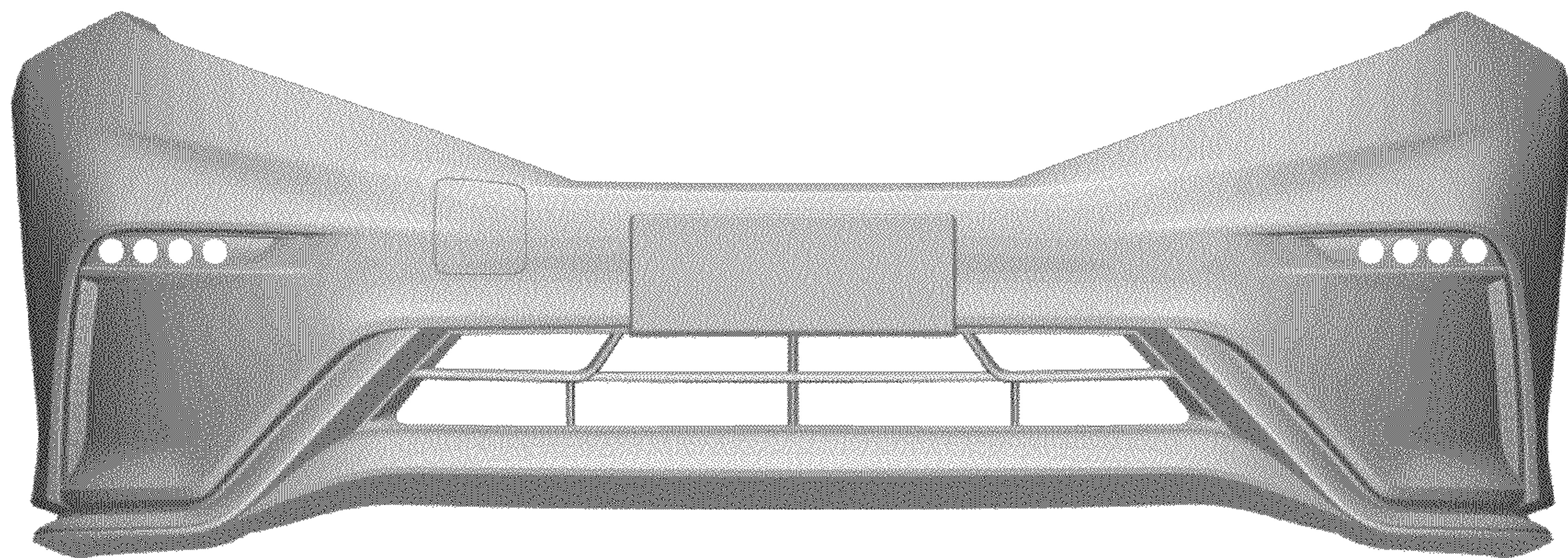
(57) **CLAIM**

The ornamental design for a front bumper for an automobile,  
as shown and described.

**DESCRIPTION**

FIG. 1 is a front elevational view of a front bumper for  
automobile showing our new design;  
FIG. 2 is a top plan view thereof;  
FIG. 3 is a bottom plan view thereof;  
FIG. 4 is a right side elevational view thereof;  
FIG. 5 is a left side elevational thereof;  
FIG. 6 is a top, front and right side perspective view thereof;  
and,  
FIG. 7 is a bottom, front and left side perspective view  
thereof.  
The rear view of the front bumper forms no part of the claimed  
design.

**1 Claim, 7 Drawing Sheets**



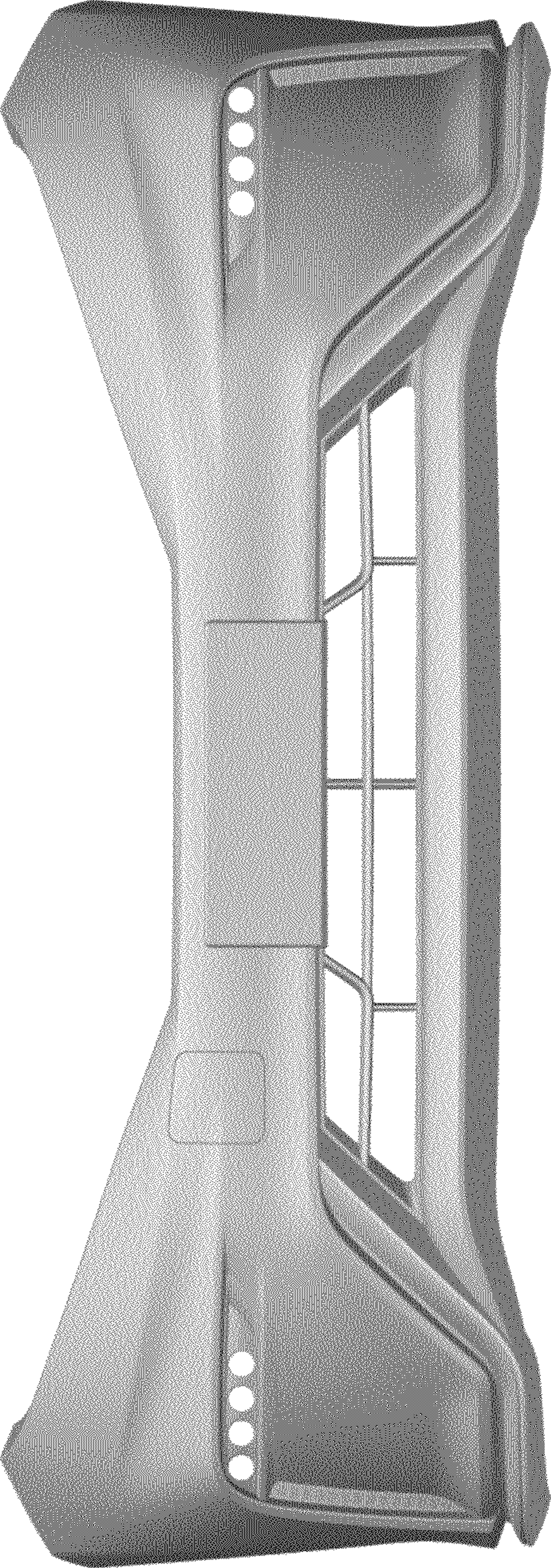


FIG. 1



FIG. 2




FIG. 3



FIG. 4



FIG. 5



FIG. 6




FIG. 7