



US00D740676S

(12) **United States Design Patent**
Brown et al.

(10) **Patent No.:** **US D740,676 S**
(45) **Date of Patent:** **** Oct. 13, 2015**

(54) **BOTTLE**

(71) Applicants: **Rolesha R. Brown**, Winchester, CA
(US); **Edward L. Jones**, Chula Vista,
CA (US)

(72) Inventors: **Rolesha R. Brown**, Winchester, CA
(US); **Edward L. Jones**, Chula Vista,
CA (US)

(**) Term: **14 Years**

(21) Appl. No.: **29/487,889**

(22) Filed: **Apr. 14, 2014**

(51) **LOC (10) Cl.** **09-01**

(52) **U.S. Cl.**
USPC **D9/538**; D9/516; D9/500

(58) **Field of Classification Search**
USPC D7/509, 510, 511, 529, 300, 602, 619.1,
D7/624.3, 391, 392, 392.1; D9/500,
D9/501-505, 530, 539, 540-542, 545, 560,
D9/562, 552, 565, 566, 567, 572, 573, 574,
D9/435, 436, 439, 438, 440, 444, 434, 546,
D9/557; D3/202; 215/216, 379, 381, 382,
215/383, 384, 385; 220/660, 669, 670, 703;
355/200, 245; D18/40, 43; D16/246;
206/446, 474; D28/82, 88
CPC A47G 19/22; A45F 3/16
See application file for complete search history.

(56) **References Cited**

U.S. PATENT DOCUMENTS

853,887 A * 5/1907 La Tremouille et al. 215/367
D79,958 S * 11/1929 De Wagner D9/540
3,185,353 A * 5/1965 Mercier 222/206

5,094,363 A * 3/1992 Monahan et al. 222/131
D339,068 S * 9/1993 Bell et al. D9/538
D367,206 S * 2/1996 Green D7/510
D407,980 S * 4/1999 Dinand D9/500
D522,865 S * 6/2006 Andoh D9/503
D523,141 S * 6/2006 Massey D24/121
D538,657 S * 3/2007 Webb et al. D9/500
D540,625 S * 4/2007 Sandberg D7/608
D546,124 S * 7/2007 Tien D7/511
D569,187 S * 5/2008 Sandberg D9/523
D588,936 S * 3/2009 Ioannides et al. D9/776
D617,650 S * 6/2010 Swanson D9/667
D639,662 S * 6/2011 Riguzzi D9/504
D649,402 S * 11/2011 Gilbert et al. D7/510
D673,862 S * 1/2013 Garcia D9/689
D690,161 S * 9/2013 Garner D7/510
D691,885 S * 10/2013 Potts D9/500
D707,128 S * 6/2014 Fedewa et al. D9/539
D715,150 S * 10/2014 Fedewa et al. D9/539
D729,583 S * 5/2015 Lapsker D7/510

* cited by examiner

Primary Examiner — Marianne Pandozzi

Assistant Examiner — Jae Liang

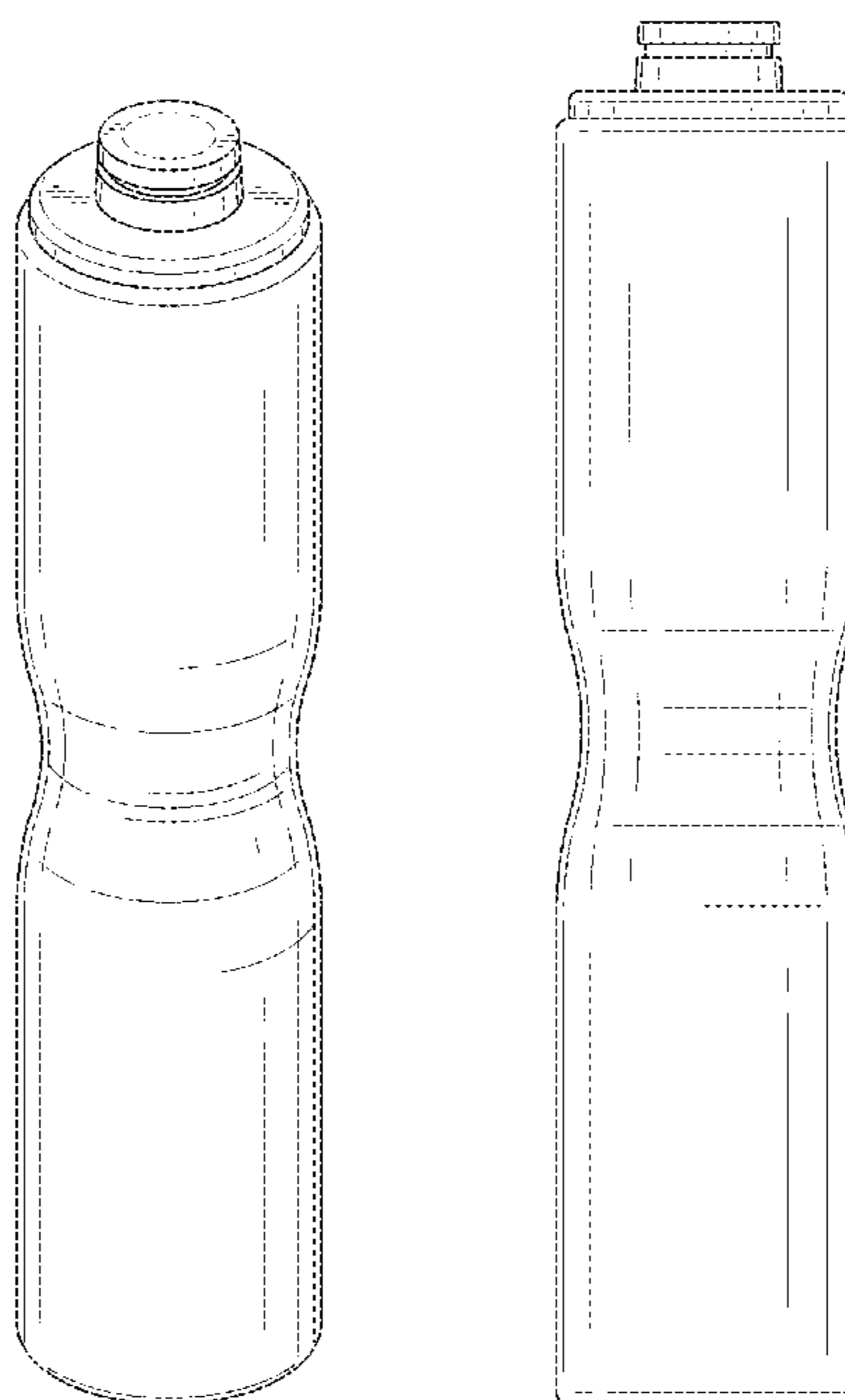
(57) **CLAIM**

The ornamental design for a bottle, as shown and described.

DESCRIPTION

FIG. 1 is a perspective front view of a bottle;
FIG. 2 is a front elevation view of the bottle; the rear elevation,
left side elevation, and right side elevation views being a
mirror image thereof;
FIG. 3 is a top plan view of the bottle; and,
FIG. 4 is a bottom plan view of the bottle.
The broken lines in the figure drawings are included for the
purpose of illustration and form no part of the claimed design.

1 Claim, 2 Drawing Sheets



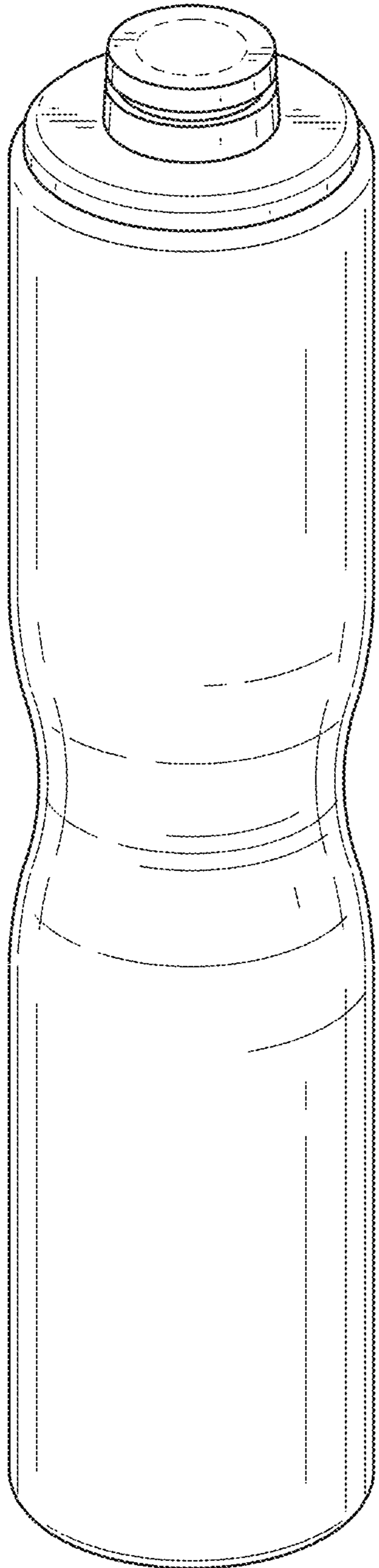


FIG. 1

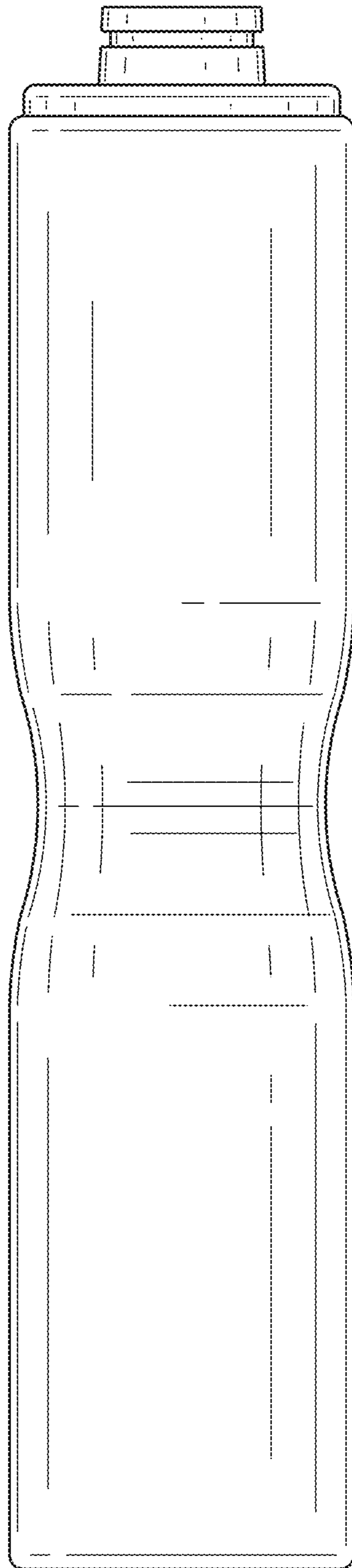


FIG. 2

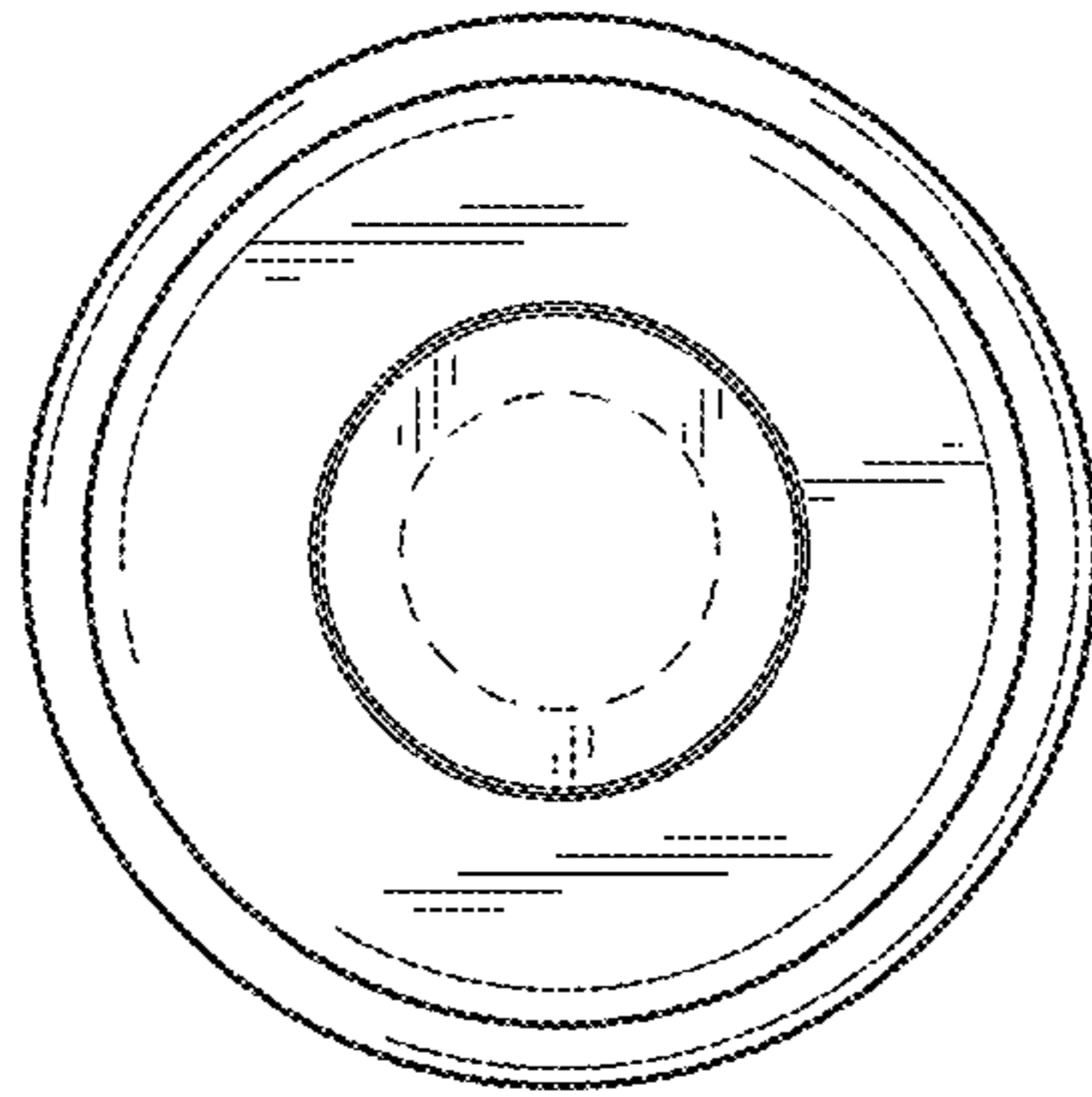


FIG. 3

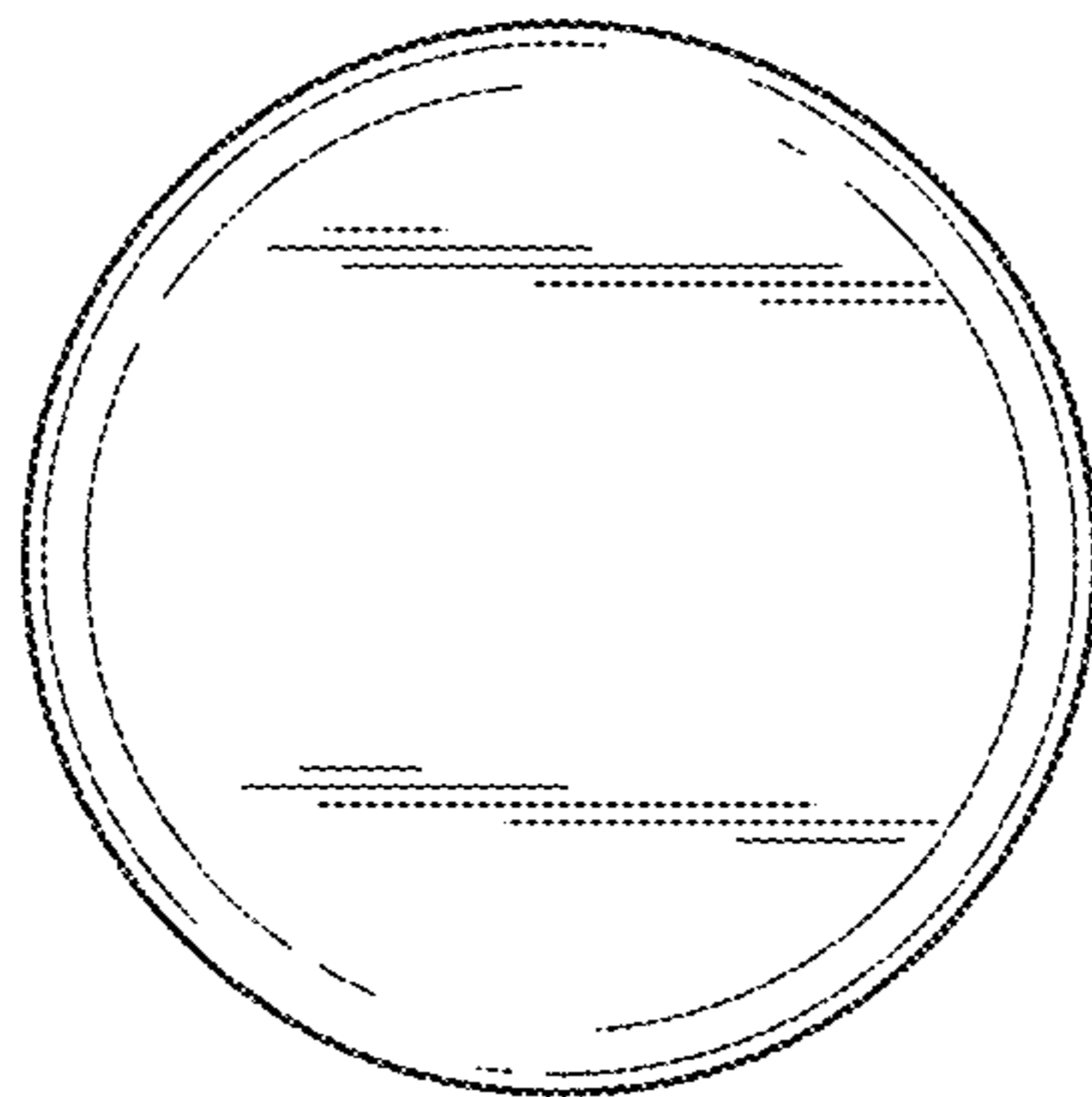


FIG. 4