



US00D740659S

(12) **United States Design Patent**
Strandell

(10) **Patent No.:** **US D740,659 S**
(45) **Date of Patent:** **** Oct. 13, 2015**

(54) **PREPARED FOOD PACK**

(71) Applicant: **Societe des Produits Nestle S.A.**, Vevey (CH)

(72) Inventor: **Strom Strandell**, Chicago, IL (US)

(73) Assignee: **Societe Des Produits Nestle S.A.**, Vevey (CH)

(**) Term: **14 Years**

(21) Appl. No.: **29/494,504**

(22) Filed: **Jun. 20, 2014**

(51) **LOC (10) Cl.** **09-07**

(52) **U.S. Cl.**
USPC **D9/434; D9/414**

(58) **Field of Classification Search**

USPC D11/95, 99; D5/20, 63; D9/414, 415, D9/423, 424, 425, 432, 433, 434, 435, 759, D9/760, 770; D19/1, 27; 206/775, 776, 206/557, 823; D7/546, 549, 602, 550.1, D7/703; 229/87.08, 123.1, 123.3, 221; D20/2, 272
CPC B65D 5/4204; B65D 15/08; B65D 1/34; B65D 65/22; B65D 2577/205; B65D 5/706; B65D 5/705; A45D 40/22
See application file for complete search history.

(56) **References Cited**

U.S. PATENT DOCUMENTS

700,761 A * 5/1902 Goodell 462/67
3,900,219 A * 8/1975 D'Amato et al. 283/101
4,549,750 A * 10/1985 Stone et al. 283/79
5,484,168 A * 1/1996 Chigot 283/67
D405,116 S * 2/1999 Anderson, II D20/22
D555,208 S * 11/2007 Delmotte et al. D20/27

(Continued)

OTHER PUBLICATIONS

Design a Pizza. found online [Apr. 13, 2015].<http://www.digiorno.com/products/design-a-pizza/design-a-pizza/11372/chicken-green-peppers-red-onions-with-pepperoni>.*

(Continued)

Primary Examiner — Robert M Spear

Assistant Examiner — Marissa J Cash

(74) *Attorney, Agent, or Firm* — Holland & Hart LLP

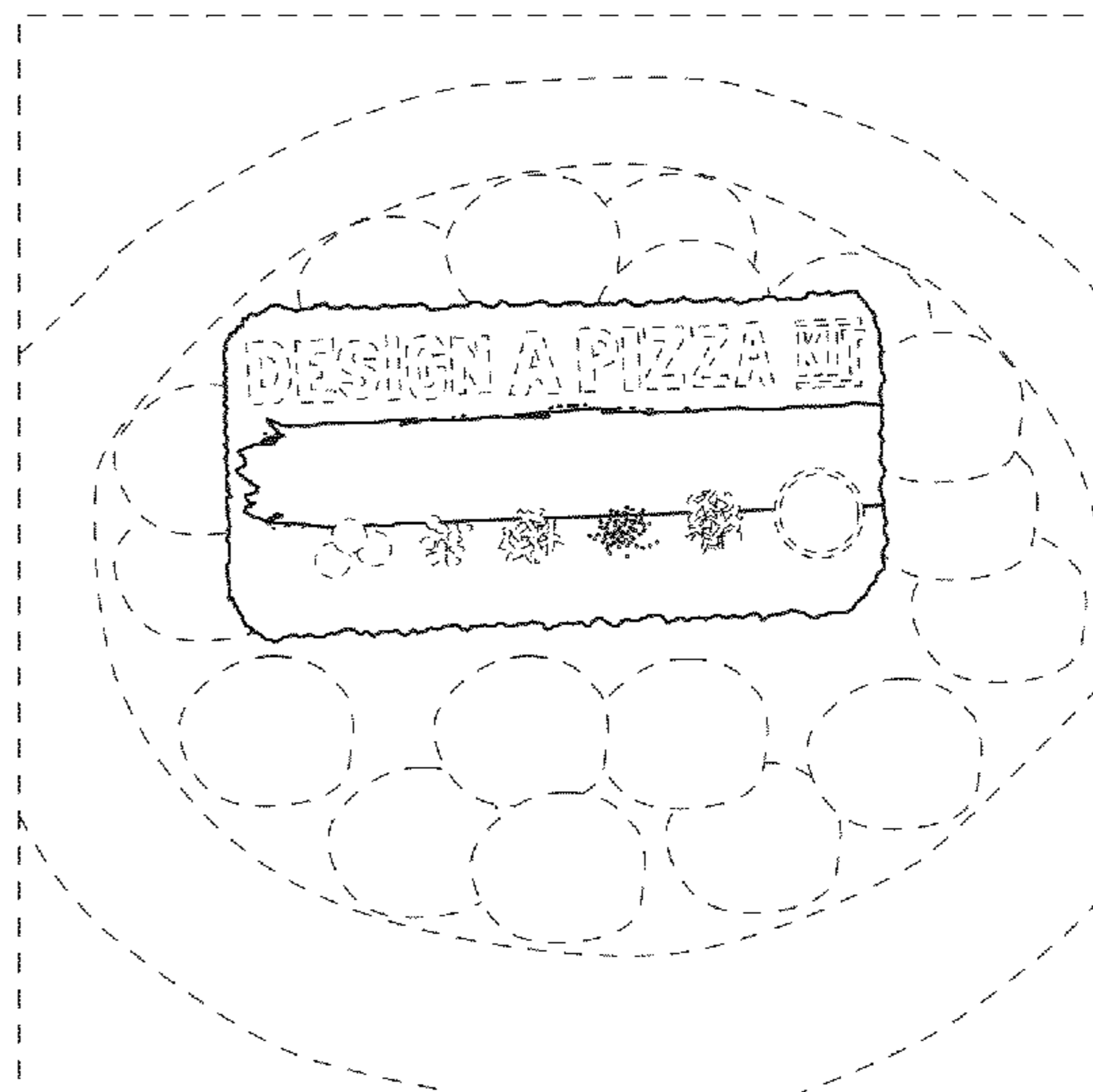

(57) **CLAIM**

The ornamental design for a prepared food pack, as shown and described.

DESCRIPTION

FIG. 1 is a top view of the prepared food pack, showing my new design;
FIG. 2 is a front view of the design illustrated in FIG. 1;
FIG. 3 is a right side view of the design illustrated in FIG. 1;
FIG. 4 is a bottom view of the design illustrated in FIG. 1;
FIG. 5 is a left side view of the design illustrated in FIG. 1;
FIG. 6 is a rear view of the design illustrated in FIG. 1;
FIG. 7 is a top view of the prepared food pack, showing another embodiment of my new design;
FIG. 8 is a front view of the design illustrated in FIG. 7;
FIG. 9 is a right side view of the design illustrated in FIG. 7;
FIG. 10 is a bottom view of the design illustrated in FIG. 7;
FIG. 11 is a left side view of the design illustrated in FIG. 7;
and,
FIG. 12 is a rear view of the design illustrated in FIG. 7.
The broken lines in the drawings are for the purpose of illustrating unclaimed portions of the prepared food pack and form no part of the claimed design.

1 Claim, 4 Drawing Sheets



US D740,659 S

Page 2

(56)

References Cited

U.S. PATENT DOCUMENTS

D566,777 S * 4/2008 Delmotte et al. D20/27
7,758,080 B1 * 7/2010 Vidler et al. 283/81
D650,017 S * 12/2011 Bevan D20/27
D688,125 S * 8/2013 DiFranza D9/434
D707,297 S * 6/2014 Hoang et al. D20/27

2005/0248149 A1* 11/2005 Vidler et al. 283/81
2011/0049861 A1* 3/2011 Turner et al. 283/51

OTHER PUBLICATIONS

Page 2 of JaggedPaper. found online [Apr. 13, 2015]<http://imgbuddy.com/jagged-edge-paper.asp>.*

* cited by examiner




FIG.1

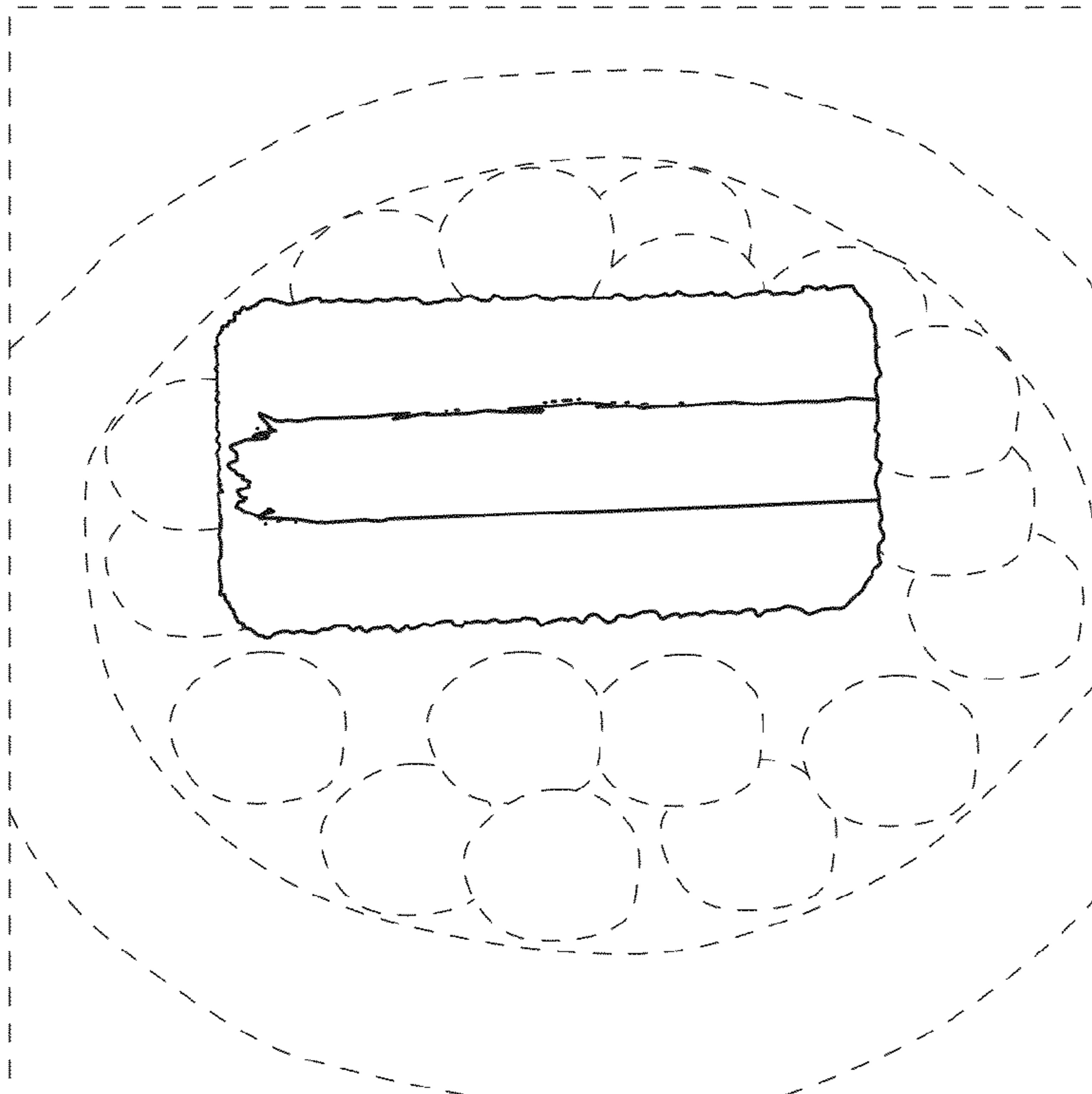


FIG.2



FIG.3




FIG.4




FIG.5




FIG.6



FIG.7

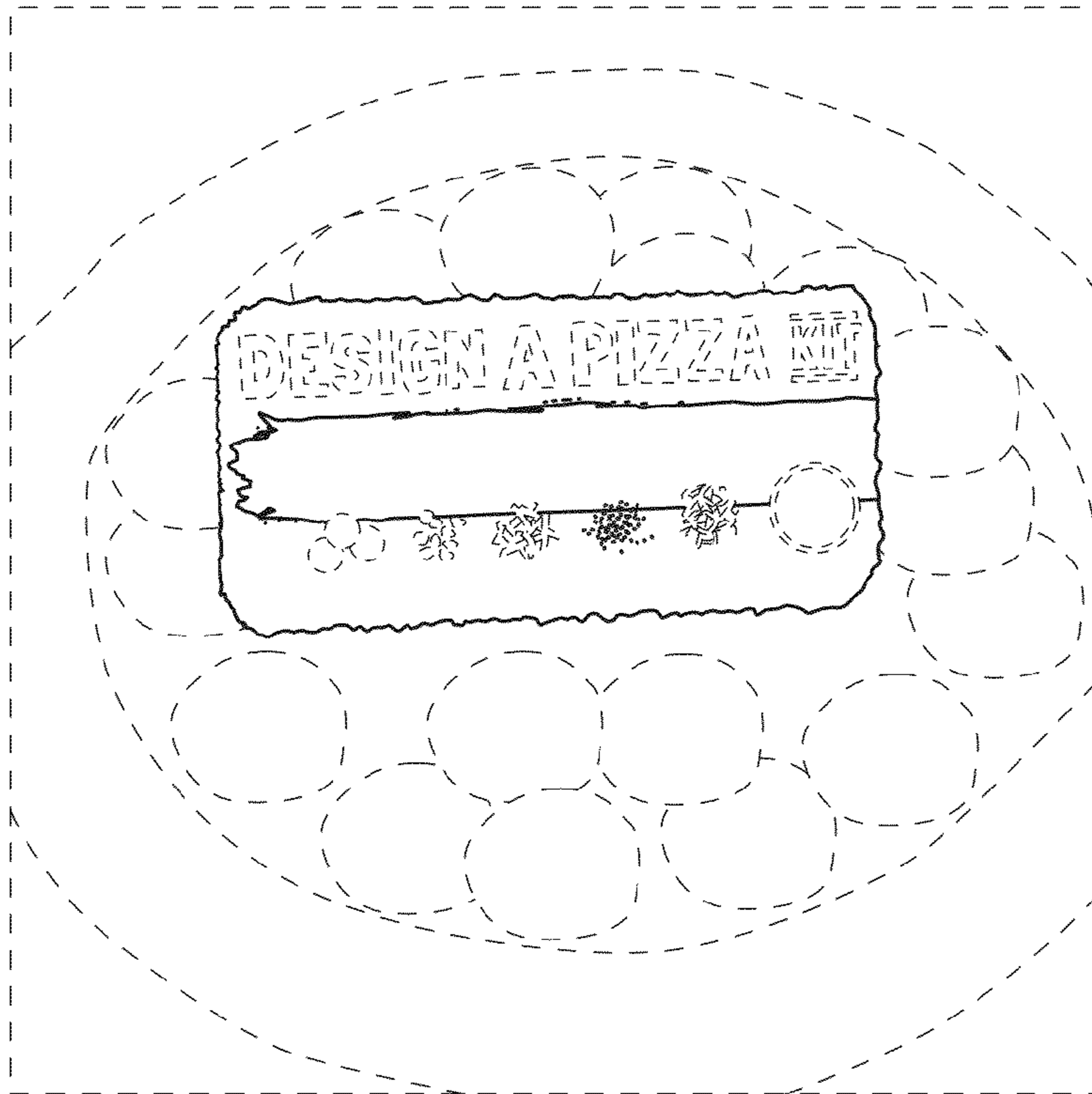


FIG.8




FIG.9




FIG.10




FIG. 11



FIG. 12