



US00D740658S

(12) **United States Design Patent**
Alexander

(10) **Patent No.:** **US D740,658 S**

(45) **Date of Patent:** **** Oct. 13, 2015**

(54) **PACKAGE WITH SURFACE
ORNAMENTATION**

(71) Applicant: **The Procter & Gamble Company,**
Cincinnati, OH (US)

(72) Inventor: **Rob Alexander,** San Francisco, CA (US)

(73) Assignee: **The Procter & Gamble Company,**
Cincinnati, OH (US)

(**) Term: **14 Years**

(21) Appl. No.: **29/483,870**

(22) Filed: **Mar. 4, 2014**

(30) **Foreign Application Priority Data**

May 9, 2013 (WO) 759920801

(51) **LOC (10) Cl.** **09-07**

(52) **U.S. Cl.**
USPC **D9/434**

(58) **Field of Classification Search**
USPC D19/26, 27, 32, 34.1; D9/414-434,
D9/444-445

CPC B65D 5/4204; B65D 15/08; B65D 1/34;
B65D 83/0805; A45D 40/22

See application file for complete search history.

(56) **References Cited**

U.S. PATENT DOCUMENTS

D461,033 S * 8/2002 Fairhurst et al. D2/732
D461,034 S * 8/2002 Fairhurst et al. D2/732
D590,251 S * 4/2009 Seol et al. D9/432
D590,253 S * 4/2009 Seol et al. D9/432
D599,201 S * 9/2009 Seol et al. D9/432
D600,548 S * 9/2009 Seol et al. D9/432
D608,636 S * 1/2010 Seol D9/432

D633,567 S * 3/2011 Hill et al. D20/10
D633,568 S * 3/2011 Hill et al. D20/10
D686,067 S * 7/2013 Macaulay et al. D9/434
8,851,292 B2 * 10/2014 Meyer et al. 206/769
2014/0083889 A1 * 3/2014 Ables 206/438

OTHER PUBLICATIONS

Pampers Easy Ups. dated Jun. 5 2014. found online [Aug. 17, 2015]
<http://mommyondemand.com/potty-training-pampers-easy-ups/>.*

* cited by examiner

Primary Examiner — Robert M Spear

Assistant Examiner — Marissa J Cash

(74) *Attorney, Agent, or Firm* — Sarah M. DeCristofaro;
Christian M. Best

(57) **CLAIM**

The package with surface ornamentation, as shown and described.

DESCRIPTION

The patent or application file contains at least one drawing executed in color. Copies of this patent or patent application publication with color drawings will be provided by the Office upon request and payment of the necessary fee.

FIG. 1 is a perspective view of a package with surface ornamentation embodying our new design as shown, wherein the grayscale shaded regions are regions of color;

FIG. 2 is a front view thereof;

FIG. 3 is a right side view thereof;

FIG. 4 is a back view thereof;

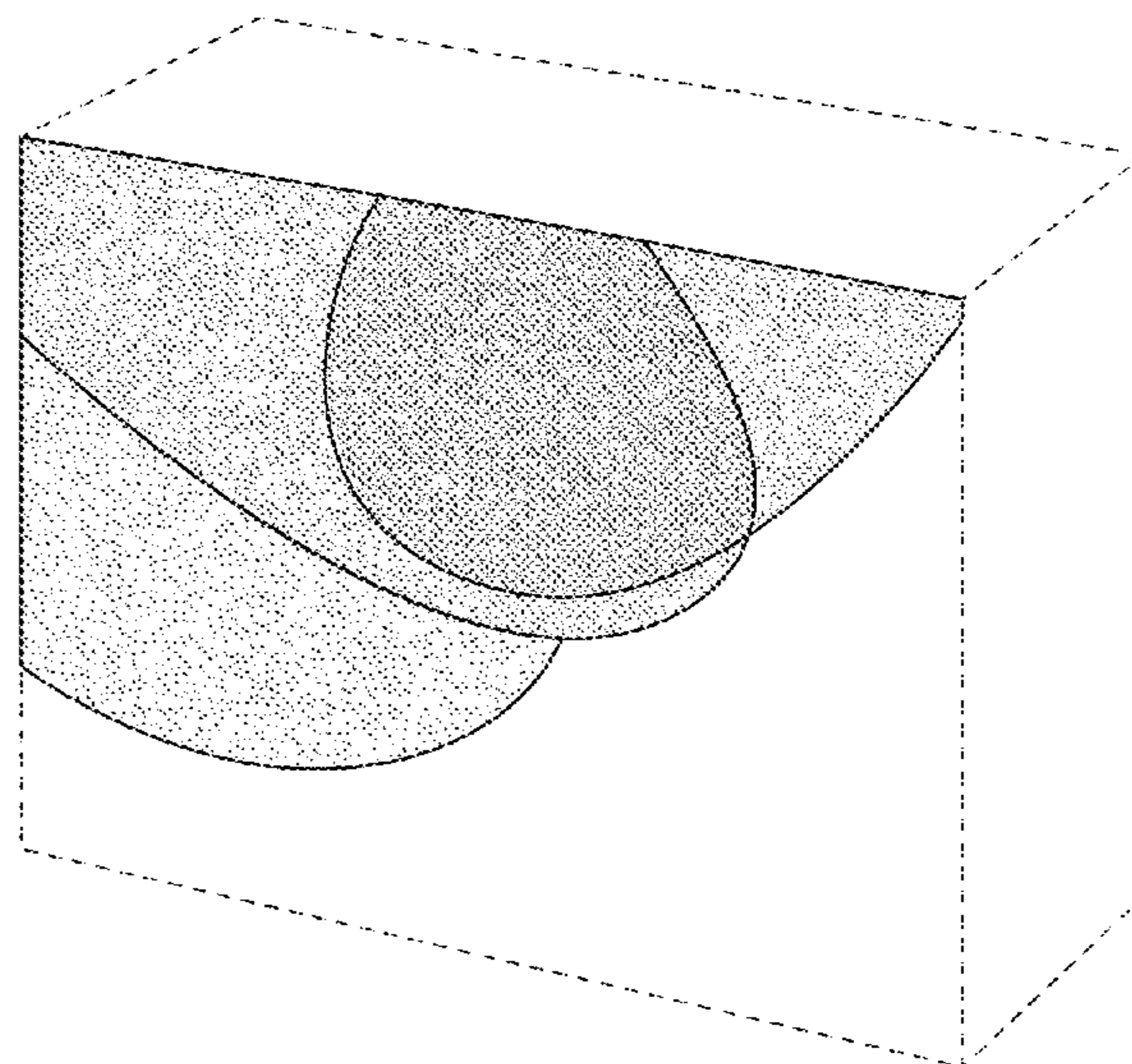
FIG. 5 is a left side view thereof;

FIG. 6 is a top view thereof; and,

FIG. 7 is a bottom view thereof.

Broken lines shown in the figures described above are for illustrative purposes only and form no part of the claimed design.

1 Claim, 2 Drawing Sheets



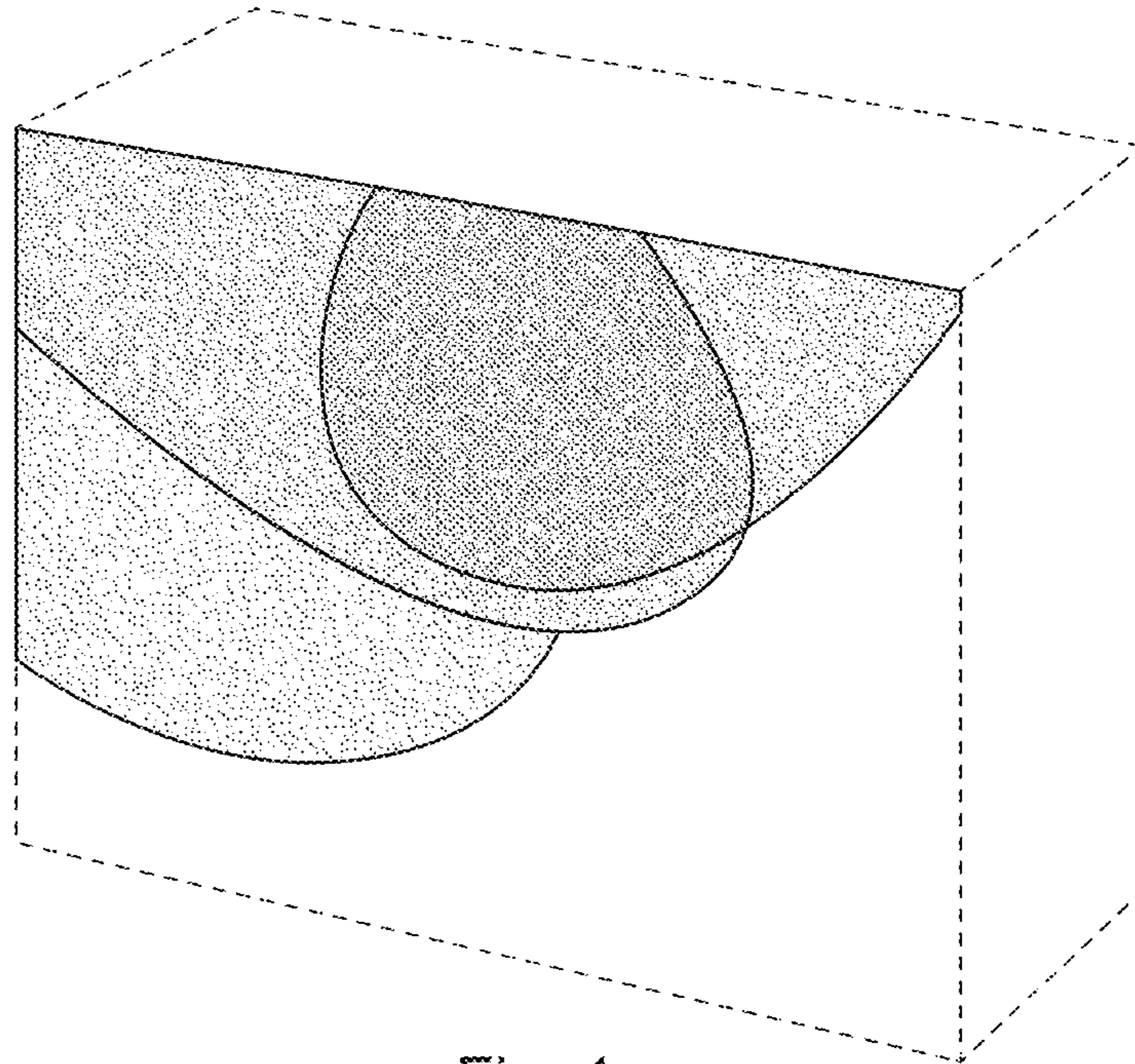


Fig. 1

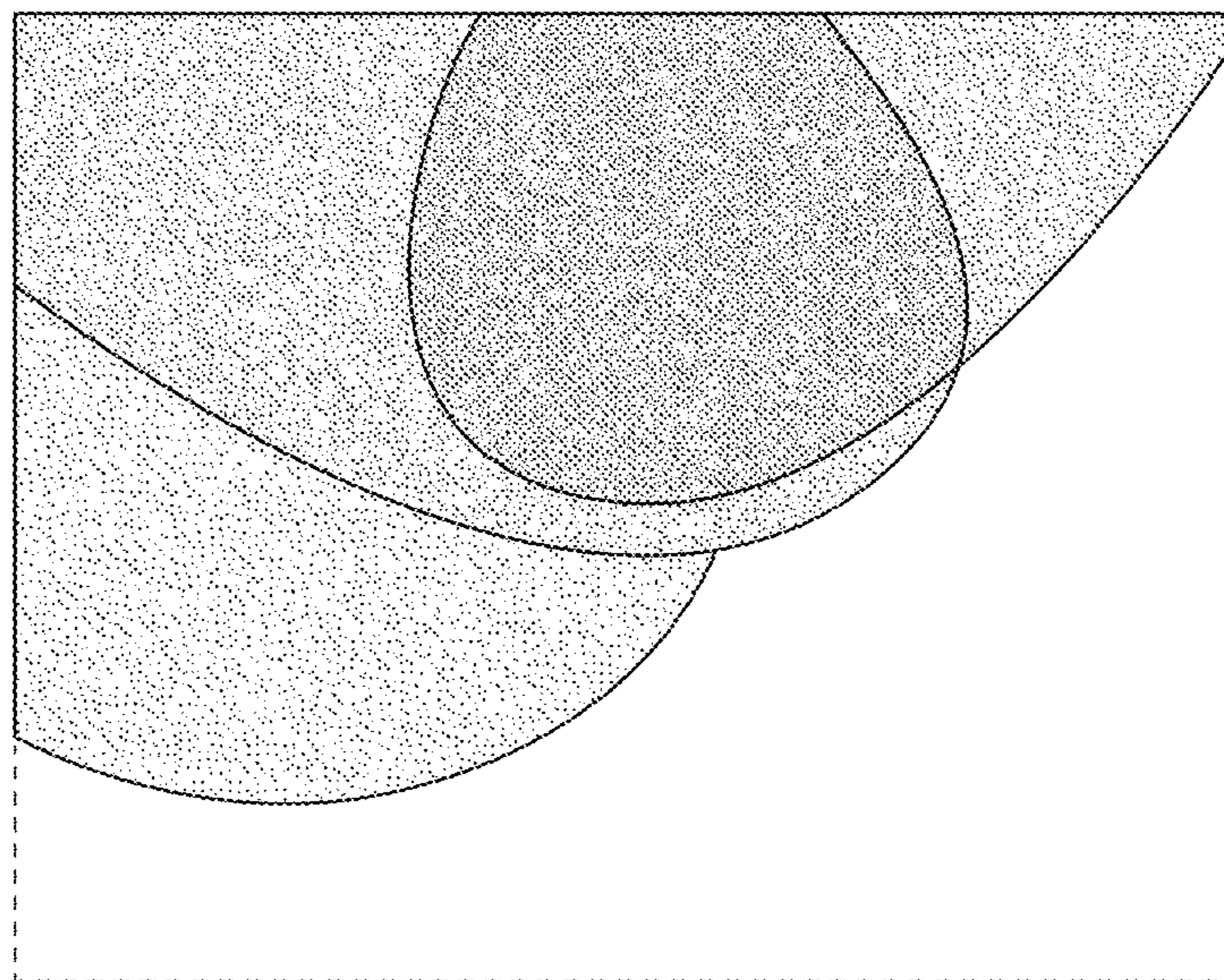


Fig. 2




Fig. 3




Fig. 4




Fig. 5



Fig. 6



Fig. 7