



US00D740648S

(12) **United States Design Patent**
Wright

(10) **Patent No.:** **US D740,648 S**

(45) **Date of Patent:** **** Oct. 13, 2015**

(54) **CEILING TEE CLIP**

(71) Applicant: **Studform Pty Ltd., Mt Gambier (AU)**

(72) Inventor: **Athol David Wright, Mt. Gambier (AU)**

(73) Assignee: **Studform Pty Ltd, Mt. Gambier, SA (AU)**

(**) Term: **14 Years**

(21) Appl. No.: **29/480,229**

(22) Filed: **Jan. 24, 2014**

(30) **Foreign Application Priority Data**

Jul. 26, 2013 (AU) 13607/2013

(51) **LOC (10) Cl.** **08-05**

(52) **U.S. Cl.**
USPC **D8/373**

(58) **Field of Classification Search**

USPC D8/72, 375, 374, 381, 382, 380, 318,
D8/373, 377, 363, 358, 384, 376, 385, 388,
D8/389, 355, 394, 356, 396, 370; D3/279,
D3/271.12; D12/223; D34/14, 19, 24, 25,
D34/27; D21/424, 425, 533, 534, 535, 536;
D20/41, 43; D4/199; D19/135;
D25/131; D6/512, 572
CPC A47G 25/10; A47F 7/06; A47F 5/08;
B60R 7/10; A42B 3/006; A42B 1/002;
A42C 3/00

See application file for complete search history.

(56) **References Cited**

U.S. PATENT DOCUMENTS

D28,026 S * 12/1897 Schies D8/382
D35,527 S * 12/1901 Hough D6/317
1,999,508 A * 4/1935 Mathews 52/719
D137,205 S * 2/1944 Petzke D8/373
D242,407 S * 11/1976 Ankler D8/373

D246,827 S * 1/1978 Crawford D8/370
D249,460 S * 9/1978 Bleed D8/373
D249,461 S * 9/1978 Swinehart et al. D8/373
D250,631 S * 12/1978 Stephenson D8/373
D276,977 S * 1/1985 Gunnells D8/373
D288,615 S 3/1987 Hardy
D334,529 S * 4/1993 Guilbert D8/356
5,360,121 A 11/1994 Sothman
5,619,833 A 4/1997 Neff
D389,049 S * 1/1998 Kalat D8/382
D396,925 S * 8/1998 Kessler et al. D34/27
D402,187 S * 12/1998 Caudle D8/363
D413,253 S * 8/1999 Kalat D8/382
5,997,117 A 12/1999 Krietzman
6,041,564 A 3/2000 Shirey
D432,001 S * 10/2000 Taylor D8/356
D458,115 S * 6/2002 Harms D8/363
D462,787 S 9/2002 Scalzott

(Continued)

OTHER PUBLICATIONS

V-shaped handle by hoppe poste by matrix hardware—date unknown—founf Jun. 8, 2015 on http://www.matrixhardware.co.uk/AR370_V-Shaped_Pull_Handle_Back_to_Back_300mm_x_25mm_Dia.asp.*

Primary Examiner — Robert M Spear

Assistant Examiner — Eliza Bennett-Hattan

(74) *Attorney, Agent, or Firm* — Sand & Sebolt

(57) **CLAIM**

The ornamental design for ceiling tee clip, as shown.

DESCRIPTION

FIG. 1 is a perspective view of a ceiling tee clip in accordance with my design;

FIG. 2 is a front view thereof;

FIG. 3 is a rear view thereof;

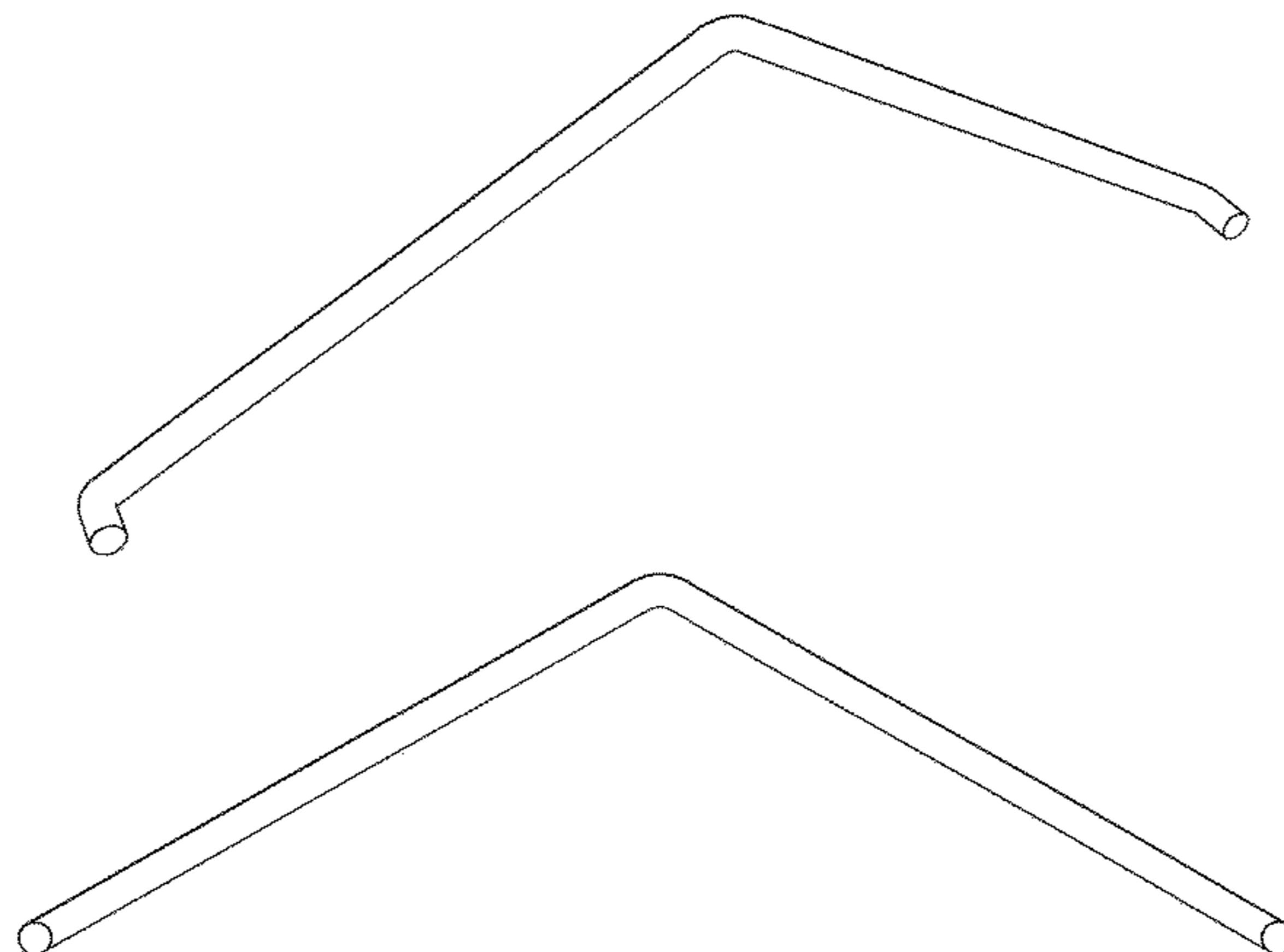
FIG. 4 is a top view thereof;

FIG. 5 is a bottom view thereof;

FIG. 6 is a left side view thereof; and,

FIG. 7 is a right side view thereof.

1 Claim, 4 Drawing Sheets



(56)

References Cited

U.S. PATENT DOCUMENTS

D518,186 S 3/2006 Zarb
D565,934 S * 4/2008 Volkwein D8/356
D575,193 S * 8/2008 Hishiki D12/7
D577,575 S * 9/2008 Ernst et al. D8/373
D577,989 S * 10/2008 Ernst et al. D8/373
D591,022 S * 4/2009 Zimmerman D34/27
D634,184 S * 3/2011 Koehn D8/373

D661,524 S 6/2012 Watts
D668,352 S 10/2012 Field et al.
D679,418 S 4/2013 Nolan et al.
D693,483 S 11/2013 Krieger
D700,717 S 3/2014 Campacci
D701,447 S * 3/2014 Allen D8/356
D706,120 S * 6/2014 Gemino et al. D8/380
D706,124 S * 6/2014 Banasik et al. D8/394
2006/0243687 A1* 11/2006 Hilger et al. 211/70.6

* cited by examiner

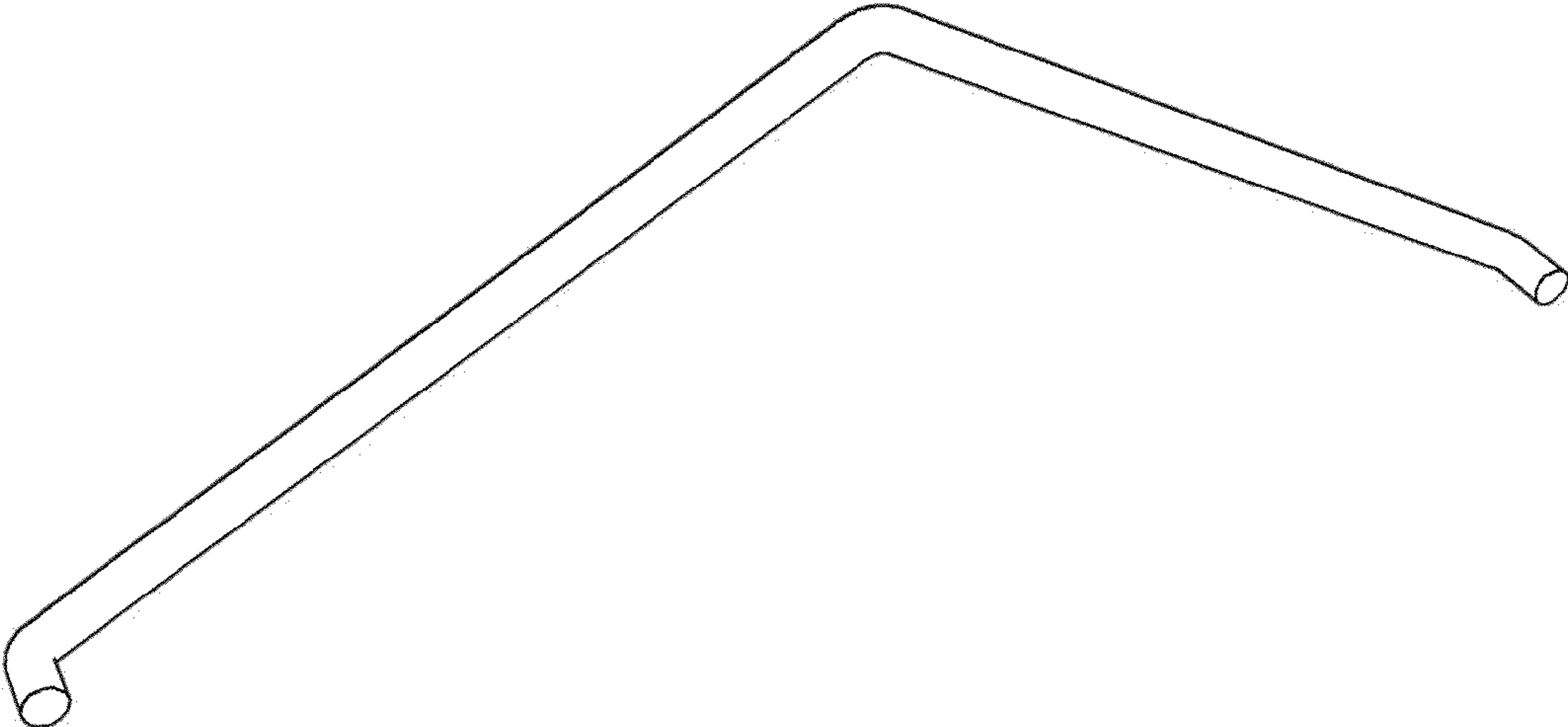


Fig. 1

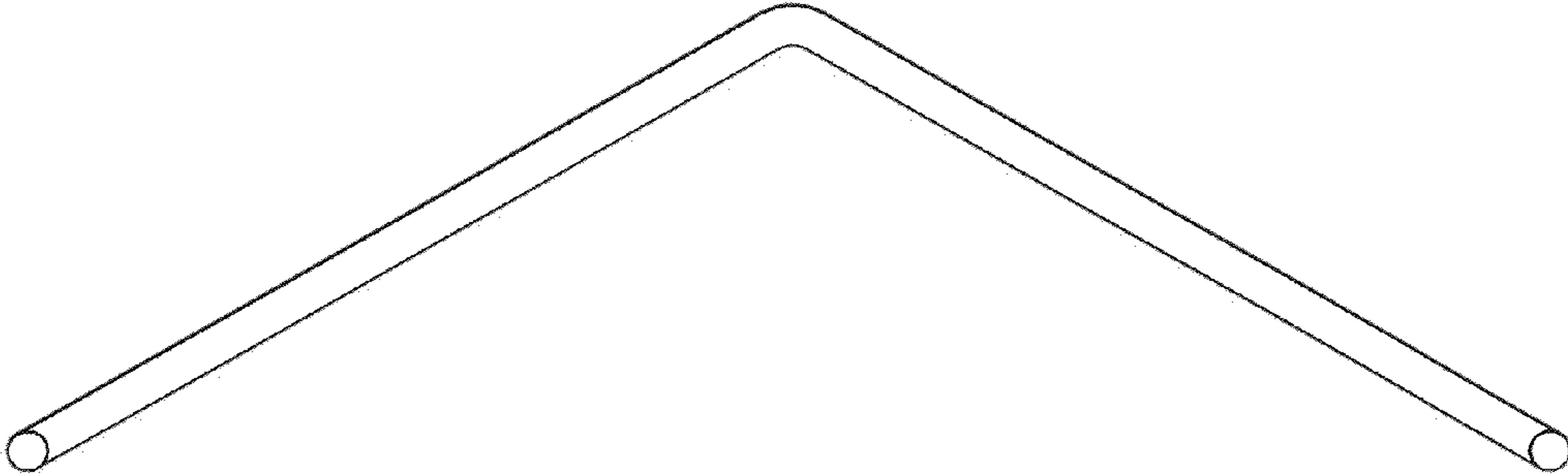


Fig. 2

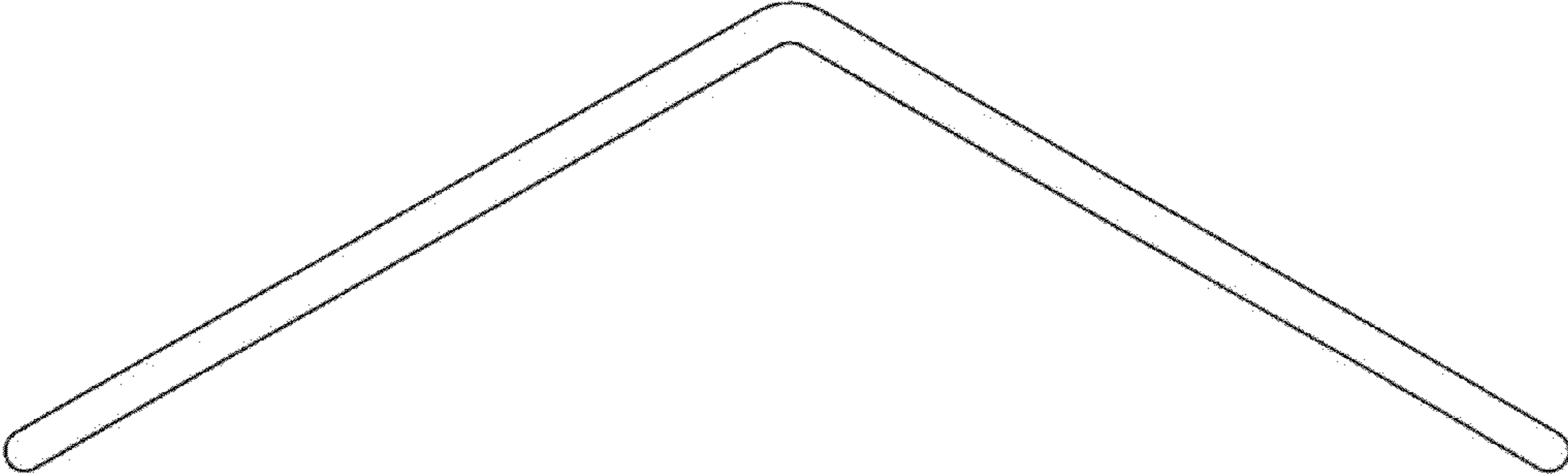


Fig. 3




Fig. 4




Fig. 5



Fig. 6



Fig. 7