



US00D740645S

(12) **United States Design Patent**
Koreishi

(10) **Patent No.:** **US D740,645 S**
(45) **Date of Patent:** **** Oct. 13, 2015**

- (54) **CARABINER TYPE CLIP**
- (71) Applicant: **NIFCO INC.**, Yokohama-shi, Kanagawa (JP)
- (72) Inventor: **Namiko Koreishi**, Yokohama (JP)
- (73) Assignee: **NIFCO INC.**, Yokohama-Shi, Kanagawa (JP)
- (**) Term: **14 Years**
- (21) Appl. No.: **29/484,152**
- (22) Filed: **Mar. 6, 2014**

- (30) **Foreign Application Priority Data**
Sep. 9, 2013 (JP) 2013-020765
- (51) **LOC (10) Cl.** **08-05**
- (52) **U.S. Cl.**
USPC **D8/367**
- (58) **Field of Classification Search**
USPC D8/367, 354, 349, 373, 323, 356;
D6/323; 248/301-304, 339; 24/132 R
CPC A47G 1/00; A47G 25/00
See application file for complete search history.

- (56) **References Cited**
U.S. PATENT DOCUMENTS
- | | | | | | |
|-----------|------|---------|-------------------|-------|----------|
| 4,095,316 | A * | 6/1978 | Gabriel | | 24/599.1 |
| D282,904 | S * | 3/1986 | Faidide | | D8/367 |
| D307,705 | S * | 5/1990 | Mair | | D8/367 |
| D355,585 | S * | 2/1995 | Terada et al. | | D8/367 |
| 5,450,661 | A * | 9/1995 | Rekuc | | 24/599.6 |
| D375,252 | S * | 11/1996 | Serra Fabregas | | D8/356 |
| 5,671,514 | A * | 9/1997 | Matoba et al. | | 24/601.2 |
| D402,189 | S * | 12/1998 | Izumi | | D8/382 |
| D407,297 | S * | 3/1999 | Mihailovic | | D8/367 |
| D413,252 | S * | 8/1999 | Striebel | | D8/367 |
| 6,317,940 | B1 * | 11/2001 | Matoba et al. | | 24/600.9 |
| D468,997 | S * | 1/2003 | Chang | | D8/356 |
| 6,550,413 | B2 * | 4/2003 | Fiorentino et al. | | 114/311 |

- | | | | | | |
|--------------|------|---------|----------------|-------|----------|
| D491,049 | S * | 6/2004 | Kung | | D8/367 |
| D500,244 | S * | 12/2004 | Yoshiguchi | | D8/367 |
| D527,988 | S * | 9/2006 | Shetler | | D8/356 |
| D556,550 | S * | 12/2007 | Hung | | D8/367 |
| D565,392 | S * | 4/2008 | Shetler | | D8/356 |
| D577,283 | S * | 9/2008 | Nishida et al. | | D8/367 |
| D579,763 | S * | 11/2008 | Uehara et al. | | D8/367 |
| D602,348 | S * | 10/2009 | Berney | | D8/382 |
| D649,018 | S * | 11/2011 | Kope | | D8/367 |
| D649,024 | S * | 11/2011 | Takazakura | | D8/367 |
| D655,999 | S * | 3/2012 | Kelleghan | | D8/356 |
| D662,400 | S * | 6/2012 | Kope | | D8/367 |
| D665,655 | S * | 8/2012 | Ishii | | D8/367 |
| D668,528 | S * | 10/2012 | Chung | | D8/356 |
| D670,555 | S * | 11/2012 | Lin | | D8/367 |
| D671,293 | S * | 11/2012 | Fredriksson | | D34/35 |
| D675,806 | S * | 2/2013 | Caul | | D2/500 |
| D680,420 | S * | 4/2013 | Ellis | | D8/367 |
| D699,098 | S * | 2/2014 | Fretz | | D8/367 |
| D700,043 | S * | 2/2014 | Paik et al. | | D8/367 |
| 2005/0085350 | A1 * | 4/2005 | Shen | | 482/91 |
| 2006/0179784 | A1 * | 8/2006 | Chen | | 52/698 |
| 2008/0209700 | A1 * | 9/2008 | Goldberg | | 24/599.6 |

* cited by examiner

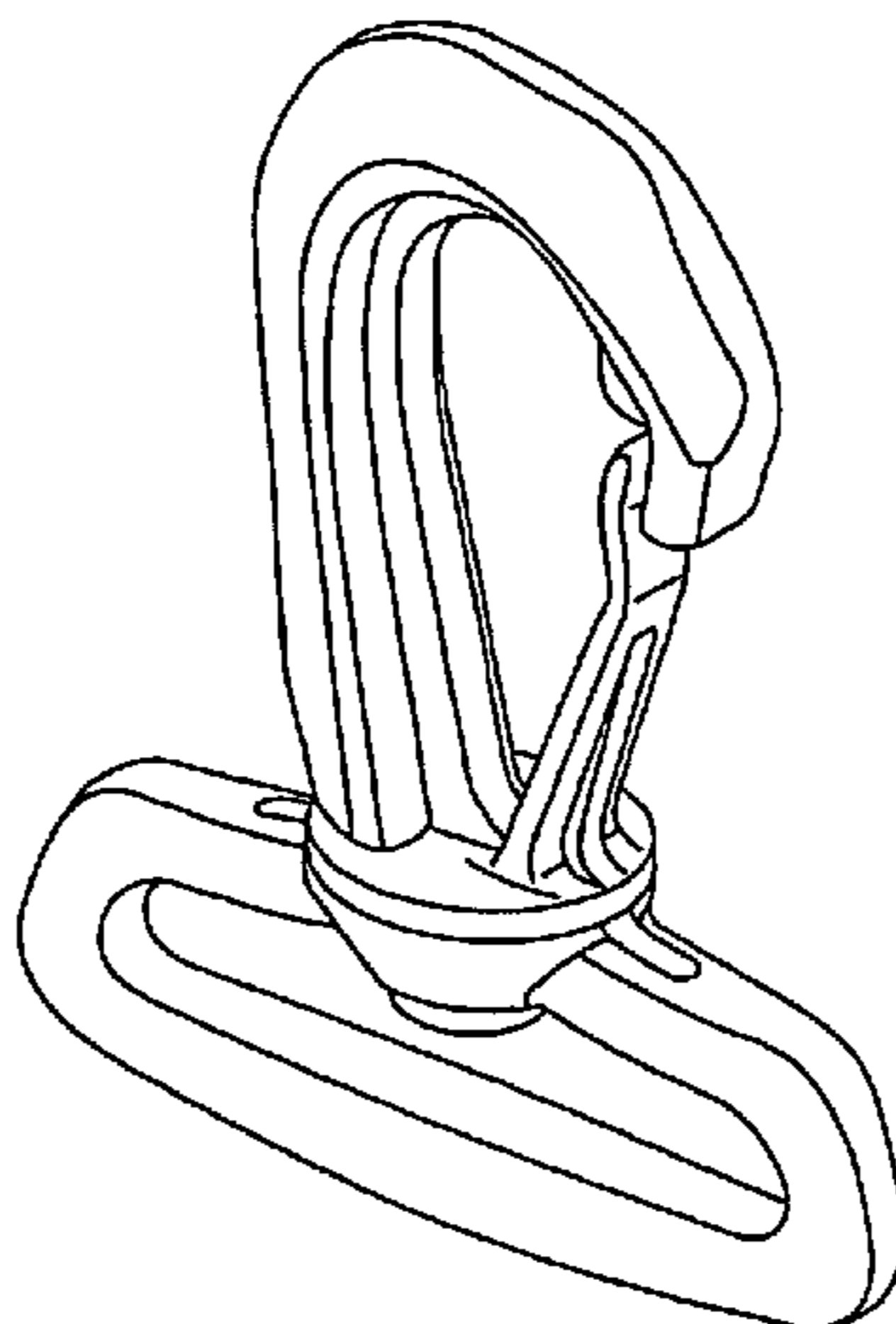
Primary Examiner — Cynthia Underwood
(74) *Attorney, Agent, or Firm* — Manabu Kanesaka

(57) **CLAIM**
The ornamental design for a carabiner type clip, as shown and described.

DESCRIPTION

FIG. 1 is a perspective view from a front side of a carabiner type clip showing my new design;
FIG. 2 is a perspective view from a rear side thereof;
FIG. 3 is a front view thereof, a rear view being symmetrical to the front view thereof;
FIG. 4 is a left side view thereof;
FIG. 5 is a right side view thereof;
FIG. 6 is a plan view thereof; and,
FIG. 7 is a bottom view thereof.

1 Claim, 3 Drawing Sheets



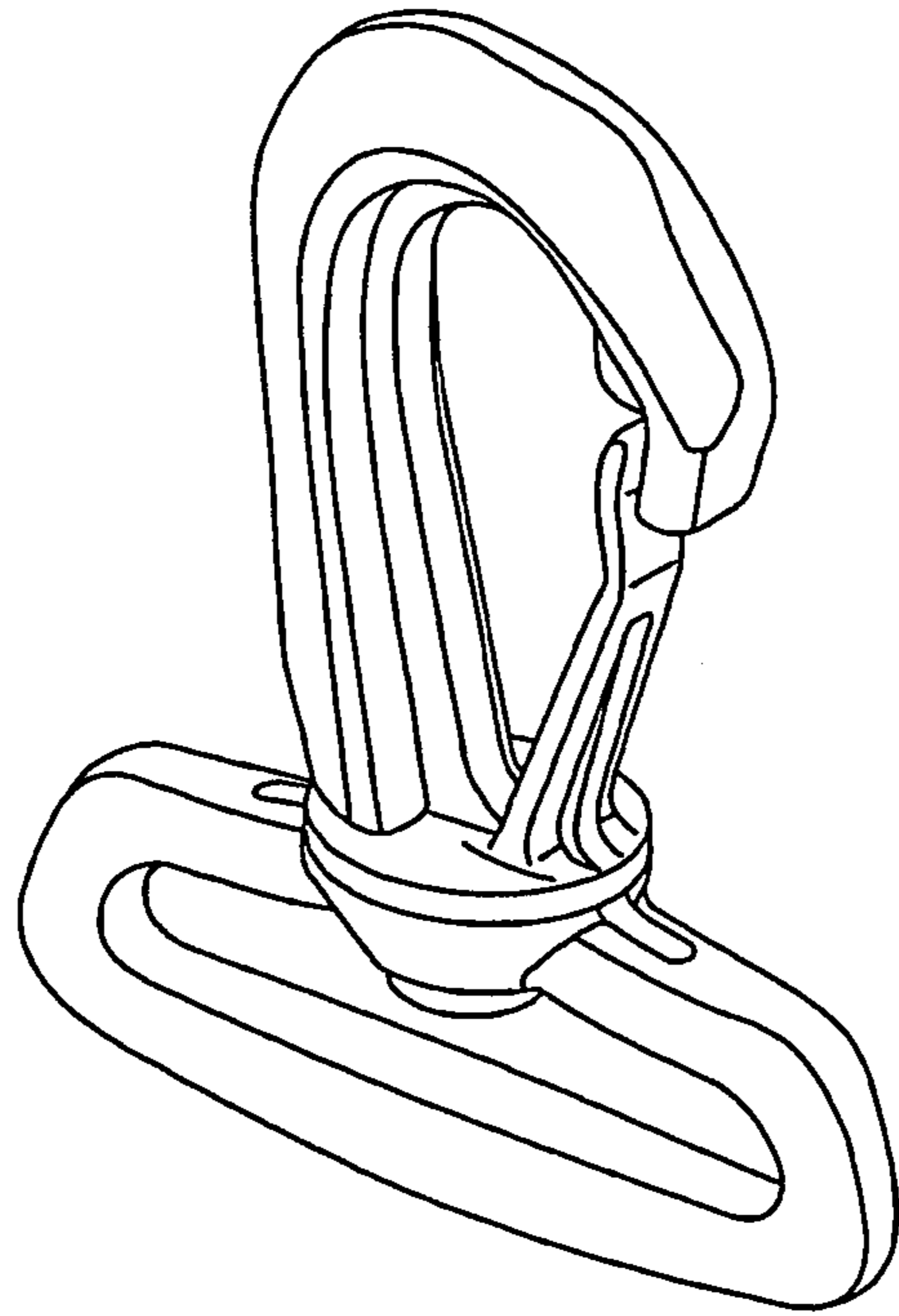


FIG. 1

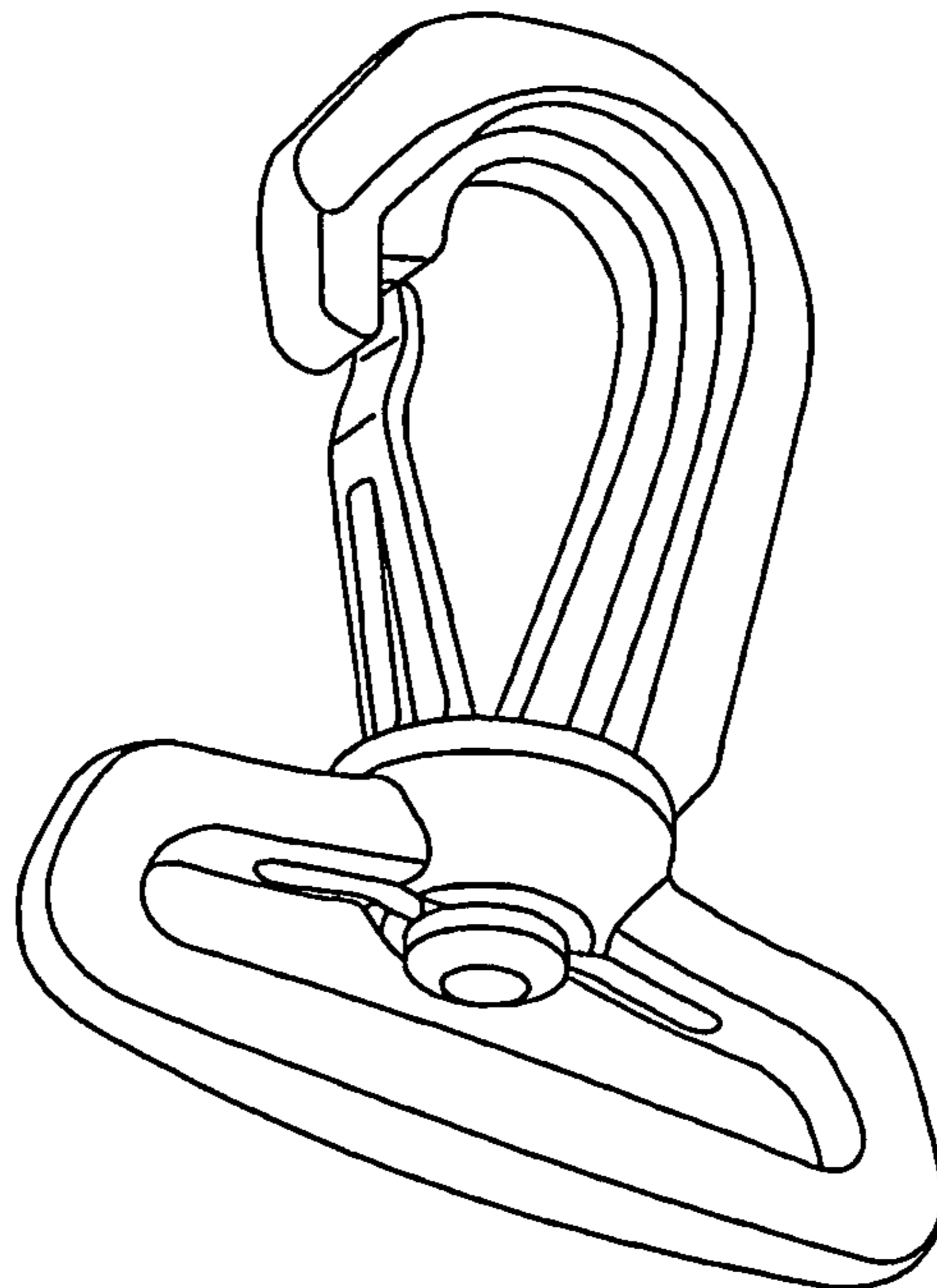


FIG. 2

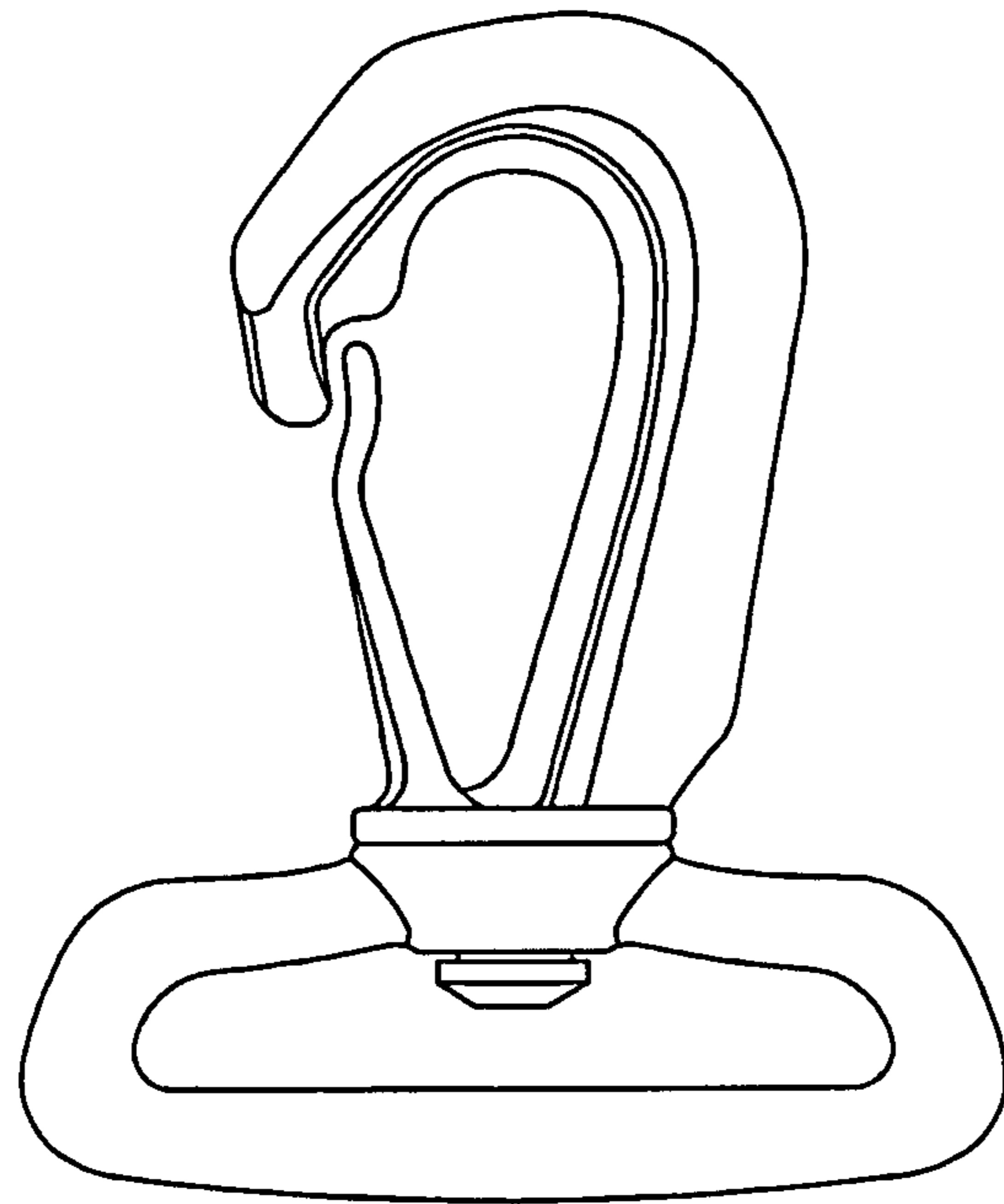


FIG. 3

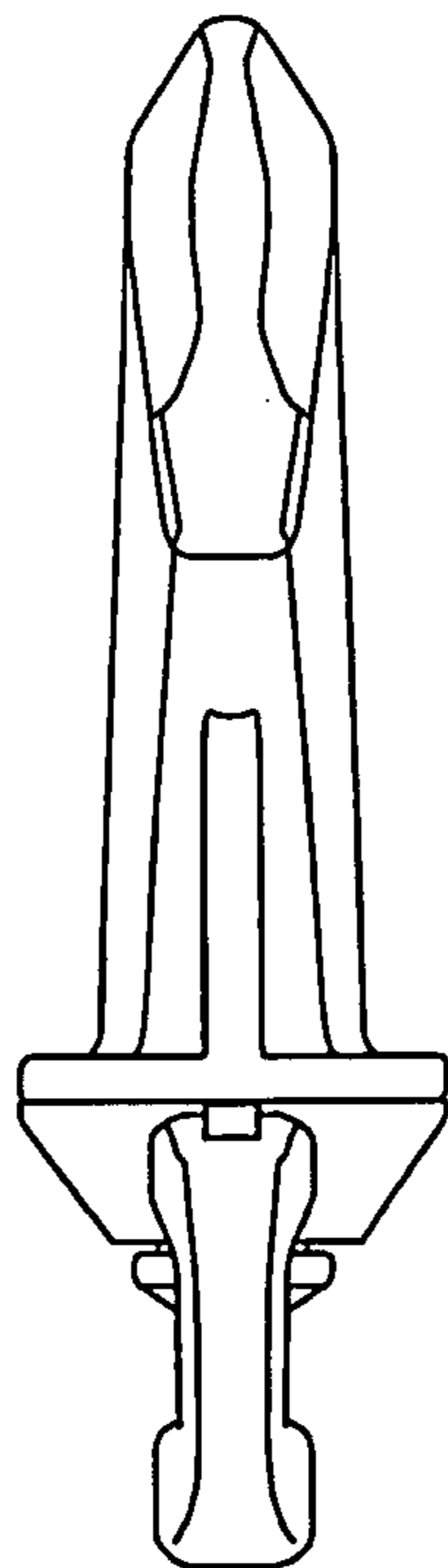


FIG. 4

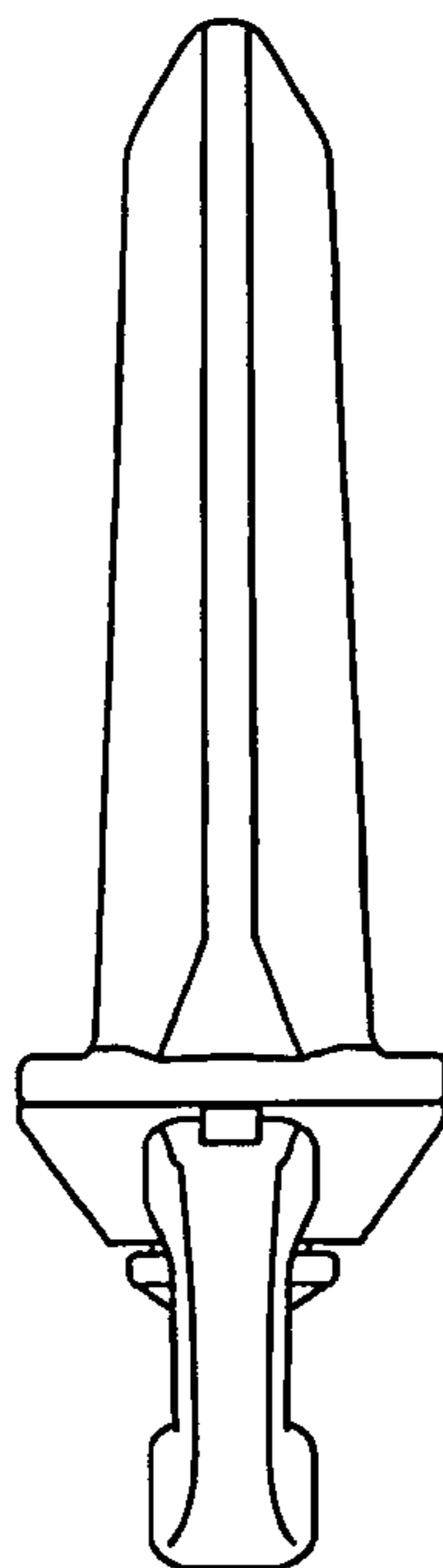


FIG. 5

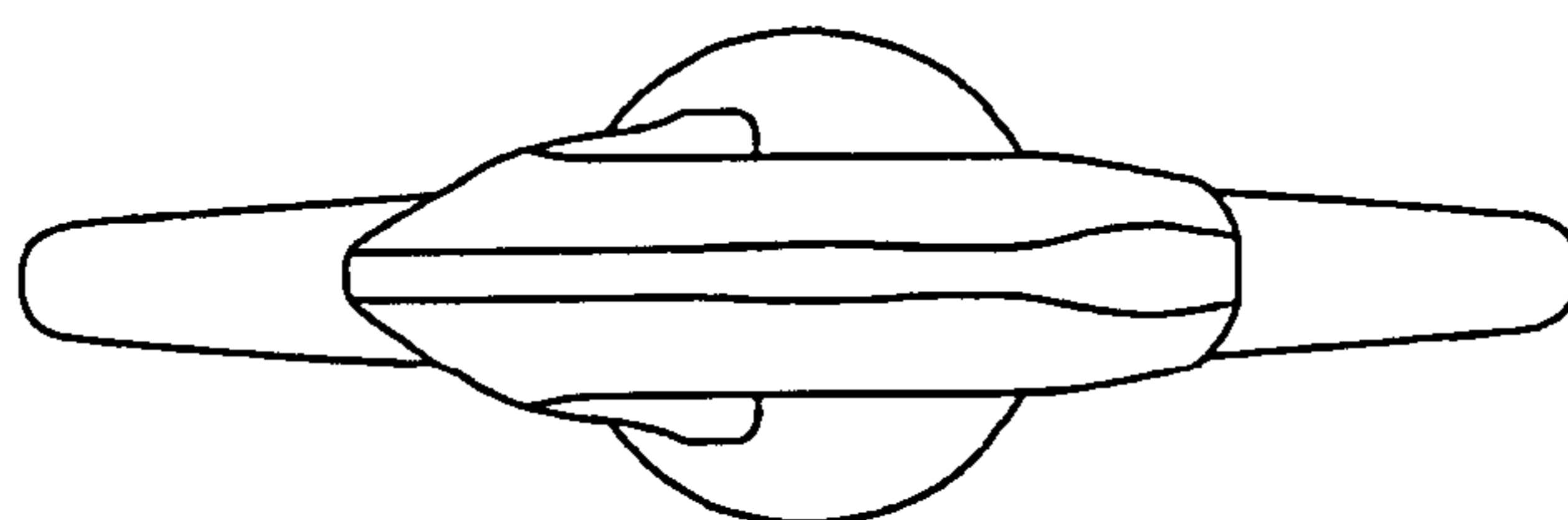


FIG. 6

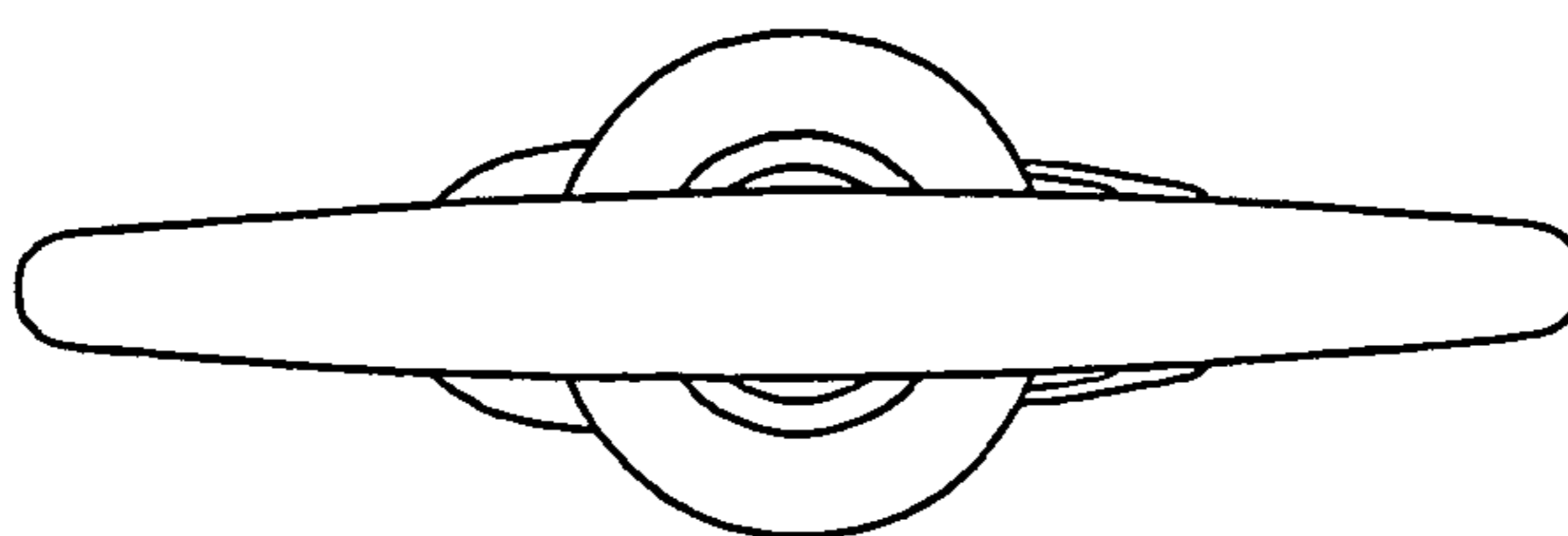


FIG. 7