



US00D740632S

(12) **United States Design Patent**
Monteleone et al.

(10) **Patent No.:** **US D740,632 S**
(45) **Date of Patent:** **** Oct. 13, 2015**

- (54) **STAPLER**
- (71) Applicant: **ACCO Brands Corporation**, Lake Zurich, IL (US)
- (72) Inventors: **Andrew A. Monteleone**, Chicago, IL (US); **Jason B. Magid**, Wheeling, IL (US)
- (73) Assignee: **ACCO Brands Corporation**, Lake Zurich, IL (US)
- (**) Term: **14 Years**
- (21) Appl. No.: **29/511,365**
- (22) Filed: **Dec. 10, 2014**
- (51) **LOC (10) Cl.** **19-02**
- (52) **U.S. Cl.**
USPC **D8/50**
- (58) **Field of Classification Search**
USPC D8/48, 49, 50, 61, 68, 69, 70; D19/72, D19/73, 65, 69; D21/532; D24/145; 7/158, 7/160; 227/4, 5, 6, 7, 8, 120, 127, 128, 227/131, 132, 134, 144, 156, 175.1; 606/139, 143, 153, 219
CPC B25C 5/0242; B25C 5/0285; B25C 5/11; B27F 5/17; B26F 1/36
See application file for complete search history.

- D543,428 S * 5/2007 Kirby et al. D8/50
- D554,456 S * 11/2007 Chang D8/50
- D557,092 S 12/2007 Harris et al.
- D574,682 S 8/2008 Cunningham et al.
- D574,683 S * 8/2008 Cunningham et al. D8/50
- D579,295 S * 10/2008 Cunningham et al. D8/50
- D587,976 S 3/2009 Cunningham et al.
- D617,164 S * 6/2010 Leung D8/50
- D617,165 S * 6/2010 Leung D8/50
- D724,915 S * 3/2015 Lin D8/50
- 2005/0223498 A1* 10/2005 Kirby et al. 7/160

(Continued)

OTHER PUBLICATIONS

- Swingline Stapling Products, ACCO FactBook, 2001, pp. 178-187.
- Swingline Stapling Products, ACCO FactBook, 2003, pp. 98-111.
- Swingline Stapling Products, ACCO FactBook, 2005, pp. 96-116.
- Swingline Stapling Products, ACCO FactBook, 2007, pp. 9-28.
- Swingline Stapling Products, ACCO FactBook, 2008, pp. 7-26.

(Continued)

Primary Examiner — Austin Murphy
(74) *Attorney, Agent, or Firm* — Michael Best & Friedrich LLP

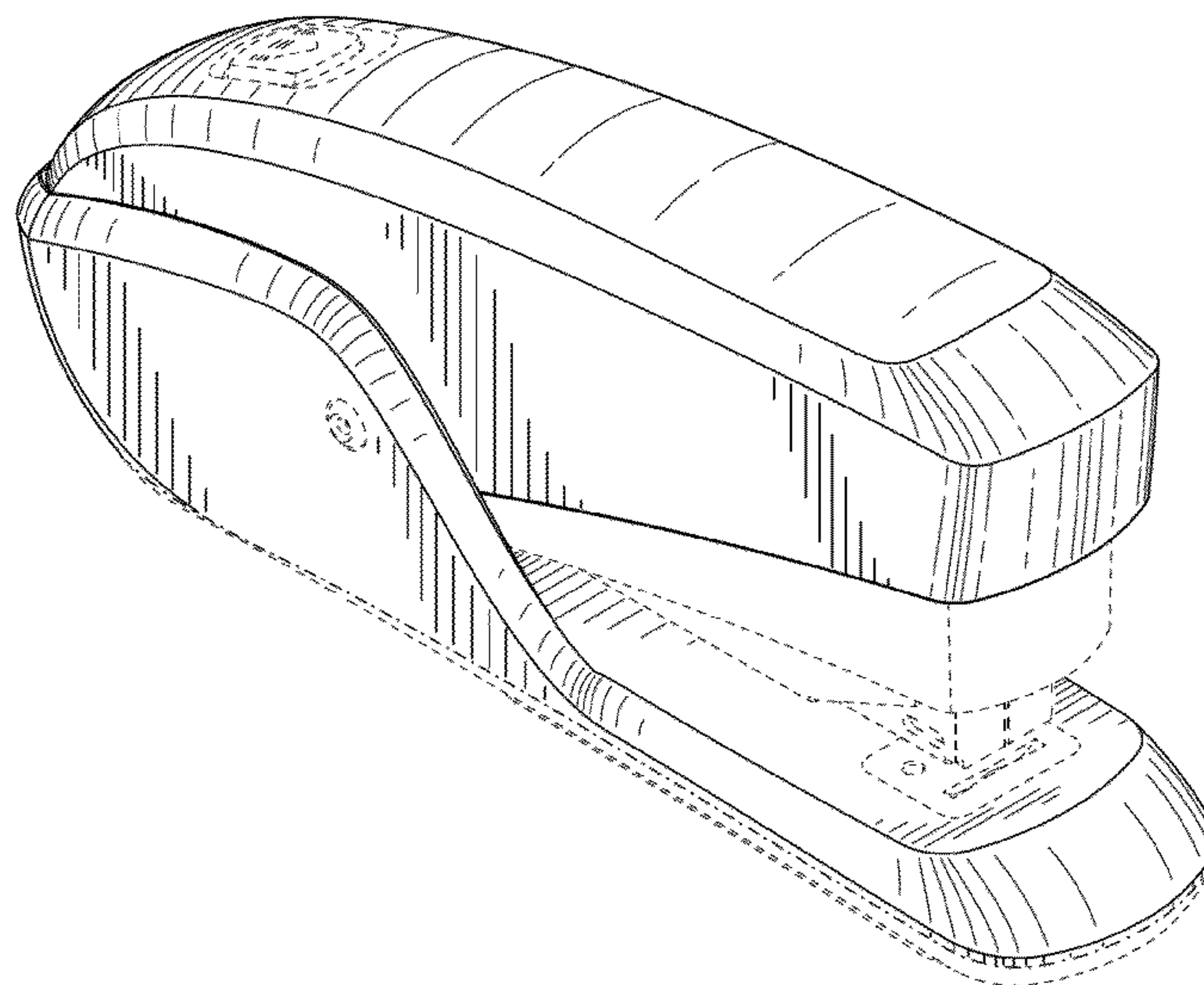
(57) **CLAIM**
We claim the ornamental design for a stapler, as shown and described.

DESCRIPTION

FIG. 1 is a perspective view of a stapler embodying the invention.
FIG. 2 is a first side view of the stapler of FIG. 1.
FIG. 3 is a second side view of the stapler of FIG. 1.
FIG. 4 is a first end view of the stapler of FIG. 1.
FIG. 5 is a second end view of the stapler of FIG. 1; and,
FIG. 6 is a top view of the stapler of FIG. 1.
Portions of the stapler shown in broken lines form no part of the claimed design.

1 Claim, 5 Drawing Sheets

- (56) **References Cited**
U.S. PATENT DOCUMENTS
- D414,999 S 10/1999 Wilson et al.
- D420,266 S 2/2000 Berry et al.
- D502,850 S 3/2005 Sauter et al.
- D502,851 S 3/2005 Sauter et al.
- D511,283 S 11/2005 Sauter et al.
- D511,665 S 11/2005 Sauter et al.
- D514,904 S 2/2006 Sauter et al.
- D530,578 S 10/2006 Sauter et al.
- D531,470 S 11/2006 Kirby et al.



(56)

References Cited

U.S. PATENT DOCUMENTS

2005/0224555 A1* 10/2005 Kirby et al. 227/134
2006/0144894 A1* 7/2006 Kirby et al. 227/134
2006/0144895 A1* 7/2006 Kirby et al. 227/134
2014/0367442 A1* 12/2014 Gadekar et al. 227/82

OTHER PUBLICATIONS

Swingline Stapling Products, ACCO FactBook, 2010, pp. 3-22.
Swingline Stapling Products, ACCO FactBook, 2012, pp. 2-19.
Swingline Stapling Products, ACCO FactBook, 2013, pp. 2-19.
Swingline Stapling Products, ACCO FactBook, 2014, pp. 18-42.

* cited by examiner

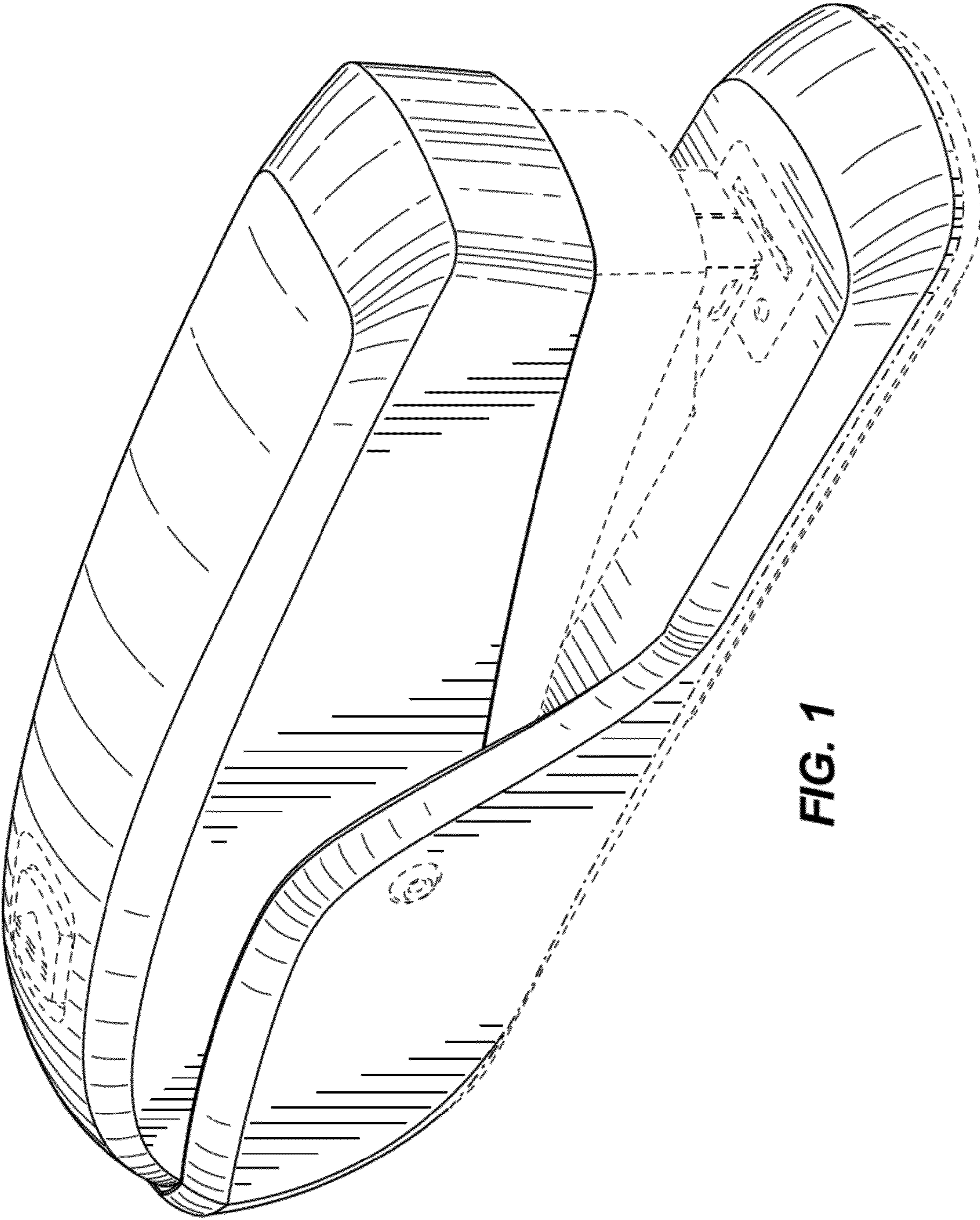


FIG. 1

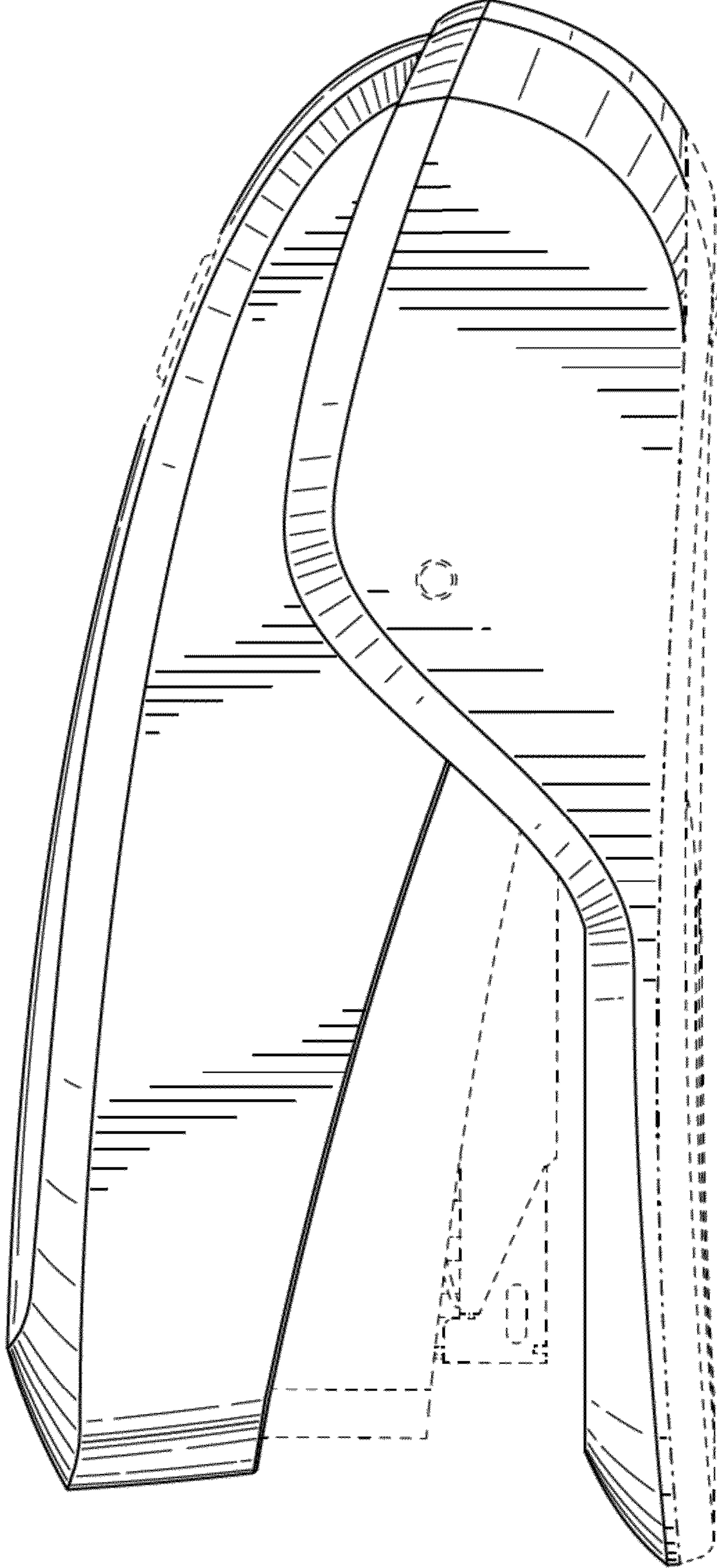


FIG. 2

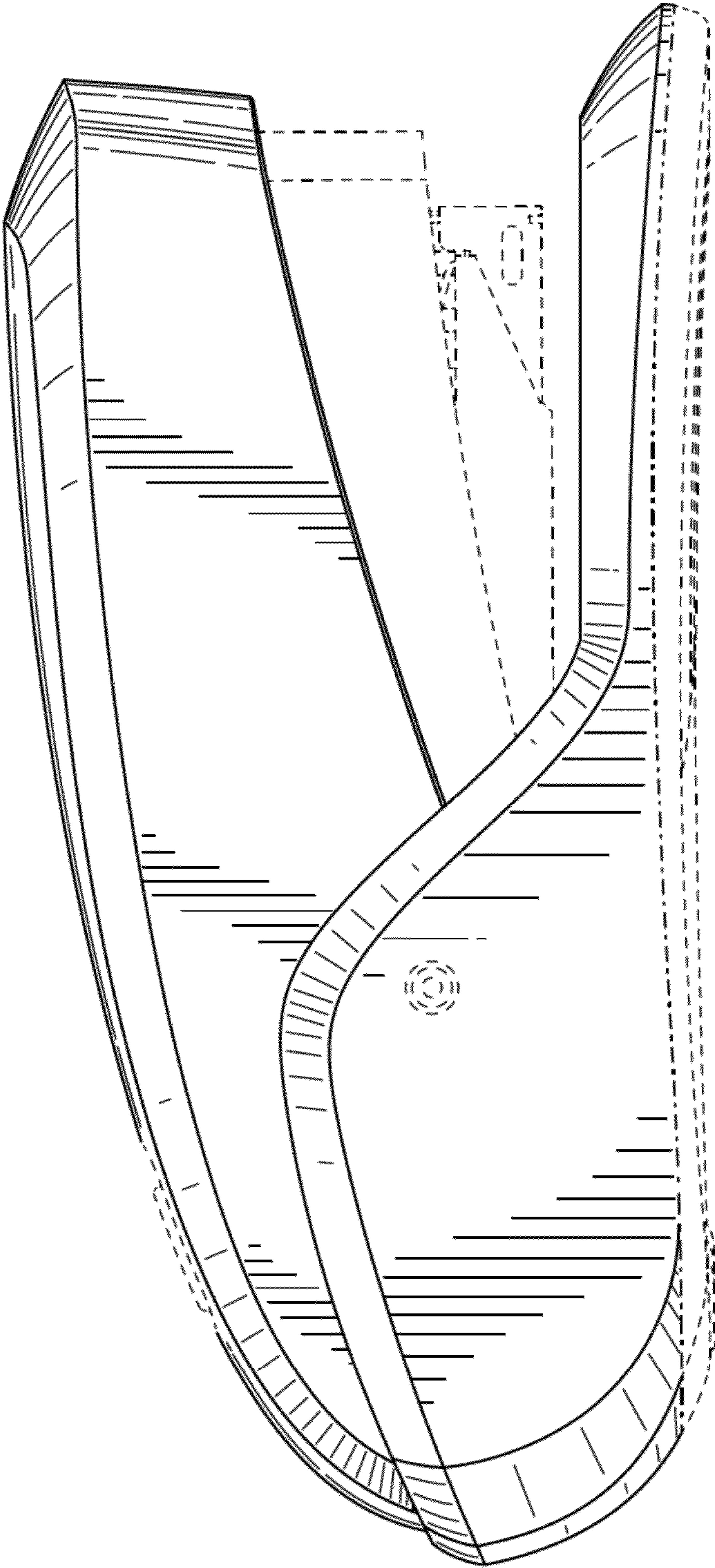


FIG. 3

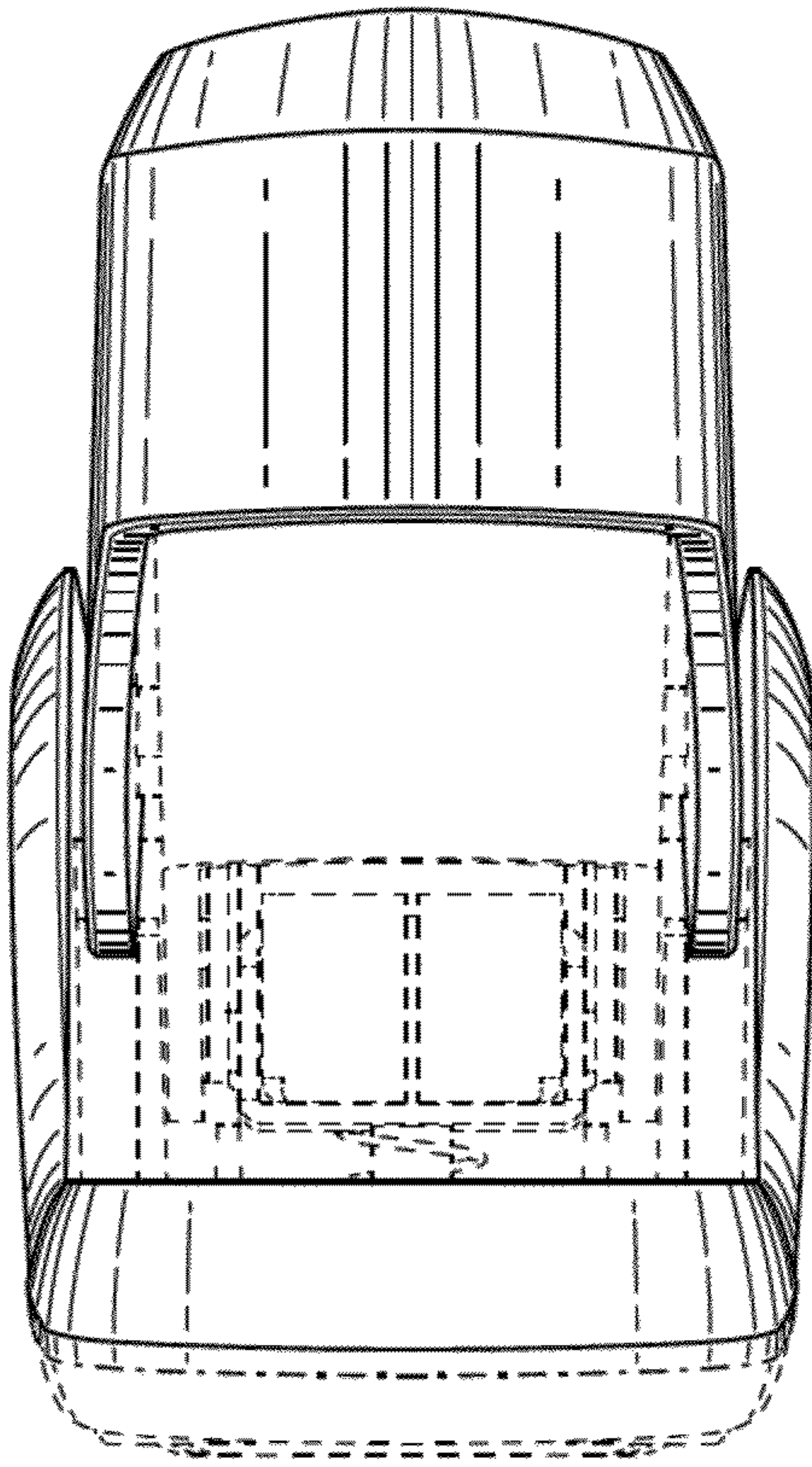


FIG. 4

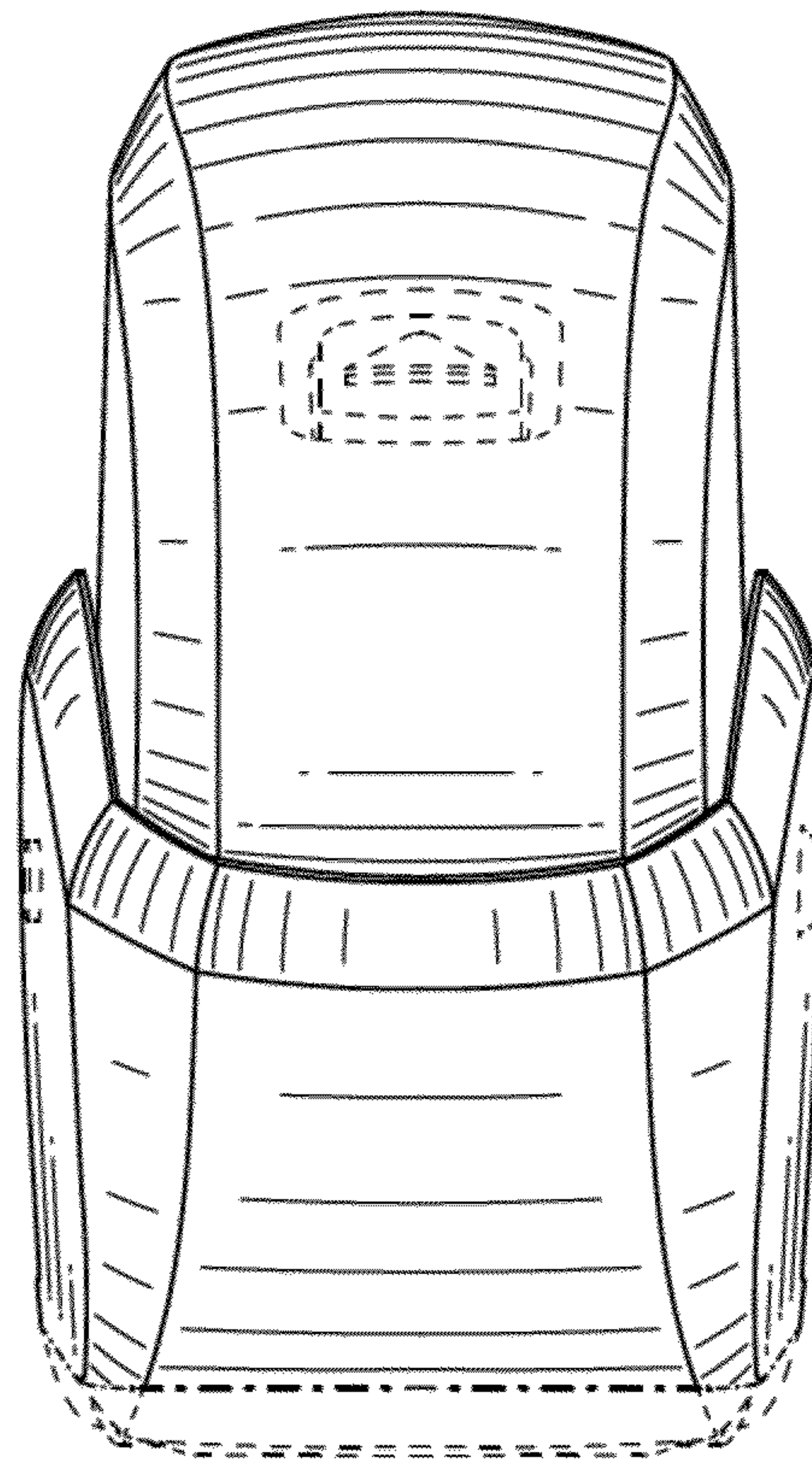


FIG. 5

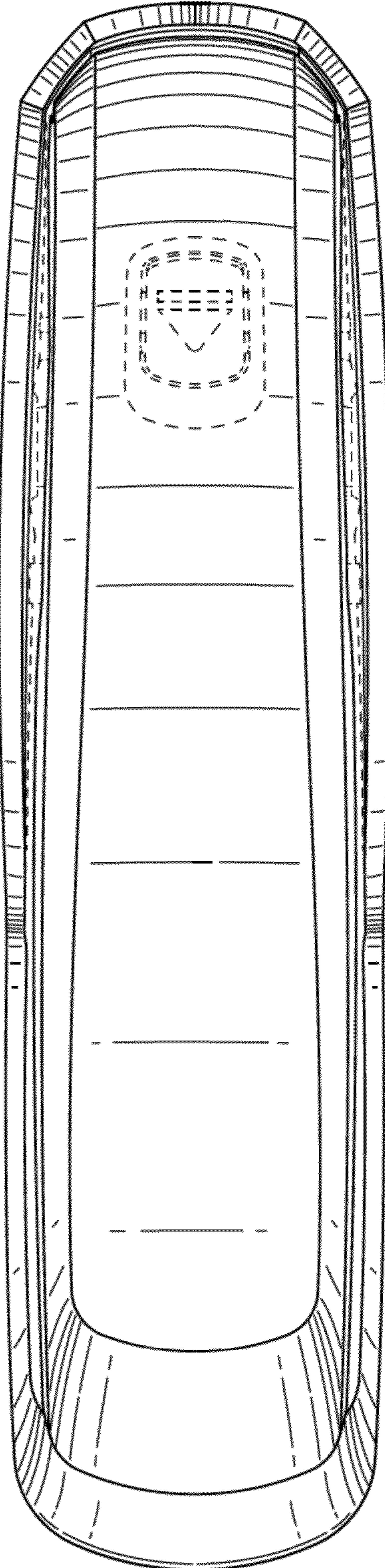


FIG. 6