



US00D740620S

(12) **United States Design Patent**
Chen

(10) **Patent No.:** **US D740,620 S**
(45) **Date of Patent:** **** Oct. 13, 2015**

(54) **SALAD SPINNER**

(71) Applicant: **Taizhou Shuangma Plastic Manufacturing Inc.**, Linhai, Zhejiang (CN)

(72) Inventor: **Cuihong Chen**, Linhai (CN)

(73) Assignee: **Taizhou Shuangma Plastic Manufacturing Inc.**, Linhai, Zhejiang Province (CN)

(**) Term: **14 Years**

(21) Appl. No.: **29/484,691**

(22) Filed: **Mar. 12, 2014**

(51) **LOC (10) Cl.** **07-04**

(52) **U.S. Cl.**
USPC **D7/665**

(58) **Field of Classification Search**
USPC D7/665-668, 538-542, 629; 210/360.1, 210/380.1; 34/58, 322; 99/495, 479, 99/511-513
CPC A47J 42/46; A47J 42/04; A47J 43/24; F16D 53/00; F26B 5/08

See application file for complete search history.

(56) **References Cited**

U.S. PATENT DOCUMENTS

6,018,883	A *	2/2000	Mulhauser	34/58
6,473,988	B1 *	11/2002	Mulhauser et al.	34/58
2005/0204935	A1 *	9/2005	Siegel	99/495
2006/0207441	A1 *	9/2006	Mulhauser et al.	99/495
2007/0137504	A1 *	6/2007	Wan et al.	99/495
2010/0263555	A1 *	10/2010	Mah et al.	99/495
2012/0246959	A1 *	10/2012	Perry et al.	34/58

* cited by examiner

Primary Examiner — Terry Wallace

(74) *Attorney, Agent, or Firm* — Han IP Corporation


(57) **CLAIM**

The ornamental design for a salad spinner, as shown.

DESCRIPTION

FIG. 1 is a front view of a salad spinner incorporating a design in accordance with an embodiment of the present disclosure; FIG. 2 is a rear view thereof; FIG. 3 is a left side view thereof; FIG. 4 is a right side view thereof; FIG. 5 is a top plan view thereof; FIG. 6 is a bottom plan view thereof; and, FIG. 7 is a perspective view thereof.

1 Claim, 7 Drawing Sheets






Figure 1




Figure 2

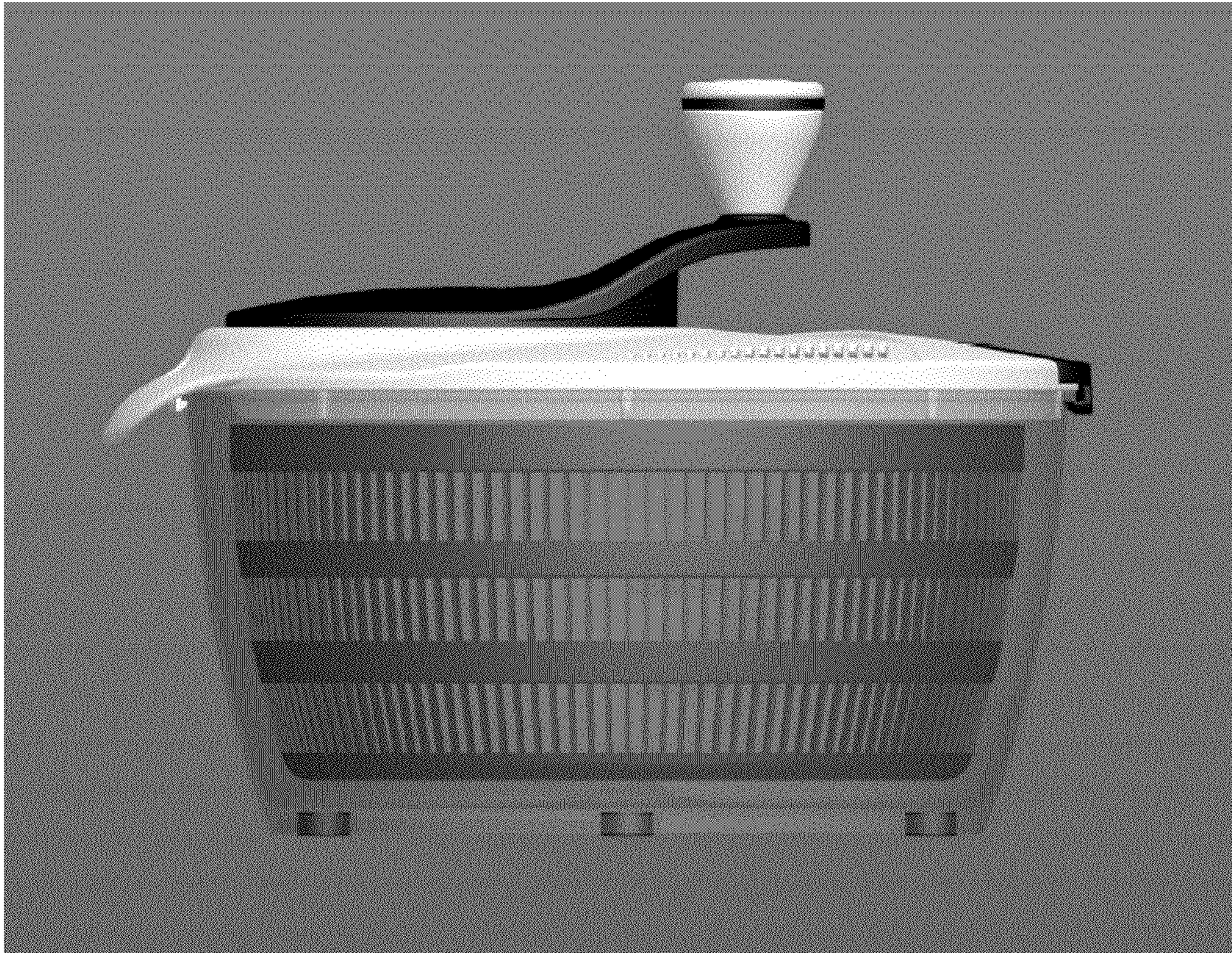


Figure 3




Figure 4



Figure 5



Figure 6




Figure 7