



US00D740617S

(12) **United States Design Patent**
Hanson

(10) **Patent No.:** **US D740,617 S**

(45) **Date of Patent:** **** Oct. 13, 2015**

(54) **COMBINED CUP HOLDER AND CARRIER WITH CUT-OUT HANDLES**

(71) Applicant: **Violet Hanson**, Plainview, NY (US)

(72) Inventor: **Violet Hanson**, Plainview, NY (US)

(**) Term: **14 Years**

(21) Appl. No.: **29/474,224**

(22) Filed: **Jul. 14, 2014**

(51) **LOC (10) Cl.** **07-06**

(52) **U.S. Cl.**
USPC **D7/622**

(58) **Field of Classification Search**
USPC D7/622, 624.2, 607; D3/202, 229;
220/737-739, 902, 903, 592.2, 592.17,
220/592.24; 62/457.1-457.9, 529, 530;
383/38, 10, 110, 117, 121, 40, 95
CPC B65D 81/3879; A45F 5/00; A45F
2200/0583; A45F 2200/00; A45F 2200/05
See application file for complete search history.

(56) **References Cited**

U.S. PATENT DOCUMENTS

4,872,766 A * 10/1989 Dancy 383/10

5,624,048 A * 4/1997 Sander et al. 215/395
D409,450 S * 5/1999 Hamilton D7/607
D441,612 S * 5/2001 Hamilton D7/607
D513,363 S * 1/2006 Swartz et al. D3/202
D525,776 S * 8/2006 Lown et al. D3/202
D587,004 S * 2/2009 Lown et al. D3/202
2006/0151507 A1 * 7/2006 Swartz et al. 220/737

* cited by examiner

Primary Examiner — Terry Wallace

(57) **CLAIM**

The ornamental design for a combined cup holder and carrier with cut-out handles, as shown and described.

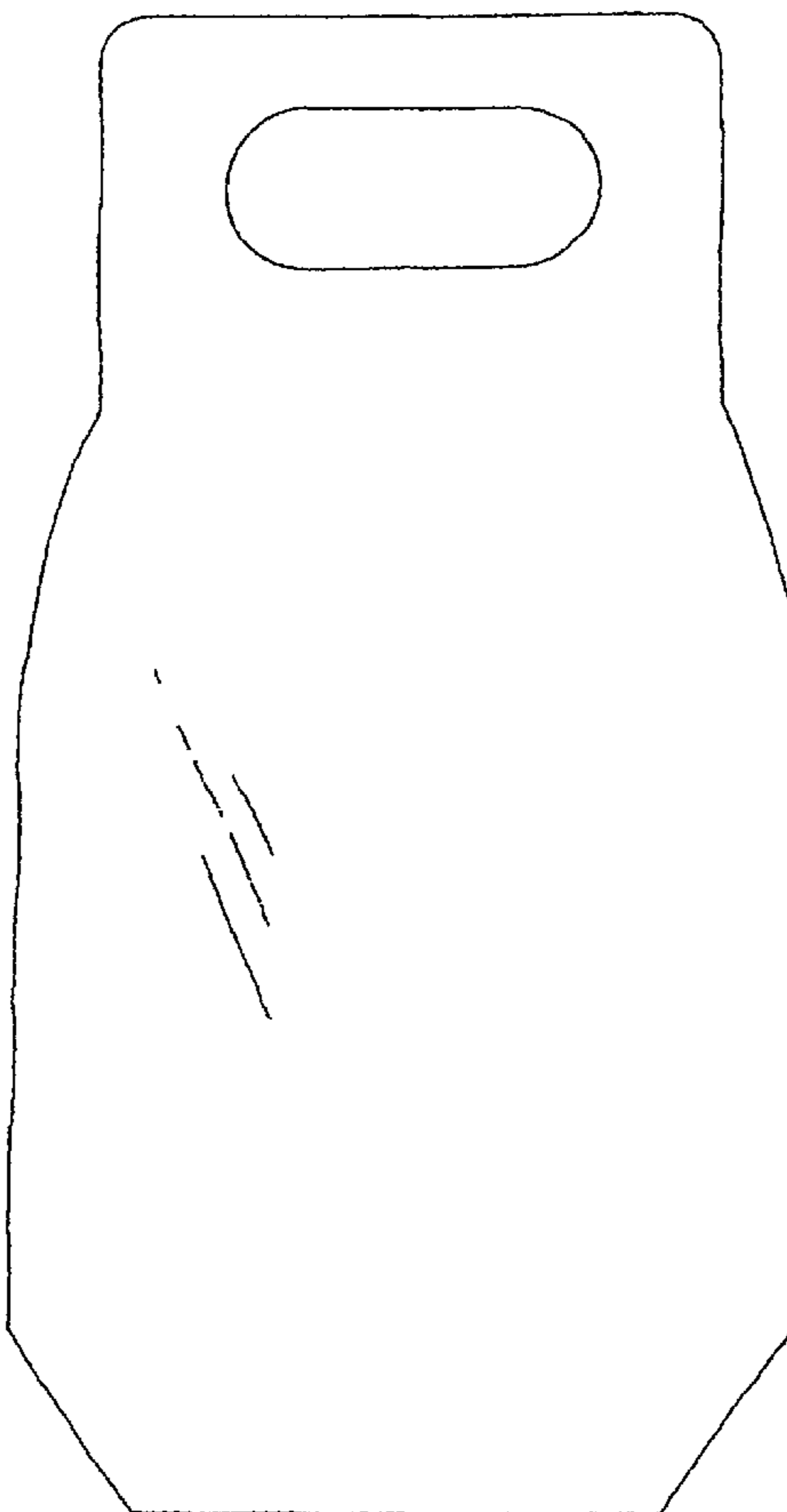
DESCRIPTION

FIG. 1 is a front view of the combined cup holder and carrier with cut-out handles showing my new design, the rear view being a mirror image.

FIG. 2 is a front perspective view thereof, the rear view being a mirror image; and,

FIG. 3 is a top plan view thereof in an open position.

1 Claim, 3 Drawing Sheets



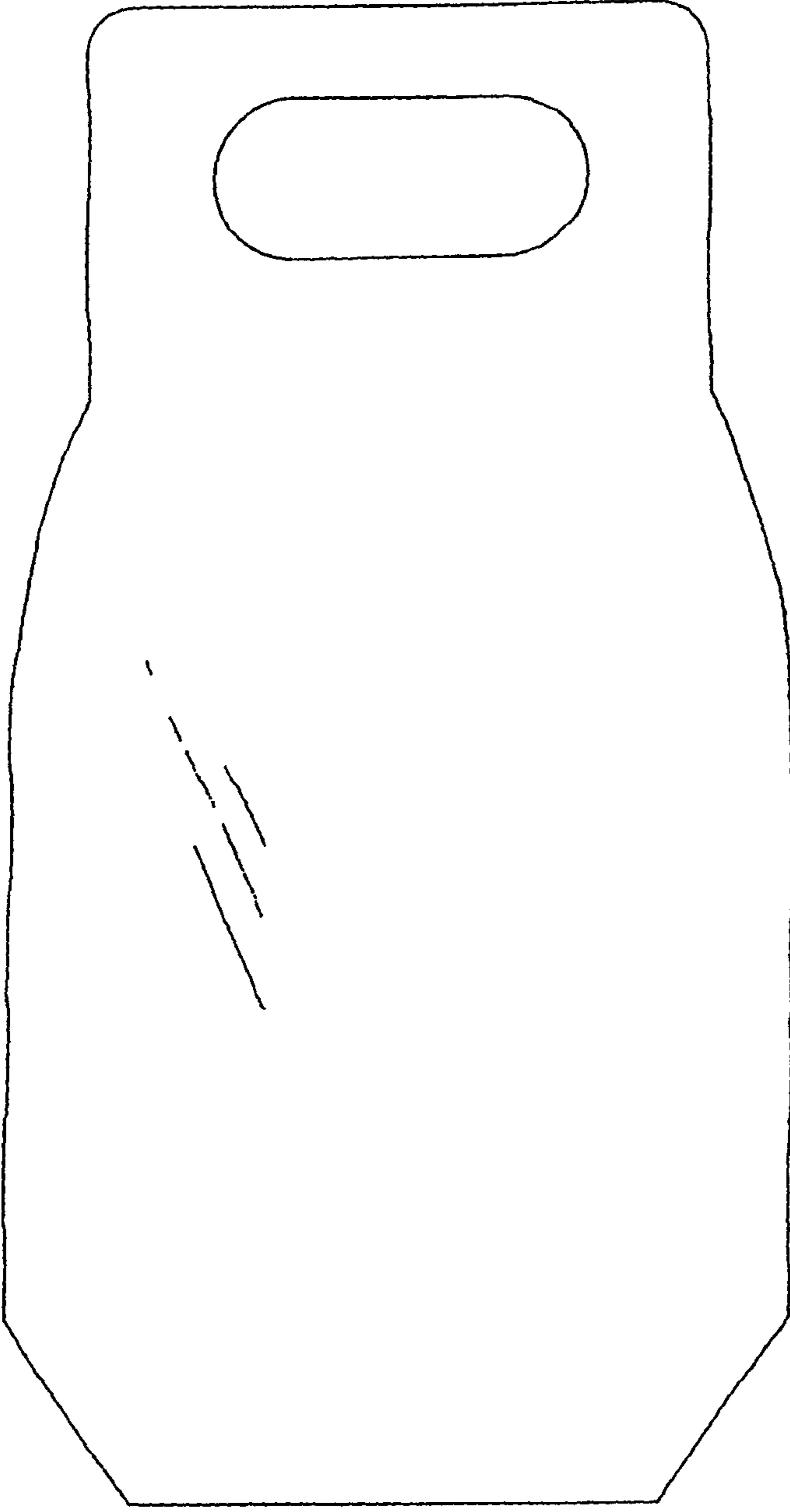


FIG. 1

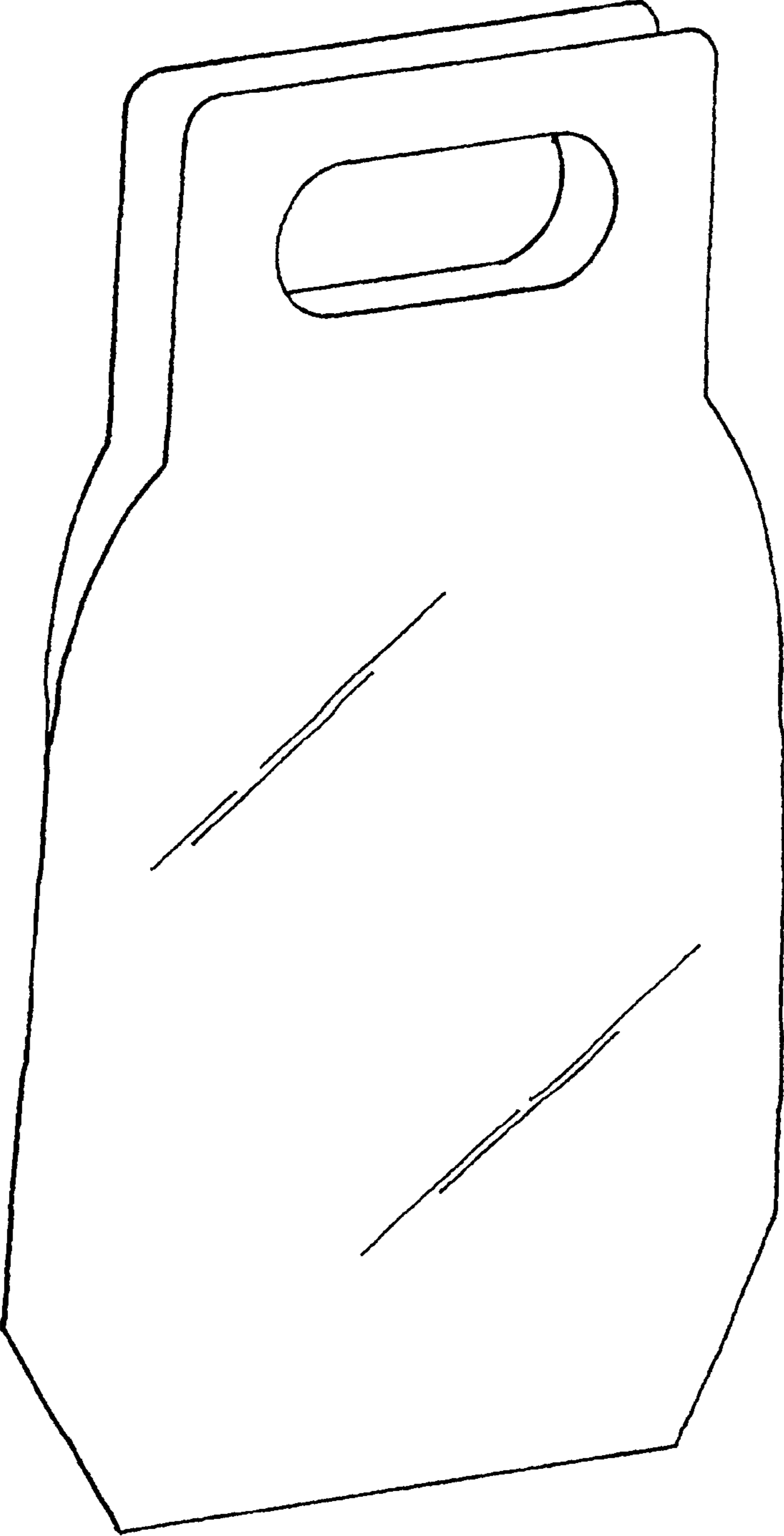


FIG 2

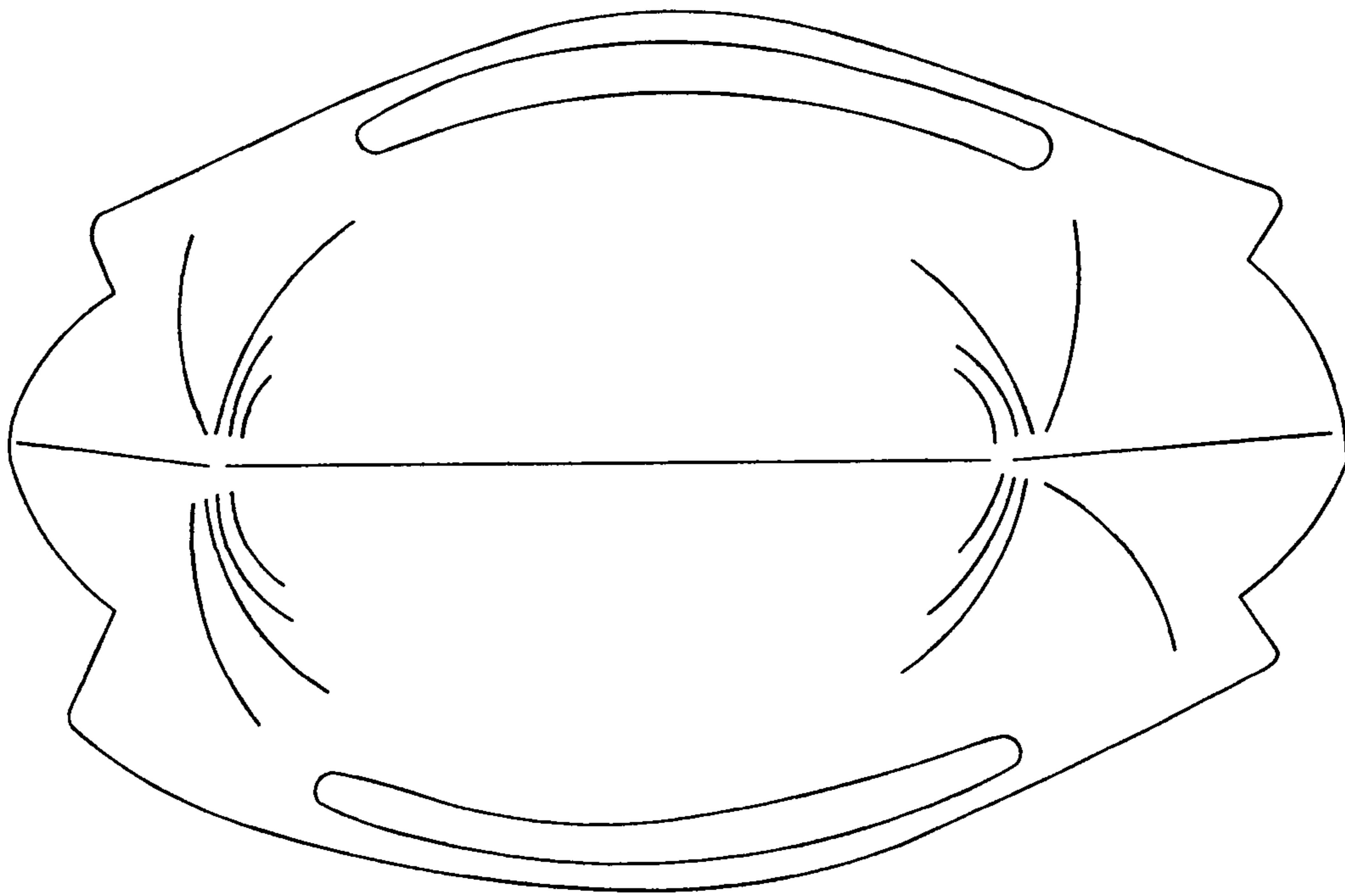


FIG 3