



US00D740603S

(12) **United States Design Patent**  
**Barberi**

(10) **Patent No.:** **US D740,603 S**  
(45) **Date of Patent:** **\*\* Oct. 13, 2015**

- (54) **COOKWARE LID HANDLE**
- (71) Applicant: **Meyer Intellectual Properties Limited,**  
Kowloon (CN)
- (72) Inventor: **Philip D. Barberi,** San Ramon, CA (US)
- (73) Assignee: **Meyer Intellectual Properties Limited,**  
Kowloon (HK)

(\*\*) Term: **14 Years**

(21) Appl. No.: **29/497,947**

(22) Filed: **Jul. 30, 2014**

(51) **LOC (10) Cl.** ..... **07-02**

(52) **U.S. Cl.**  
USPC ..... **D7/394**

(58) **Field of Classification Search**  
USPC ..... D7/354-361, 391, 393-395, 396.2, 514,  
D7/664; D8/107, 300, 301, 306, 315, 316,  
D8/317, 319, 320, 321; D3/318  
CPC ..... A47J 45/06; A47J 45/061; A47J 45/62;  
A47J 45/08; A47J 45/085; B65D 25/2802;  
B65D 25/2882; B65D 25/2885; B65D  
25/2888; B65D 25/2894; Y10S 220/912  
See application file for complete search history.

(56) **References Cited**

**U.S. PATENT DOCUMENTS**

- D239,798 S \* 5/1976 Vrignaud ..... D8/316
- D494,808 S \* 8/2004 Thomkins ..... D7/394

- D596,918 S \* 7/2009 Menzies ..... D8/315
- D642,428 S \* 8/2011 Rae ..... D7/394
- D644,481 S \* 9/2011 Groll ..... D7/394
- D667,686 S \* 9/2012 Rae ..... D7/394
- D704,988 S \* 5/2014 Rae ..... D7/394
- D704,994 S \* 5/2014 Clabots ..... D7/394
- D704,995 S \* 5/2014 Rae et al. .... D7/394
- D705,595 S \* 5/2014 Rae ..... D7/394
- D728,995 S \* 5/2015 Barberi ..... D7/394

\* cited by examiner

*Primary Examiner* — Cynthia M Chin

(74) *Attorney, Agent, or Firm* — Akerman LLP

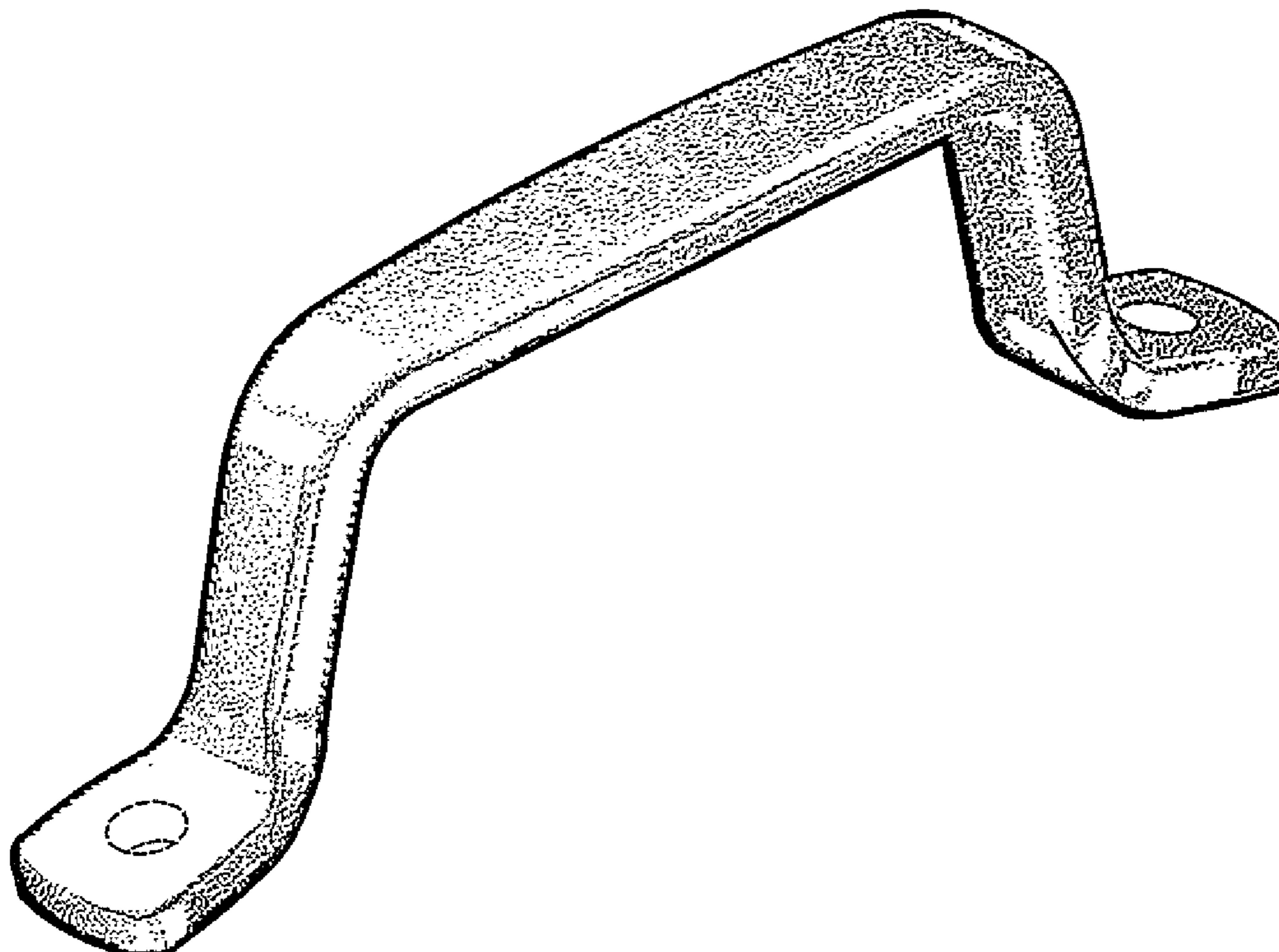
(57) **CLAIM**

The ornamental design for a cookware lid handle, as shown and described.

**DESCRIPTION**

FIG. 1 is a perspective view of the cookware lid handle showing my new design;  
FIG. 2 is a right side elevation view thereof; the left side elevation view being the mirror image thereof,  
FIG. 3 is a top plan view thereof;  
FIG. 4 is a bottom plan view thereof; and,  
FIG. 5 is a front elevation view thereof; the back side elevation view being the mirror image thereof.  
The broken lines in FIGS. 1, 3, 4 and 5 are for illustrative purposes only, depicting the environment of the new design, forming no part thereof as claimed.

**1 Claim, 3 Drawing Sheets**



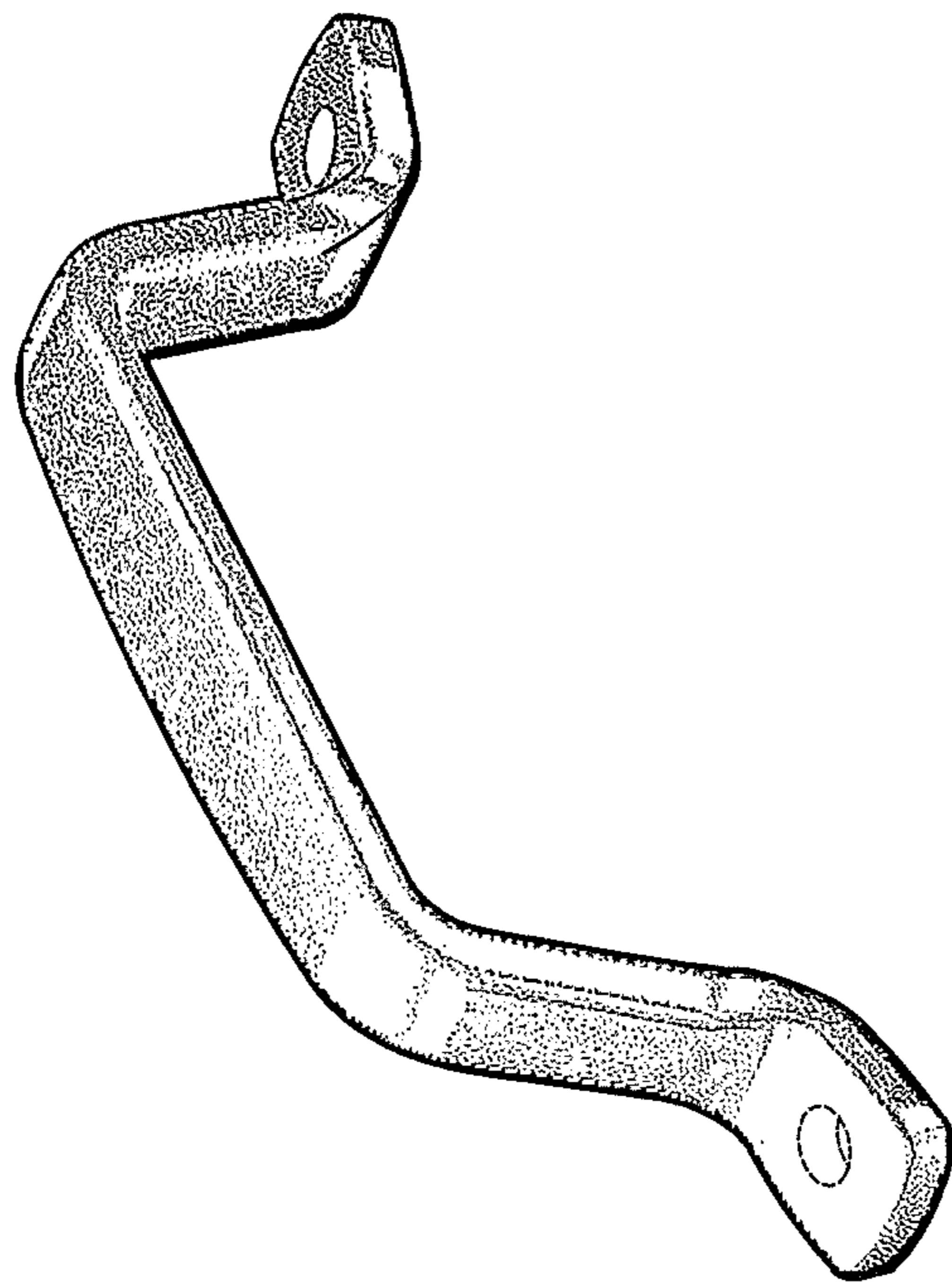


FIG.1




FIG.2




FIG.3




FIG.4



FIG.5