



US00D740594S

(12) **United States Design Patent**  
**Trinh**

(10) **Patent No.:** **US D740,594 S**  
(45) **Date of Patent:** **\*\* Oct. 13, 2015**

- (54) **DISPLAY FIXTURE**
- (71) Applicant: **Target Brands, Inc.**, Minneapolis, MN (US)
- (72) Inventor: **Nick Q. Trinh**, Minneapolis, MN (US)
- (73) Assignee: **Target Brands, Inc.**, Minneapolis, MN (US)
- (\*\*) Term: **14 Years**
- (21) Appl. No.: **29/469,053**
- (22) Filed: **Oct. 7, 2013**

D294,668	S	*	3/1988	Handler et al.	.....	D6/570
4,799,588	A		1/1989	Trisl		
D309,687	S	*	8/1990	Embree et al.	.....	D6/567
D331,942	S	*	12/1992	Kirchner	.....	D19/78
5,312,000	A		5/1994	Bass		
5,344,027	A		9/1994	Kaplan		
5,358,101	A		10/1994	Lombardi		
D352,927	S	*	11/1994	Williams	.....	D13/107
D354,310	S	*	1/1995	Crist et al.	.....	D19/75
5,706,977	A		1/1998	Ogura et al.		
5,711,435	A		1/1998	Morison et al.		
D397,084	S	*	8/1998	Siddoway	.....	D13/107
6,096,562	A		8/2000	Bunn et al.		
6,920,986	B2		7/2005	Lacombe et al.		

(Continued)

**Related U.S. Application Data**

- (63) Continuation of application No. 12/901,686, filed on Oct. 11, 2010, now Pat. No. 8,579,125.

(51) **LOC (10) Cl.** ..... **06-04**

(52) **U.S. Cl.**  
USPC ..... **D6/672**

(58) **Field of Classification Search**  
USPC ..... D6/567, 570, 641, 672, 675; D13/107, D13/108, 184; D21/332, 333, 506, 509; D28/76, 77, 78, 83, 183; 211/49.1, 211/59.2, 70.6; D19/78; 220/810  
CPC ..... A47F 1/00; A47F 9/00; A47F 3/14; A47F 7/283

See application file for complete search history.

(56) **References Cited**

**U.S. PATENT DOCUMENTS**

1,236,085	A	8/1917	Hudnut	
2,362,367	A	11/1944	Freeman	
2,430,166	A	11/1947	Fish et al.	
3,602,372	A	8/1971	Verrecchio	
3,638,664	A	2/1972	Cohn	
4,155,460	A	5/1979	Ratti	
D269,836	S	* 7/1983	Pruzan	..... D6/467

**FOREIGN PATENT DOCUMENTS**

CA	32462	*	5/1970
CA	2121449		10/1995

(Continued)

*Primary Examiner* — Thomas Johannes  
*Assistant Examiner* — Catherine Posthauer  
(74) *Attorney, Agent, or Firm* — Leanne Taveggia Farrell; Westman, Champlin & Koehler, P.A.

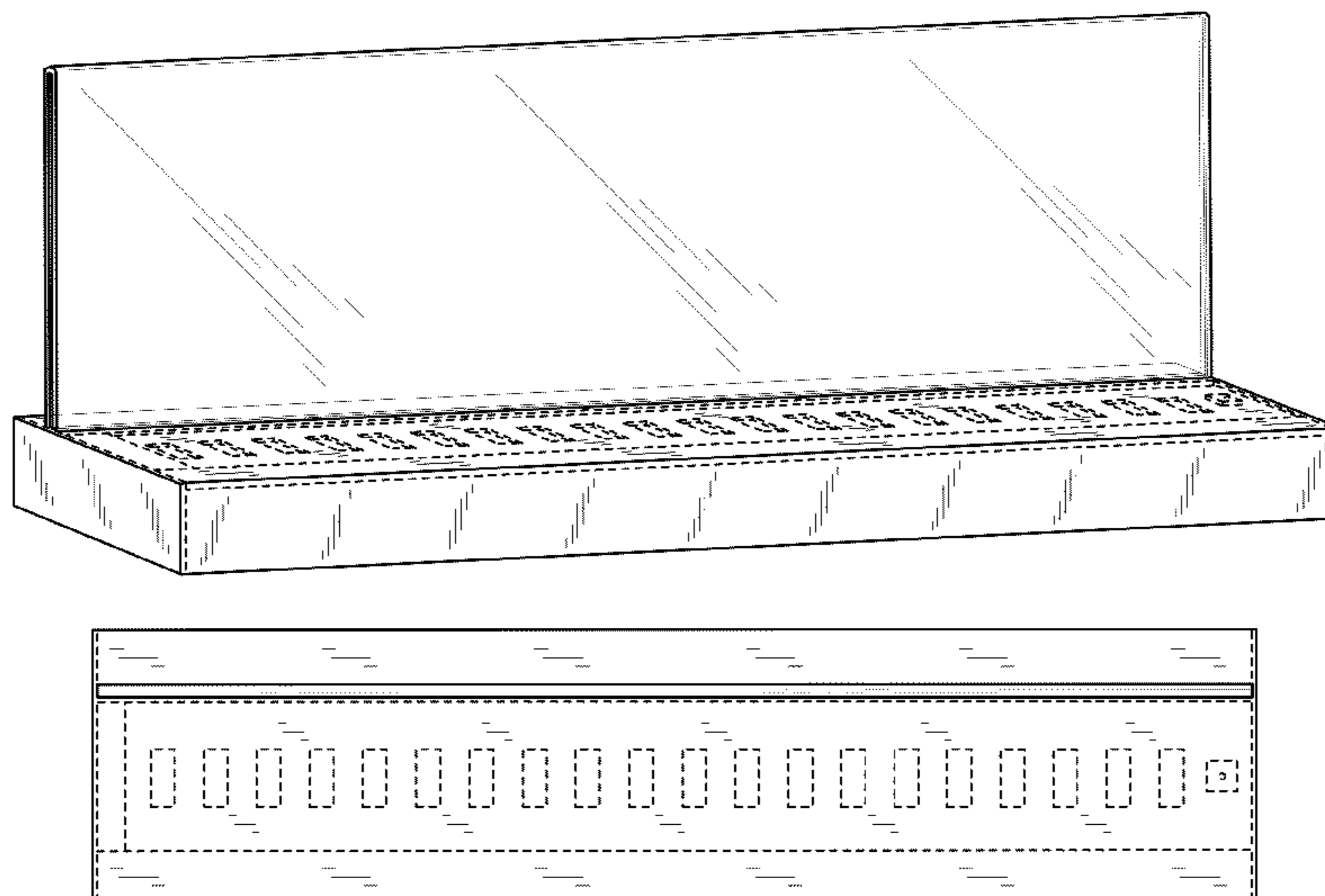
(57) **CLAIM**

The ornamental design for a display fixture, as shown and described.

**DESCRIPTION**

FIG. 1 is a perspective view of a display fixture; FIG. 2 is a front view thereof, the back being identical; FIG. 3 is a left side view thereof, the right side being a mirror image; and, FIG. 4 is a top view thereof. The broken lines shown in the drawings are included for purposes of illustrating portions of the display fixture and form no part of the claimed design.

**1 Claim, 2 Drawing Sheets**



(56)

**References Cited**

U.S. PATENT DOCUMENTS

7,007,814 B2 3/2006 Ploix  
 D540,566 S \* 4/2007 Scholen et al. .... D6/449  
 7,287,652 B2 10/2007 Scholen et al.  
 D558,489 S \* 1/2008 Christensen ..... D6/484  
 D575,972 S \* 9/2008 Shiao ..... D6/567  
 7,665,860 B2 2/2010 Demarest et al.  
 D621,548 S \* 8/2010 Chen ..... D28/83  
 D692,682 S \* 11/2013 Tapper ..... D6/672  
 2005/0279579 A1 12/2005 Milk et al.  
 2008/0121563 A1 5/2008 Polvere et al.  
 2009/0296378 A1 12/2009 Demarest et al.  
 2009/0296385 A1 12/2009 Demarest et al.

2010/0294790 A1\* 11/2010 Lin ..... 220/810  
 2011/0042331 A1\* 2/2011 Johnson et al. .... 211/49.1  
 2013/0206714 A1\* 8/2013 Pedersen et al. .... 211/71.01  
 2014/0027397 A1\* 1/2014 Knoll et al. .... 211/183  
 2014/0250749 A1\* 9/2014 Theisen et al. .... 40/649

FOREIGN PATENT DOCUMENTS

EP	0774224	5/1997
FR	2712471	5/1995
FR	2903876	1/2008
JP	09028529	2/1997
JP	11076016	3/1999
JP	2000175792	6/2000

\* cited by examiner

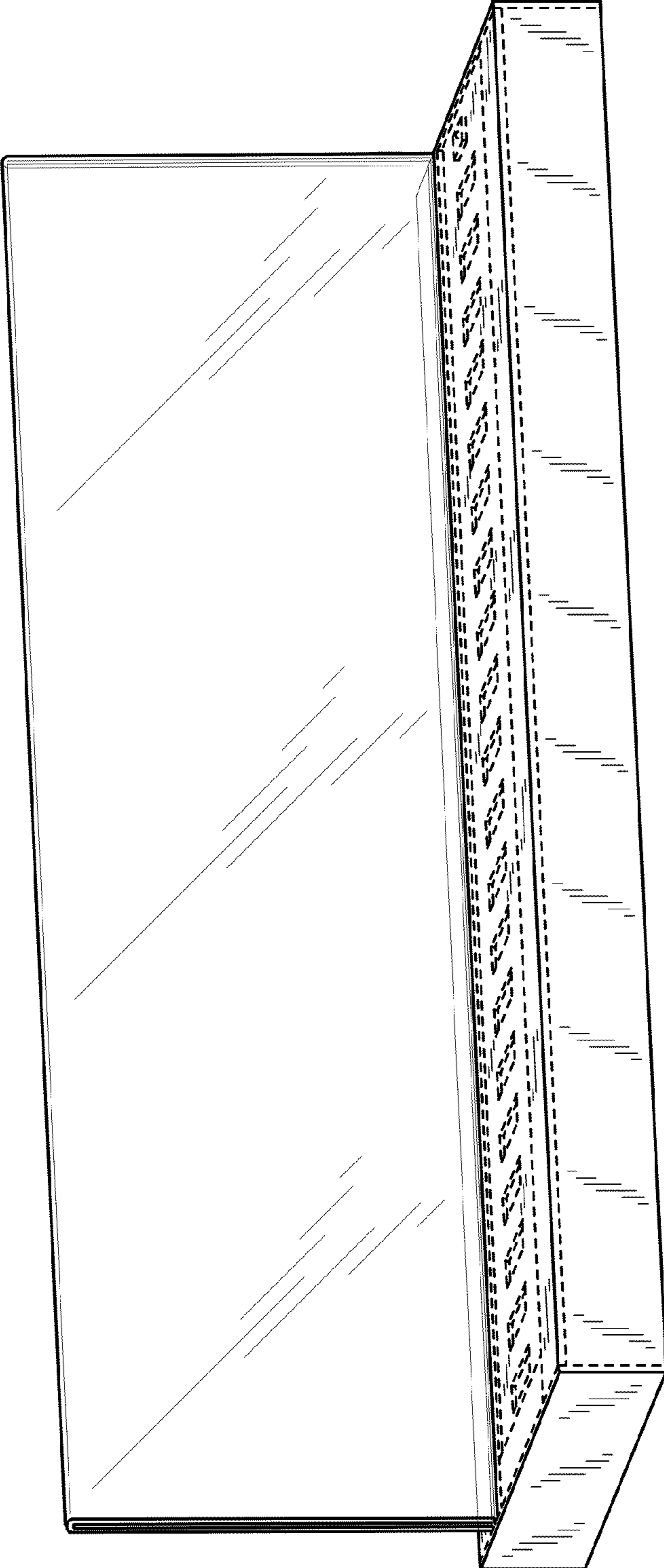


Fig. 1

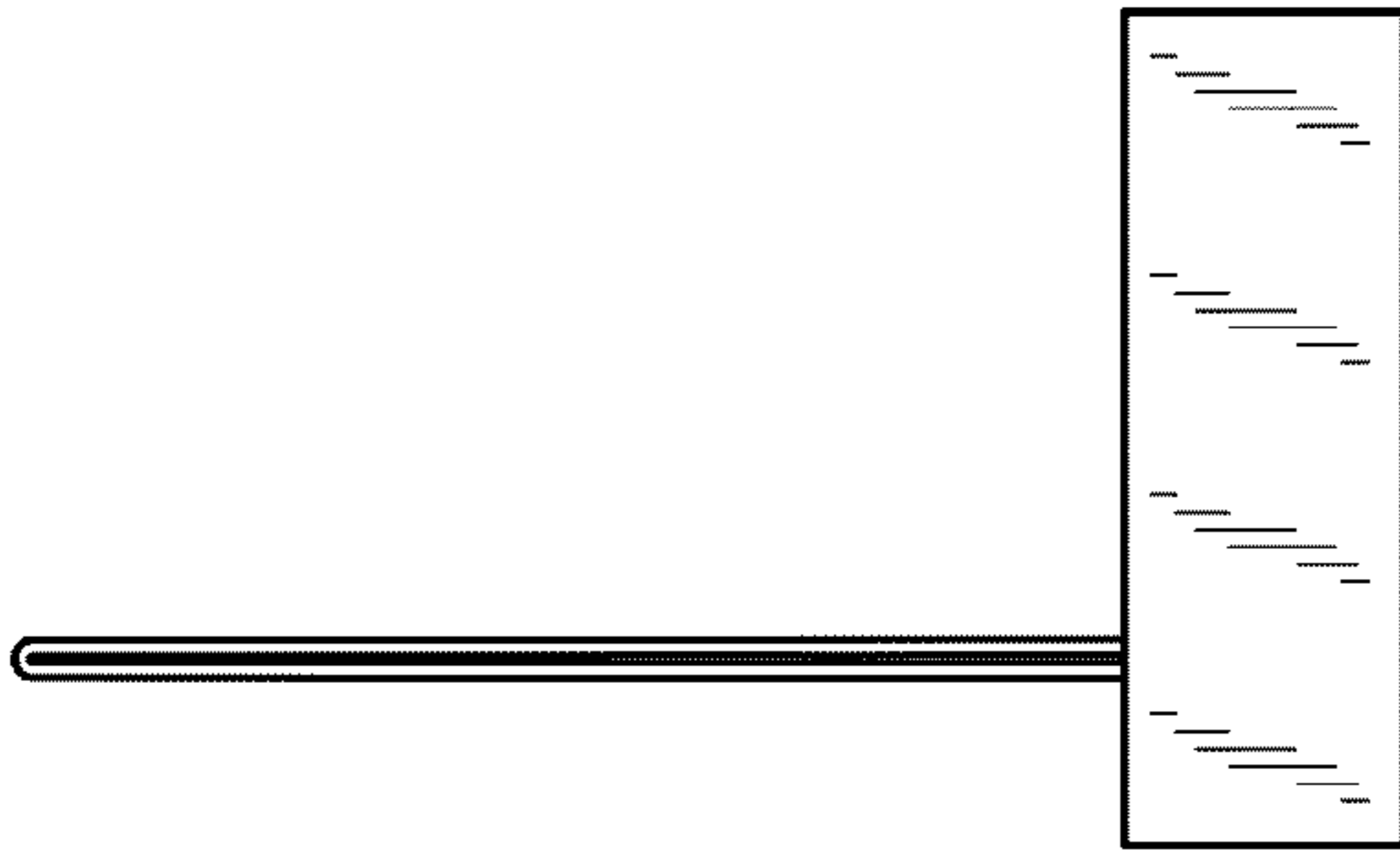


Fig. 3

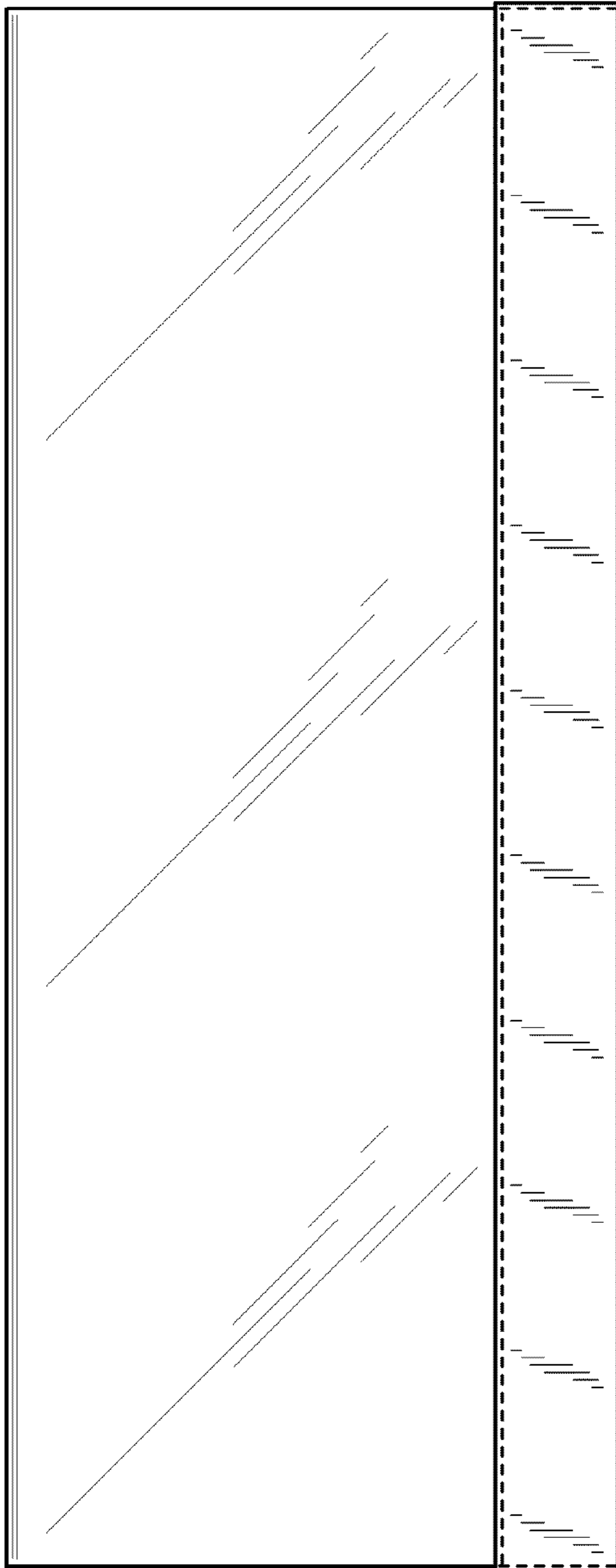


Fig. 2

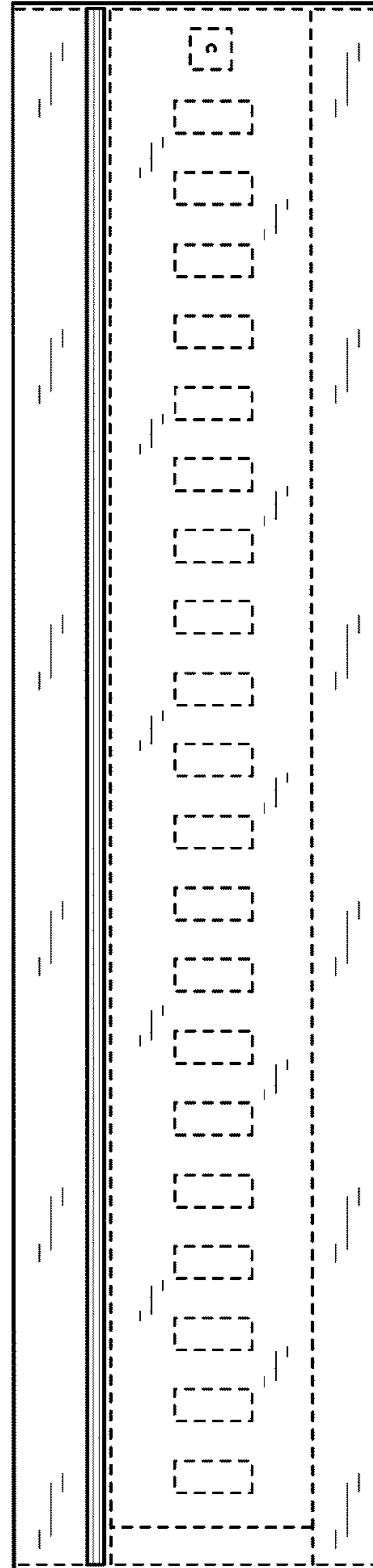


Fig. 4