



US00D740587S

(12) **United States Design Patent**  
**Sun Ting Kung et al.**

(10) **Patent No.:** **US D740,587 S**  
(45) **Date of Patent:** **\*\* Oct. 13, 2015**

(54) **PAPER GOODS DISPENSER**

CPC ..... A47K 1/00; A47K 1/01; B65H 75/99;  
B65H 49/00

(71) Applicant: **Rentokil Initial 1927 plc**, West Sussex  
(GB)

See application file for complete search history.

(72) Inventors: **Jeremy Sun Ting Kung**, Singapore  
(SG); **Michael Toh Chong Nam**,  
Singapore (SG); **Ryan Toh Kian Seng**,  
Singapore (SG); **Daze Lee**, Singapore  
(SG); **Danny Chu Wen Hing**, Singapore  
(SG); **Sit Wai Yong**, Singapore (SG);  
**Yazid Bin Ahmad**, Singapore (SG);  
**Chin Leong Kwek**, Singapore (SG);  
**Tsin Tsung Ooi**, Singapore (SG)

(56) **References Cited**

U.S. PATENT DOCUMENTS

D426,094 S	6/2000	Carlson	
D451,736 S	12/2001	Mast et al.	
D522,784 S *	6/2006	Omdoll et al. ....	D6/518
D530,125 S	10/2006	Vignot	
D591,544 S	5/2009	Franjesevic et al.	
D615,330 S *	5/2010	Meyerhoffer .....	D6/518
D620,292 S	7/2010	Kim	
D655,962 S	3/2012	Cittadino	
D662,342 S	6/2012	Daniel	
D675,047 S *	1/2013	Green et al. ....	D6/518
D675,852 S	2/2013	Bunoz	
D675,853 S	2/2013	Bunoz	
D681,987 S *	5/2013	Cittadino et al. ....	D6/518

(73) Assignee: **RENTOKIL INITIAL 1927 PLC**, West  
Sussex (GB)

(\*\*) Term: **14 Years**

\* cited by examiner

(21) Appl. No.: **29/519,105**

*Primary Examiner* — Brian N Vinson

(22) Filed: **Mar. 2, 2015**

(74) *Attorney, Agent, or Firm* — Merchant & Gould P.C.

**Related U.S. Application Data**

(62) Division of application No. 29/492,226, filed on May  
29, 2014, now Pat. No. Des. 727,652, which is a  
division of application No. 29/437,039, filed on Nov.  
12, 2012, now Pat. No. Des. 708,865.

(57) **CLAIM**

The ornamental design for a paper goods dispenser, as shown  
and described.

(51) **LOC (10) Cl.** ..... **20-02**

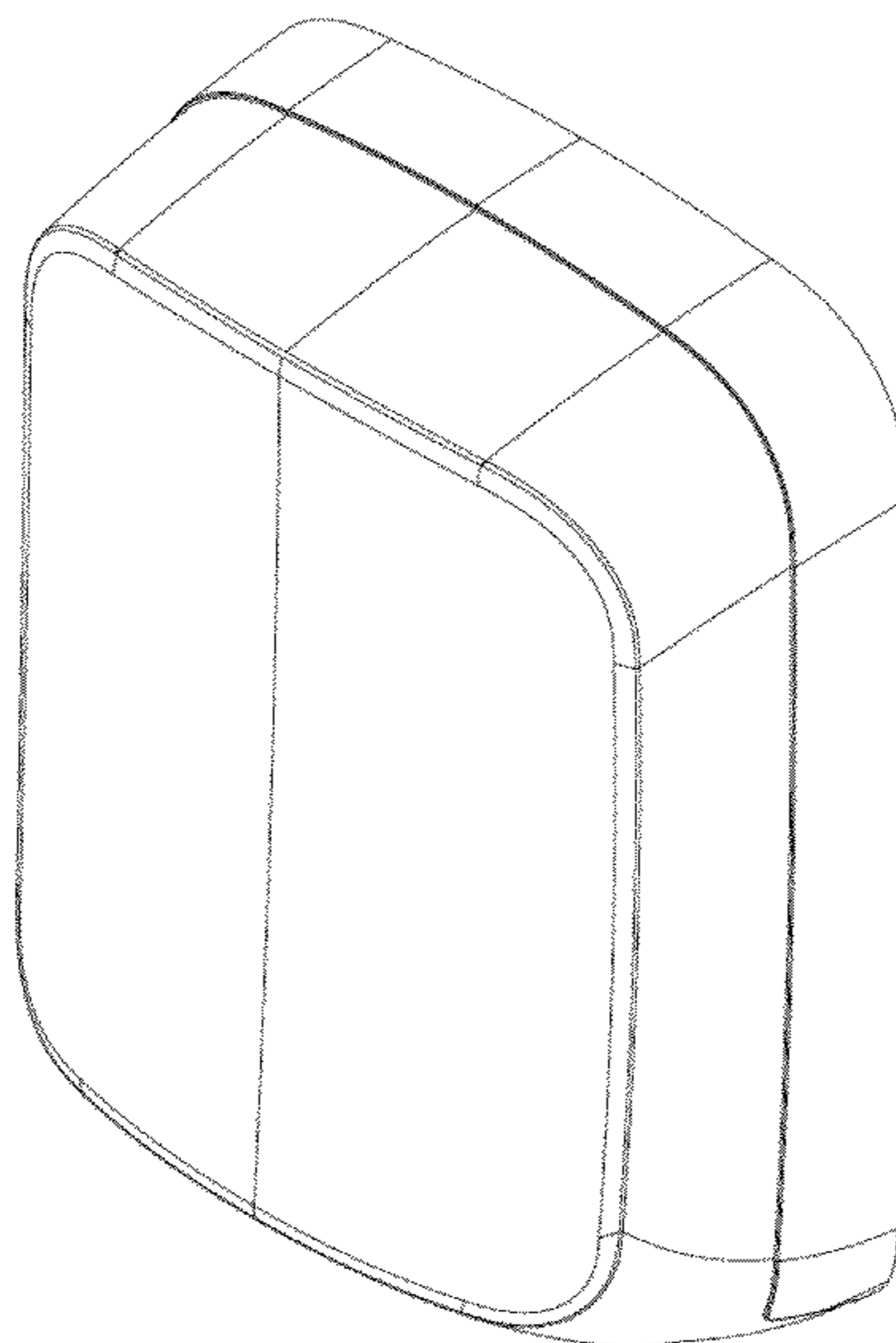
(52) **U.S. Cl.**  
USPC ..... **D6/518**

**DESCRIPTION**

(58) **Field of Classification Search**  
USPC ..... D6/518-524, 546-550; 108/28-29;  
211/13.1, 16, 60.1, 86.01, 87.01,  
211/88.01, 88.04, 100, 105.1, 105.2, 123,  
211/181.1, 182; 248/175, 176.1, 251, 302;  
16/110.1, 415; 242/570, 590, 595-598;  
D8/300, 303, 315-321; 220/216

FIG. 1 is a perspective view showing our design;  
FIG. 2 is a top plan view thereof;  
FIG. 3 is a left side elevational view thereof;  
FIG. 4 is a front elevational view thereof;  
FIG. 5 is a right side elevational view thereof;  
FIG. 6 is a rear elevational view thereof; and,  
FIG. 7 is a bottom plan view thereof.

**1 Claim, 7 Drawing Sheets**



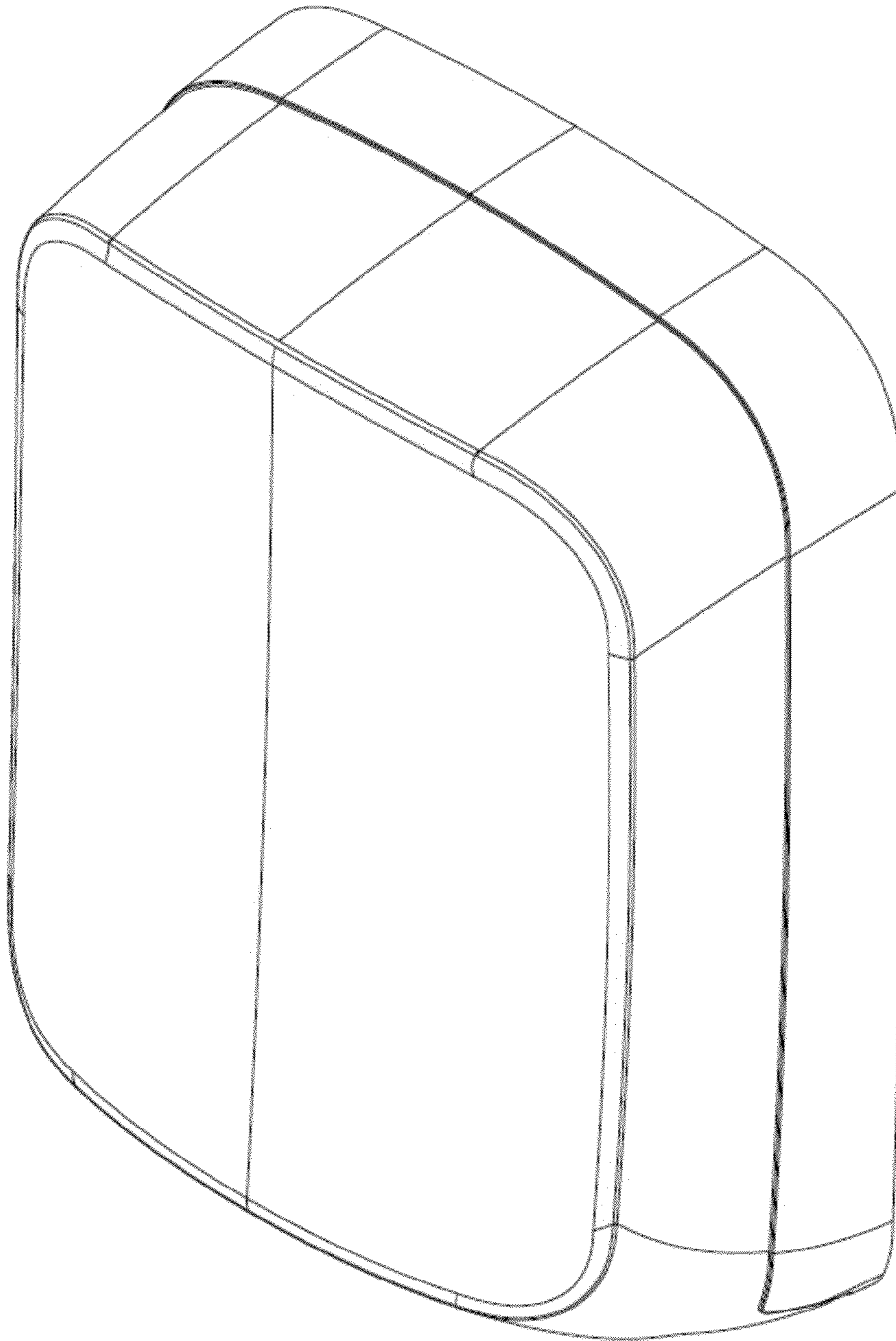


FIG. 1

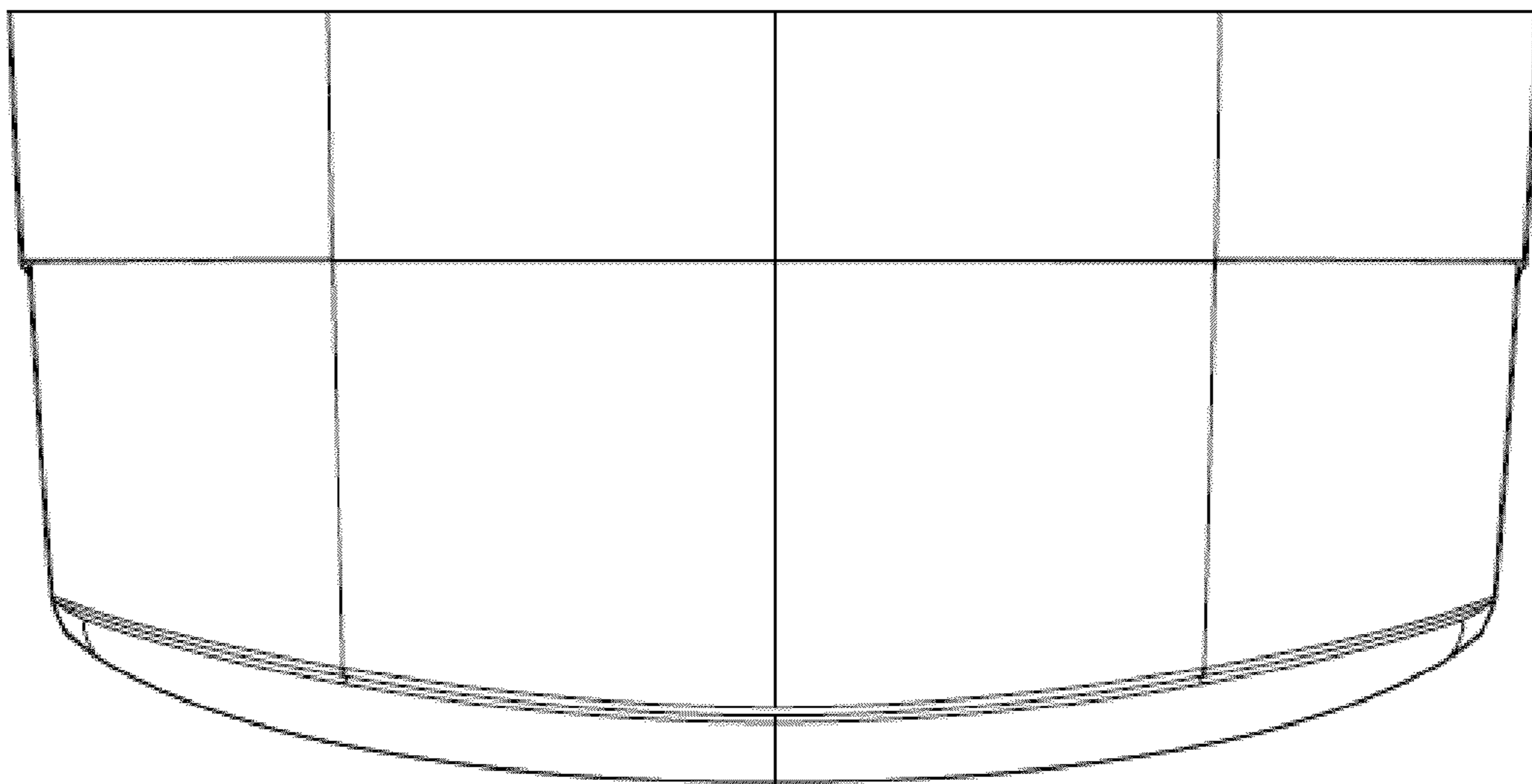


FIG. 2




FIG. 3



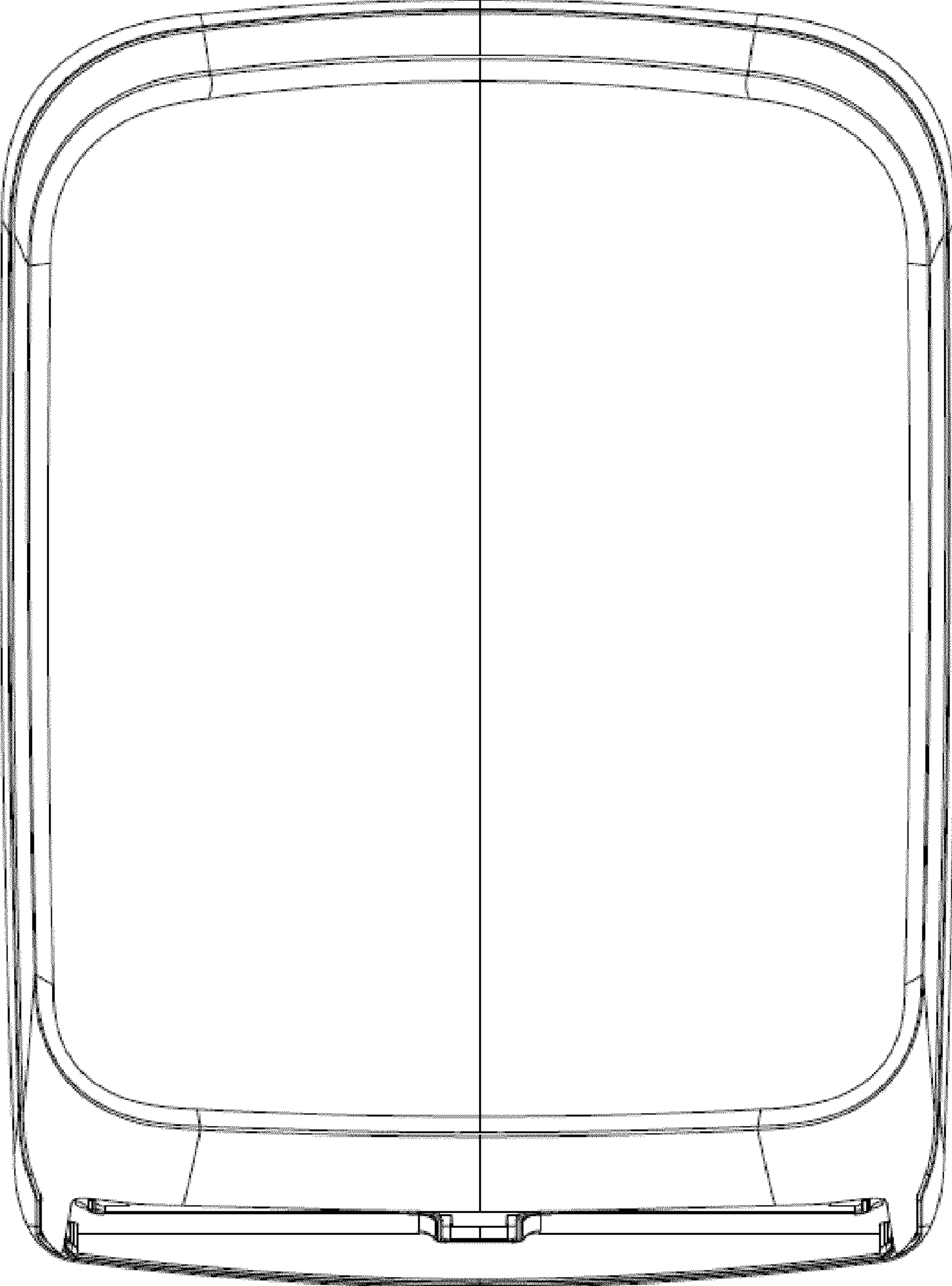


FIG. 4




FIG. 5




FIG. 6

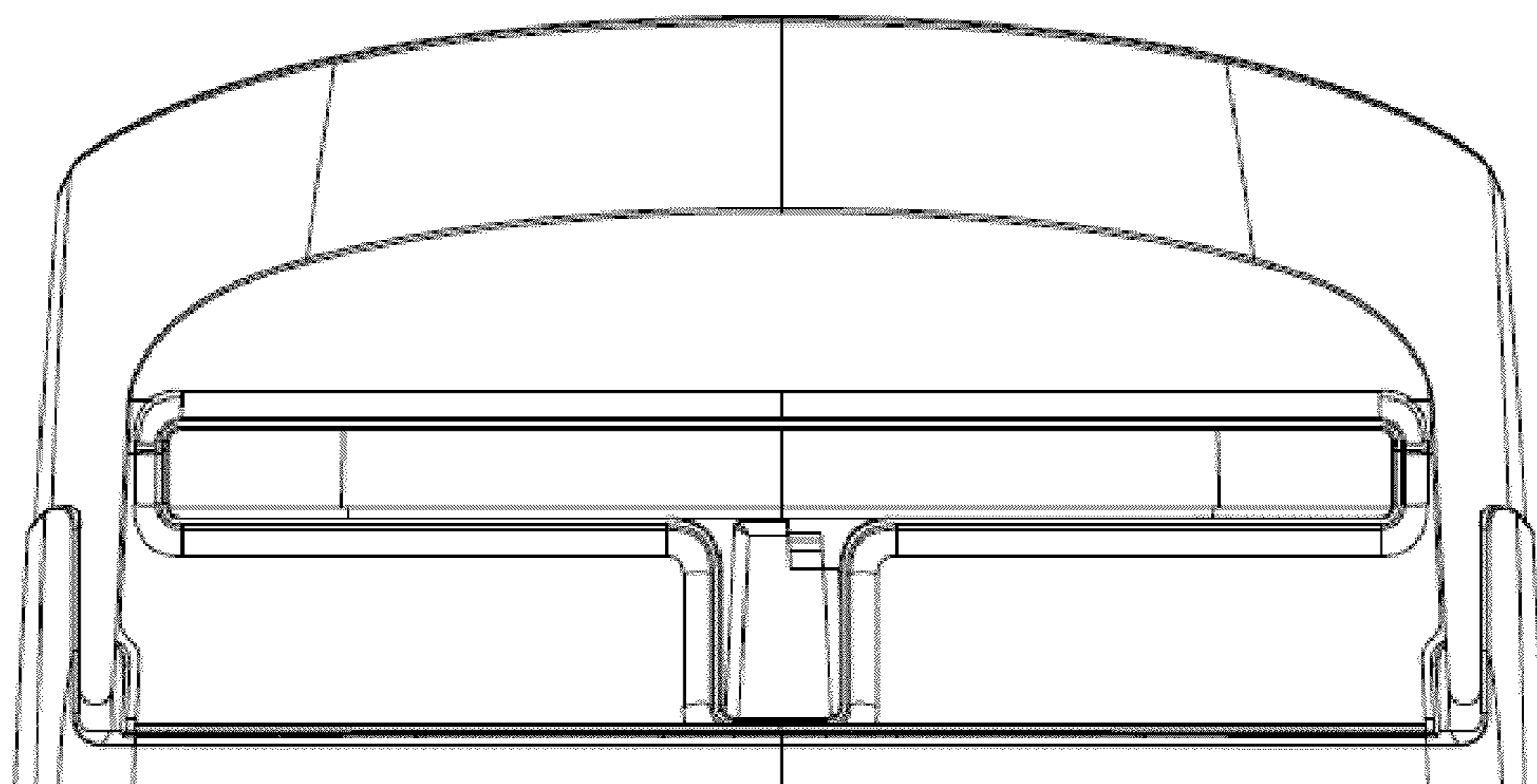


FIG. 7