



US00D740586S

(12) **United States Design Patent**
Tiet

(10) **Patent No.:** **US D740,586 S**
(45) **Date of Patent:** **** Oct. 13, 2015**

- (54) **CHAIR**
- (71) Applicant: **Kien C. Tiet**, City Of Industry, CA (US)
- (72) Inventor: **Kien C. Tiet**, City Of Industry, CA (US)
- (**) Term: **14 Years**
- (21) Appl. No.: **29/500,142**
- (22) Filed: **Aug. 21, 2014**
- (51) **LOC (10) Cl.** **06-01**
- (52) **U.S. Cl.**
USPC **D6/379**
- (58) **Field of Classification Search**
USPC D6/334-336, 369, 370, 376, 379, 380,
D6/716, 716.1, 716.2, 716.3, 716.4
CPC A47C 4/02; A47C 4/03; A47C 7/54;
A47C 7/16
See application file for complete search history.

D486,319 S *	2/2004	Stanton	D6/379
D487,642 S	3/2004	Lucci		
D490,994 S	6/2004	Schmitz		
D492,496 S	7/2004	Lucci		
D494,789 S	8/2004	Brown		
D495,905 S	9/2004	Lucci		
D497,729 S *	11/2004	Peitz et al.	D6/379
D507,423 S	7/2005	Beaulieu		
D513,134 S	12/2005	Asano		
D523,652 S	6/2006	Bell		
D532,212 S	11/2006	Bell		
D546,088 S *	7/2007	Kreiss	D6/379
D586,577 S	2/2009	Koh		
D590,620 S *	4/2009	Ziliani	D6/380
D593,337 S	6/2009	Su		
D594,669 S	6/2009	Asano		
D599,129 S	9/2009	Opsvik		
D600,936 S	9/2009	Koh		
D609,025 S	2/2010	Barry		
D613,084 S	4/2010	Wilkinson		
D614,417 S	4/2010	Domack		
D616,213 S	5/2010	Parker		
D618,006 S *	6/2010	Price et al.	D6/380
D618,469 S	6/2010	Romero		
D637,839 S	5/2011	Piretti		
D638,230 S	5/2011	Roy		

(Continued)

(56) **References Cited**

U.S. PATENT DOCUMENTS

D207,778 S	5/1967	Rogers		
D228,989 S *	11/1973	Furey	D6/380
D259,841 S *	7/1981	Mioni	D6/380
D323,249 S	1/1992	Schwartz		
D364,751 S *	12/1995	Keller	D6/379
D380,308 S *	7/1997	Diaz-Azcuy	D6/369
D380,310 S *	7/1997	Diaz-Azcuy	D6/369
D413,739 S	9/1999	Wilson		
D420,828 S	2/2000	Bertoni		
D457,008 S	5/2002	Grosfillex		
D457,344 S	5/2002	Grosfillex		
D461,322 S	8/2002	Holbrook		
D462,535 S	9/2002	Lucci		
D467,445 S	12/2002	Saffell		
D469,619 S	2/2003	Stewart		
D471,370 S	3/2003	Schmitz		
D475,211 S	6/2003	Neil		
D477,925 S	8/2003	Lucci		
D482,206 S	11/2003	Ciabatti		

Primary Examiner — Mimosa De

(74) *Attorney, Agent, or Firm* — Michael N. Cohen; Cohen IP Law Group PC

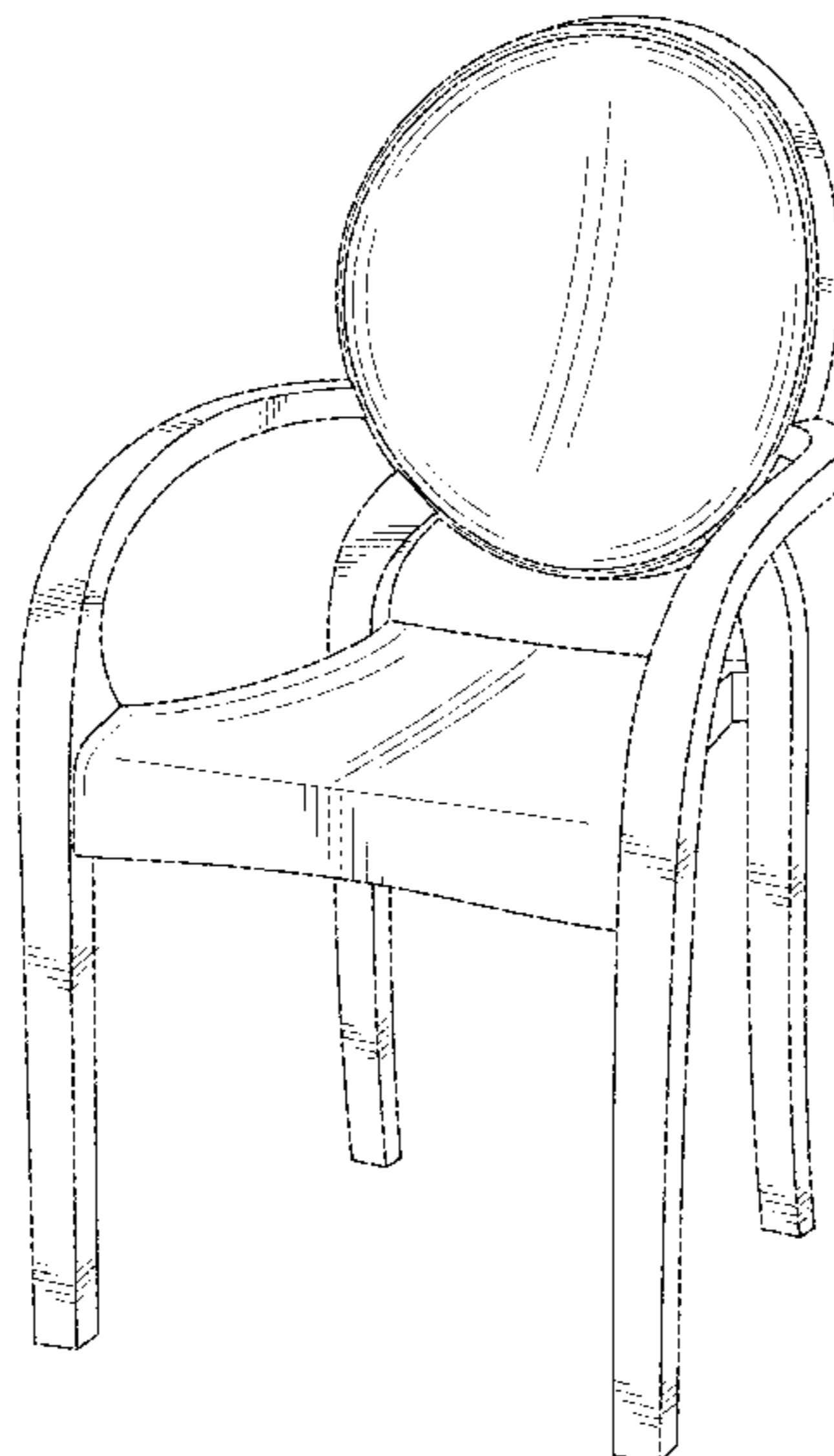
(57) **CLAIM**

I claim the ornamental design for the chair, as shown and described.

DESCRIPTION

FIG. 1 is a perspective view of the chair;
FIG. 2 is a front view of FIG. 1;
FIG. 3 is a back view of FIG. 1;
FIG. 4 is a top view of FIG. 1;
FIG. 5 is a bottom view of FIG. 1; and,
FIG. 6 is a side view of FIG. 1.

1 Claim, 6 Drawing Sheets



(56)

References Cited

U.S. PATENT DOCUMENTS

D638,232 S 5/2011 Roy
D638,641 S 5/2011 Piretti
D642,819 S 8/2011 Piretti
D643,225 S 8/2011 Hurford
D643,653 S 8/2011 Piretti
D648,561 S 11/2011 Johansson
D648,564 S 11/2011 Johansson
D649,804 S 12/2011 Keller
D651,019 S * 12/2011 Ciani et al. D6/380
D664,785 S 8/2012 Fletcher
D664,786 S 8/2012 Keller

D667,233 S 9/2012 Shokouhi
D668,883 S 10/2012 Koh
D673,395 S 1/2013 Piretti
D680,770 S 4/2013 Hori
D686,032 S 7/2013 Glass
D686,832 S 7/2013 Hori
D686,833 S 7/2013 Chan
D687,237 S 8/2013 Pedersen
D687,642 S 8/2013 Hsuan-Chin
D689,297 S 9/2013 Su
D689,709 S 9/2013 Shokouhi
D689,710 S 9/2013 Shokouhi
D696,037 S 12/2013 Shokouhi

* cited by examiner

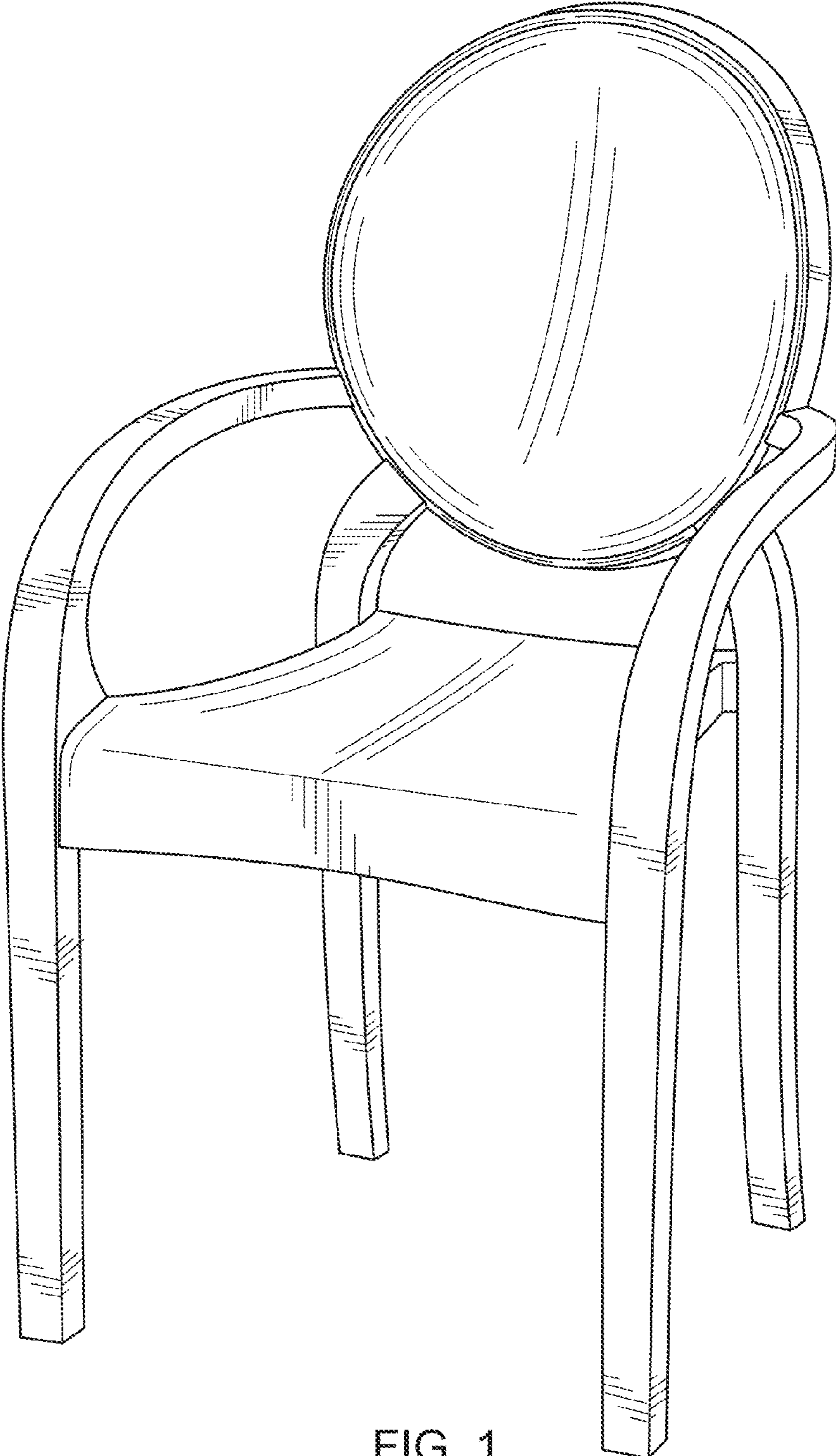


FIG. 1

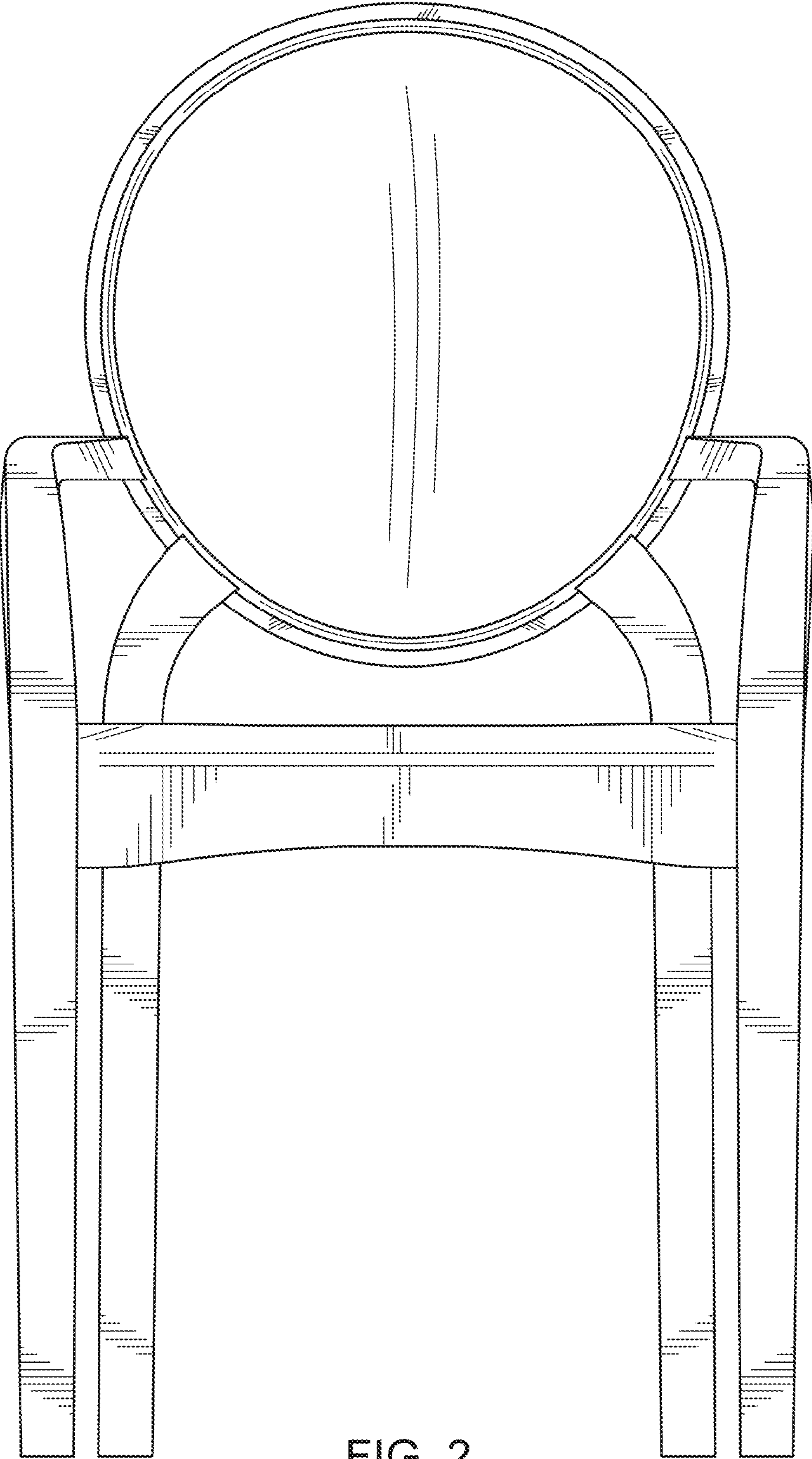


FIG. 2

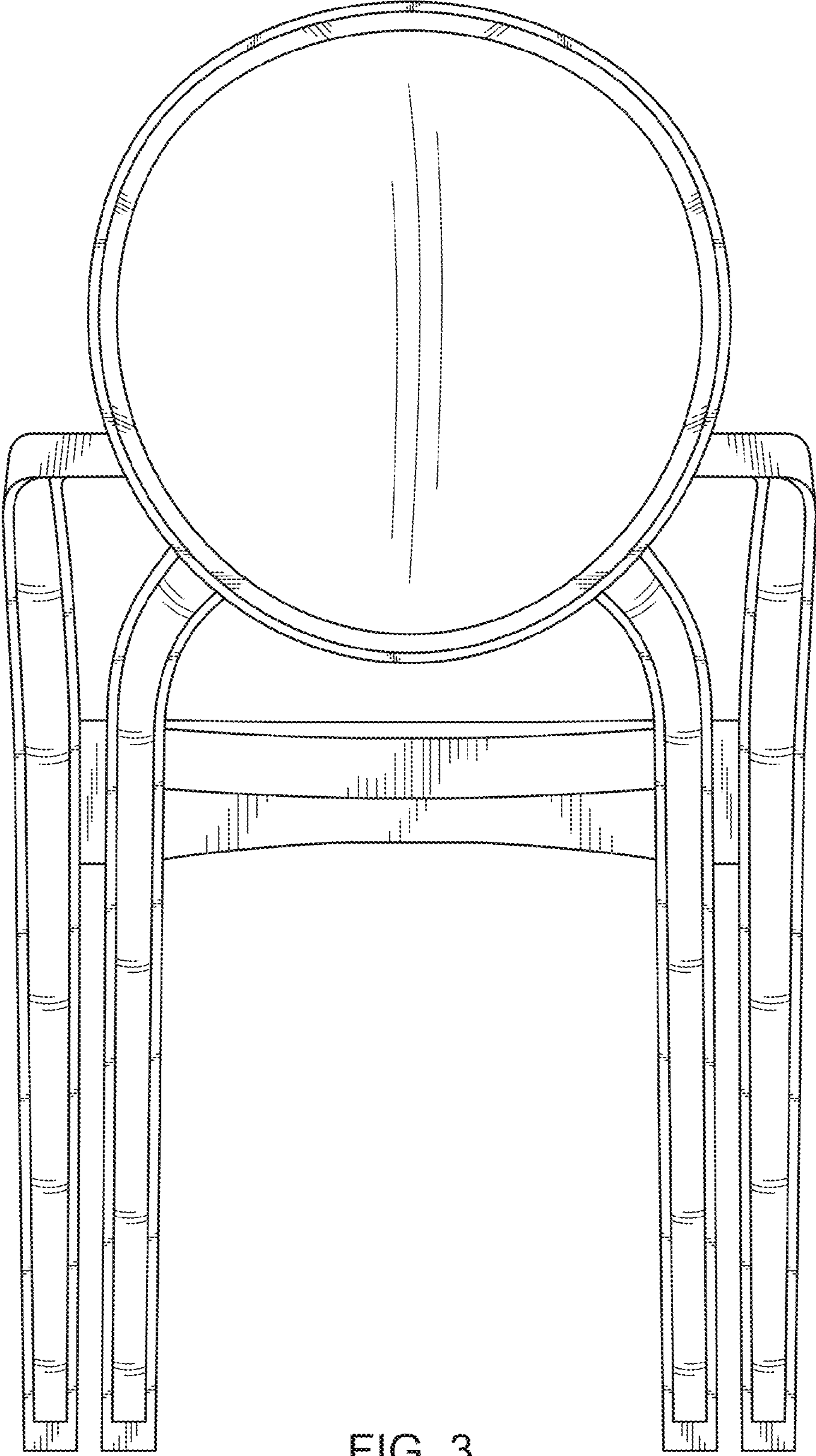


FIG. 3

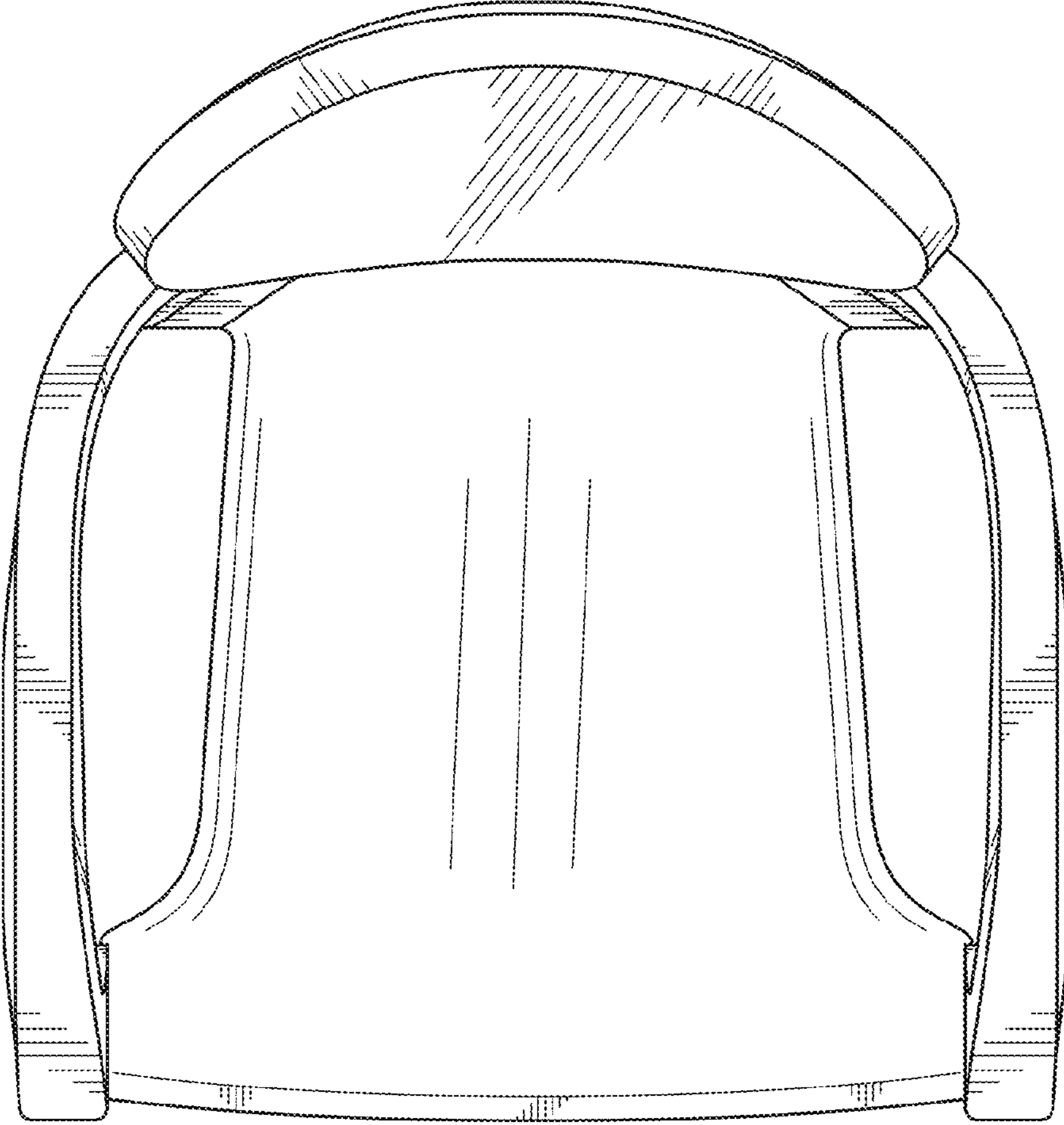


FIG. 4

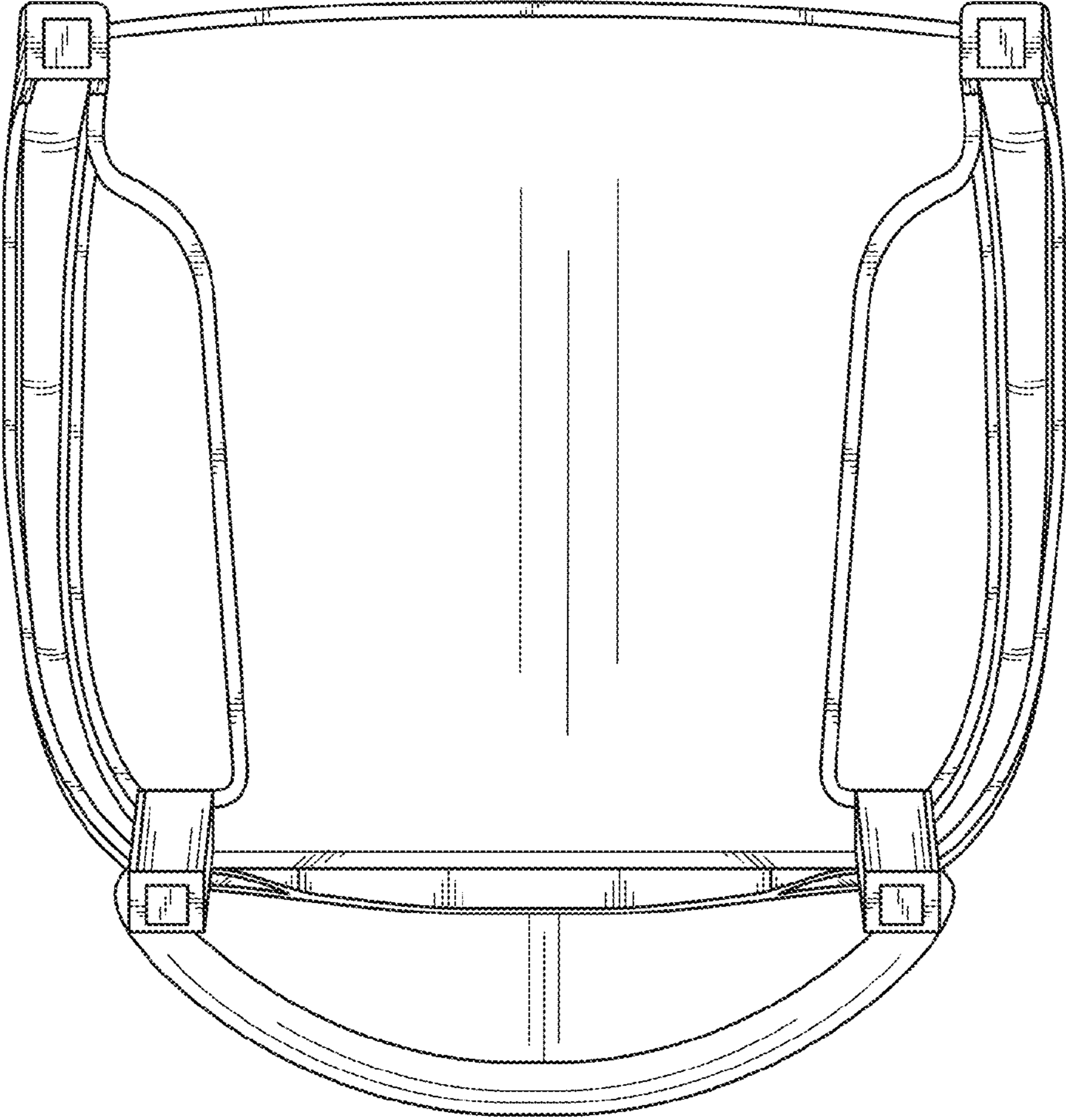


FIG. 5

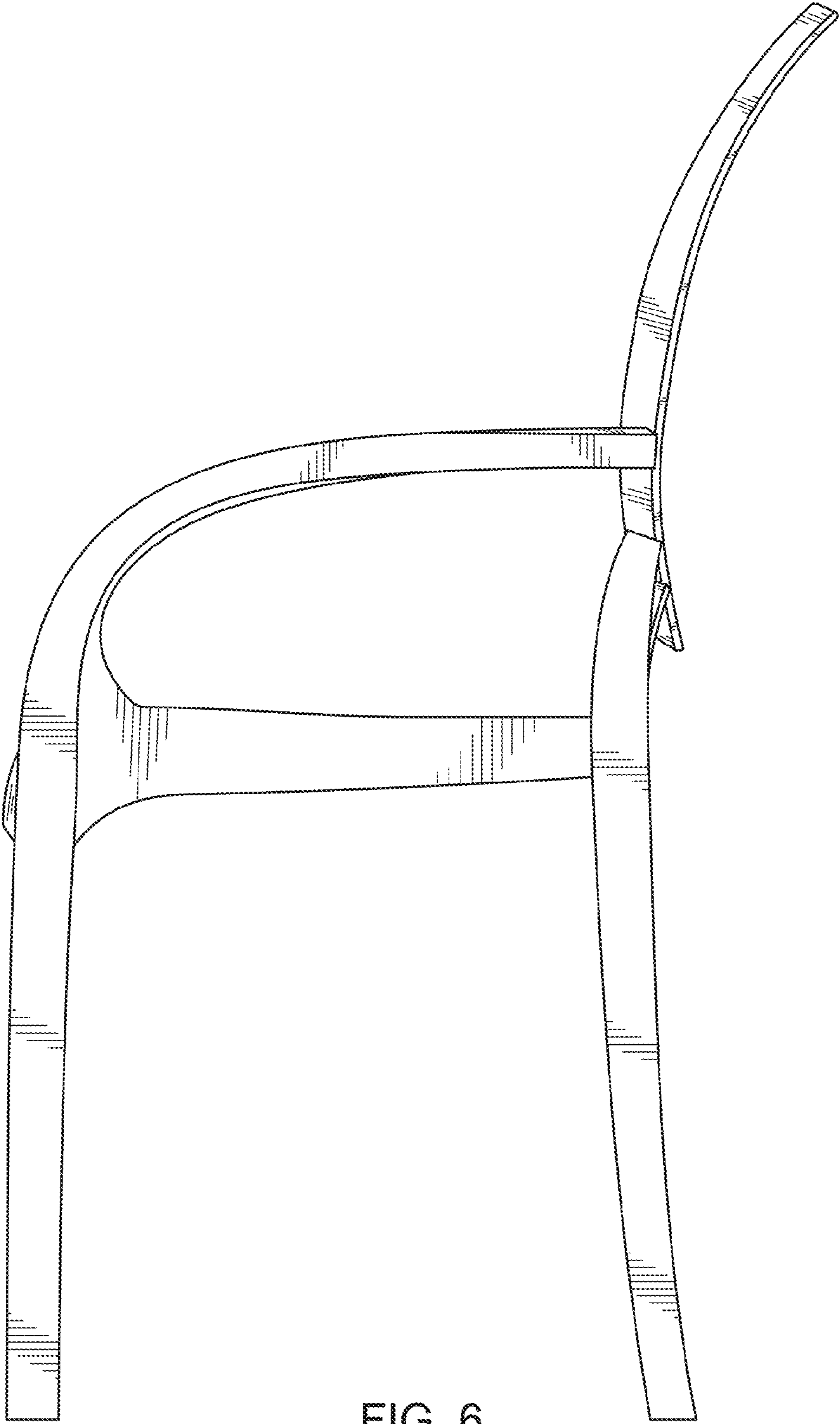


FIG. 6