

US00D740584S

(12) **United States Design Patent**
Tiet

(10) **Patent No.:** **US D740,584 S**
(45) **Date of Patent:** **** Oct. 13, 2015**

- (54) **CHAIR**
- (71) Applicant: **Kien C. Tiet**, City of Industry, CA (US)
- (72) Inventor: **Kien C. Tiet**, City of Industry, CA (US)
- (**) Term: **14 Years**
- (21) Appl. No.: **29/500,137**
- (22) Filed: **Aug. 21, 2014**
- (51) **LOC (10) Cl.** **06-01**
- (52) **U.S. Cl.**
USPC **D6/375**
- (58) **Field of Classification Search**
USPC D6/334–336, 371, 372, 373, 374, 375,
D6/379, 380, 716, 716.1, 716.2, 716.3,
D6/716.4
CPC A47C 3/04; A47C 4/02; A47C 4/03;
A47C 5/12; A47C 3/12; B60N 2/686
See application file for complete search history.

- D490,994 S 6/2004 Schmitz
- D492,131 S * 6/2004 Starck D6/375
- D492,496 S 7/2004 Lucci
- D494,789 S 8/2004 Brown
- D495,905 S 9/2004 Lucci
- D507,423 S 7/2005 Beaulieu
- D513,134 S 12/2005 Asano
- D523,652 S 6/2006 Bell
- D532,212 S 11/2006 Bell
- D555,379 S * 11/2007 Ziliani D6/375
- D586,577 S 2/2009 Koh
- D593,337 S 6/2009 Su
- D594,669 S 6/2009 Asano
- D599,129 S 9/2009 Opsvik
- D600,936 S 9/2009 Koh
- 7,600,820 B2 * 10/2009 Bouche et al. A47C 5/12
- D609,025 S 2/2010 Barry
- 7,681,956 B2 * 3/2010 Huang A47C 4/03
- D613,084 S 4/2010 Wilkinson
- D614,417 S 4/2010 Domack
- D616,213 S 5/2010 Parker
- D618,469 S 6/2010 Romero
- D637,839 S 5/2011 Piretti
- D638,230 S 5/2011 Roy
- D638,232 S 5/2011 Roy

(Continued)

(56) **References Cited**

U.S. PATENT DOCUMENTS

- 3,264,034 A * 8/1966 Lawson A47C 3/12
- D207,778 S 5/1967 Rogers
- D323,249 S 1/1992 Schwartz
- D390,026 S * 2/1998 Biecher D6/375
- D413,739 S 9/1999 Wilson
- D420,828 S 2/2000 Bertoni
- D426,972 S * 6/2000 Bellini D6/375
- D457,008 S 5/2002 Grosfillex
- D457,344 S 5/2002 Grosfillex
- D461,322 S 8/2002 Holbrook
- D462,535 S 9/2002 Lucci
- D467,445 S 12/2002 Saffell
- D469,619 S 2/2003 Stewart
- D471,370 S 3/2003 Schmitz
- D475,211 S 6/2003 Neil
- D477,925 S 8/2003 Lucci
- D482,206 S 11/2003 Ciabatti
- D487,642 S 3/2004 Lucci

Primary Examiner — Mimosa De

(74) *Attorney, Agent, or Firm* — Michael N. Cohen; Cohen IP Law Group PC


(57) **CLAIM**

I claim the ornamental design for the chair, as shown and described.

DESCRIPTION

FIG. 1 is a perspective view of the chair;
FIG. 2 is a front view of FIG. 1;
FIG. 3 is a back view of FIG. 1;
FIG. 4 is a top view of FIG. 1;
FIG. 5 is a bottom view of FIG. 1; and,
FIG. 6 is a side view of FIG. 1.

1 Claim, 6 Drawing Sheets



(56)

References Cited

U.S. PATENT DOCUMENTS

D638,641 S	5/2011	Piretti	
D642,819 S	8/2011	Piretti	
D643,225 S	8/2011	Hurford	
D643,653 S	8/2011	Piretti	
D645,272 S *	9/2011	Lissoni	D6/376
D648,143 S *	11/2011	Lambert et al.	D6/334
D648,561 S	11/2011	Johansson	
D648,564 S	11/2011	Johansson	
D649,804 S	12/2011	Keller	
D664,785 S	8/2012	Fletcher	
D664,786 S	8/2012	Keller	
D667,233 S	9/2012	Shokouhi	
D668,883 S	10/2012	Koh	
D673,395 S	1/2013	Piretti	
D680,770 S	4/2013	Hori	
D686,032 S	7/2013	Glass	
D686,832 S	7/2013	Hori	
D686,833 S	7/2013	Chan	
D687,237 S	8/2013	Pedersen	
D687,642 S	8/2013	Hsuan-Chin	
D689,296 S *	9/2013	Starck	D6/375
D689,297 S	9/2013	Su	
D689,709 S	9/2013	Shokouhi	
D689,710 S	9/2013	Shokouhi	
D694,543 S *	12/2013	Chipman	D6/375
D696,037 S	12/2013	Shokouhi	
8,857,912 B2 *	10/2014	Feltrin	A47C 4/02
D729,538 S *	5/2015	Kotilainen	D6/375

* cited by examiner

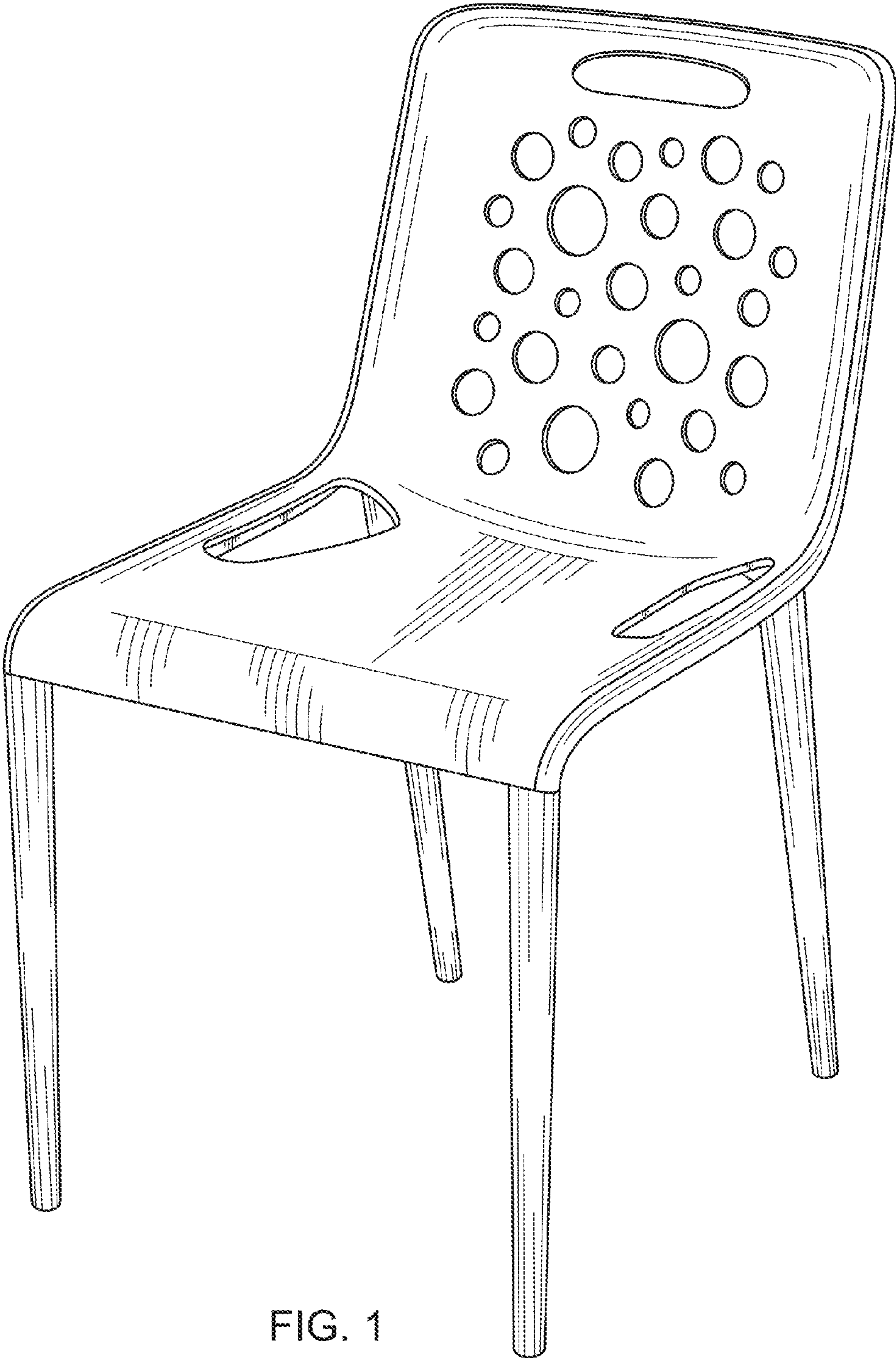


FIG. 1




FIG. 2




FIG. 3

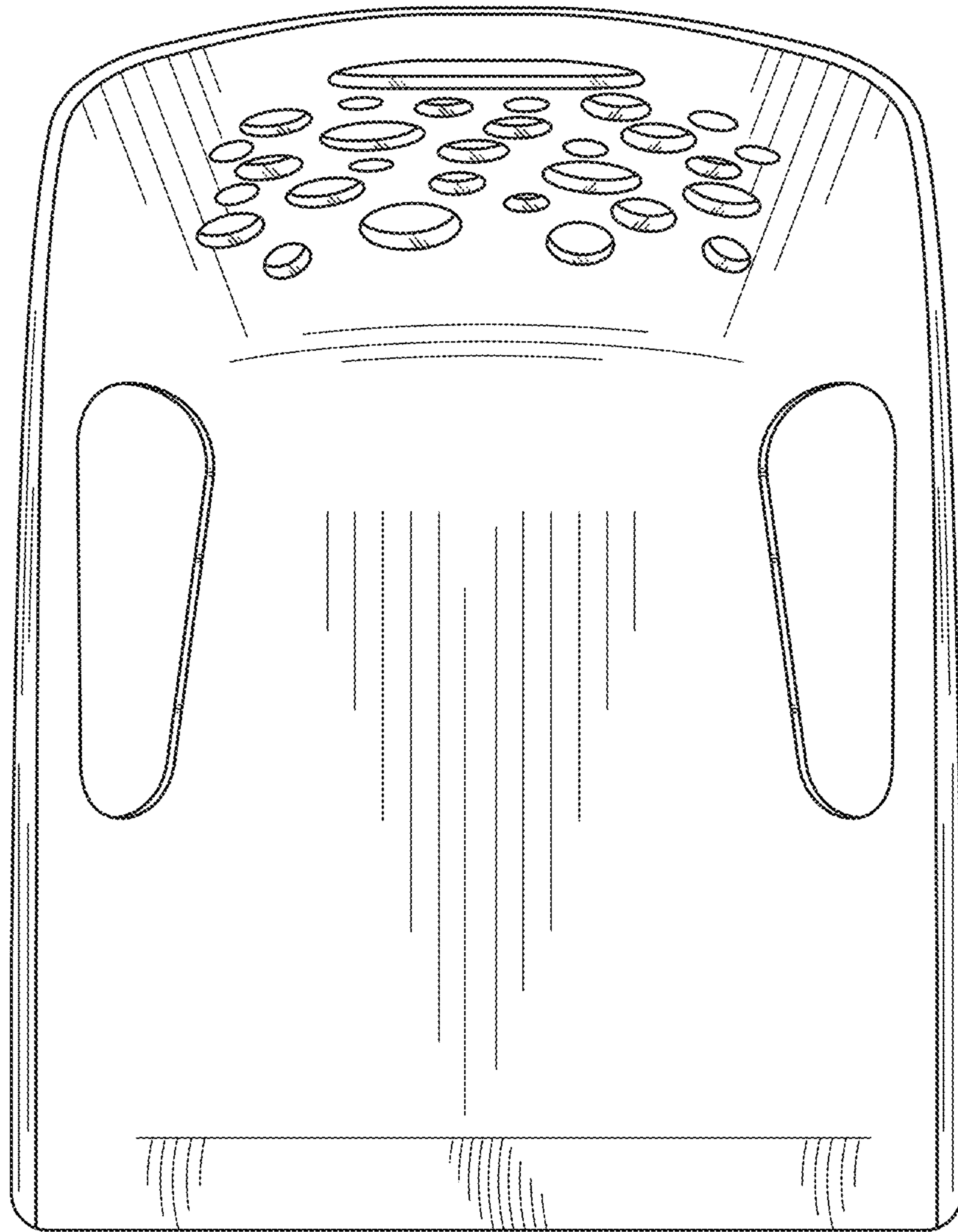


FIG. 4




FIG. 5

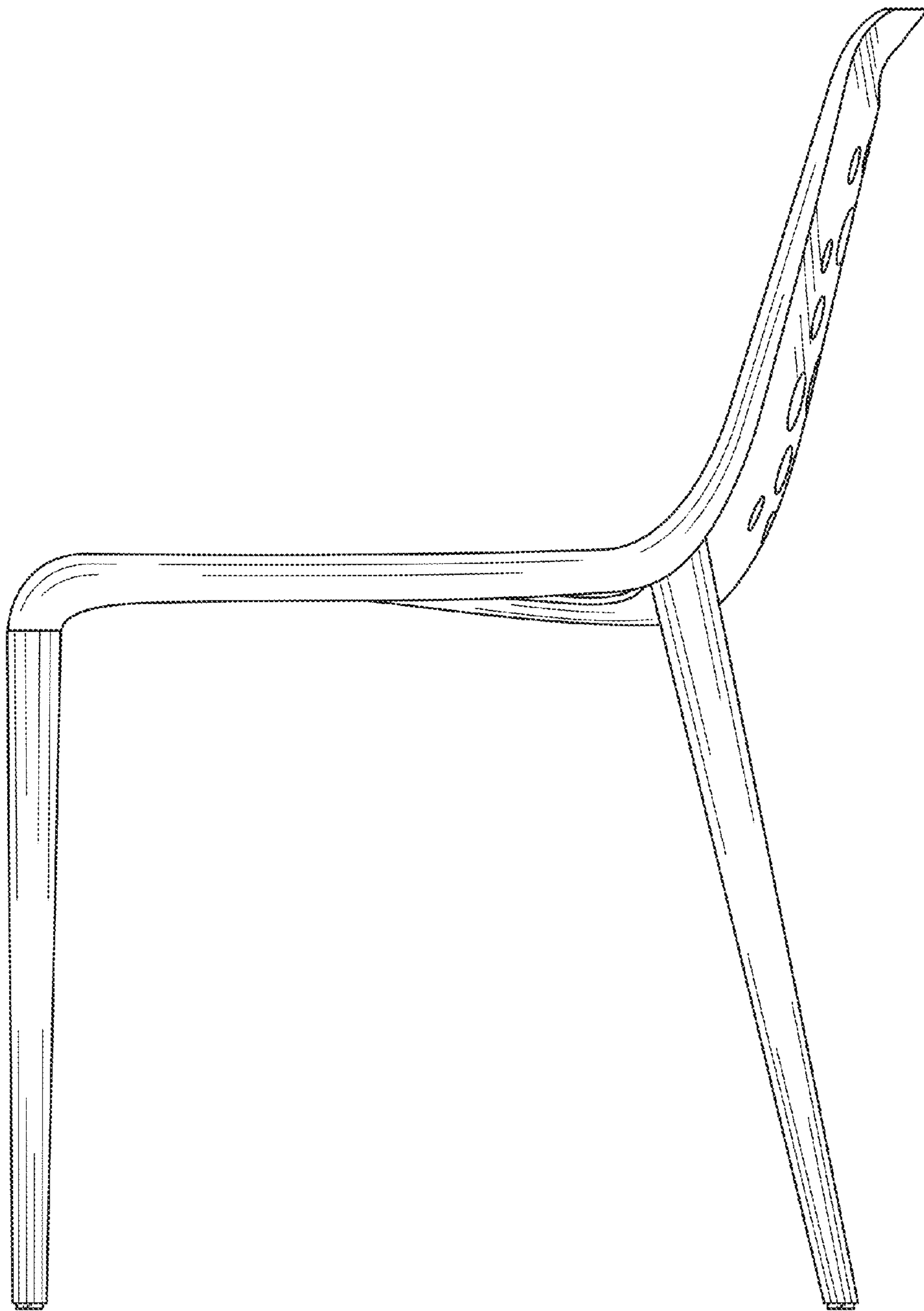


FIG. 6