



US00D740580S

(12) **United States Design Patent**
Andrade

(10) **Patent No.:** **US D740,580 S**

(45) **Date of Patent:** **** Oct. 13, 2015**

- (54) **CHAIR**
- (71) Applicant: **Jose Bernardo Andrade**, Richmond Hill (CA)
- (72) Inventor: **Jose Bernardo Andrade**, Richmond Hill (CA)
- (73) Assignee: **Jose Bernardo Andrade**, Richmond Hill (CA)
- (**) Term: **14 Years**

4,909,573 A *	3/1990	Barry et al.	297/452.17
D310,314 S	9/1990	Caron	
D322,723 S *	12/1991	Barry et al.	D6/359
D327,583 S *	7/1992	Dettinger	D6/334
D332,183 S *	1/1993	White	D6/369
D336,165 S *	6/1993	Tihany	D6/334
D356,449 S *	3/1995	Frye	D6/359
D365,958 S	1/1996	Bolewski	
5,509,720 A	4/1996	Croom	
5,700,053 A	12/1997	Downing	
5,707,107 A	1/1998	Melone	
D395,958 S *	7/1998	Hutton	D6/334
D396,983 S	8/1998	Taylor	
5,941,599 A *	8/1999	Roberts	297/115

(Continued)

- (21) Appl. No.: **29/469,619**
- (22) Filed: **Oct. 11, 2013**

Primary Examiner — Sandra Snapp
(74) *Attorney, Agent, or Firm* — Perry + Currier Inc.

Related U.S. Application Data

- (63) Continuation-in-part of application No. 13/790,958, filed on Mar. 8, 2013.
- (51) **LOC (10) Cl.** **06-01**
- (52) **U.S. Cl.**
USPC **D6/359**
- (58) **Field of Classification Search**
USPC D6/334–338, 349, 355, 361, 368–370, D6/376, 379–381, 716, 716.1, 716.2, 340, D6/354, 359; 297/16.1, 42, 94, 135, 175, 297/232, 233, 350, 351, 445.1, 448.1, 297/448.2, 451.9; 5/12.1, 12.2
CPC A47C 5/12; A47C 5/125; A47D 1/00
See application file for complete search history.

(57) **CLAIM**

What is claimed is the ornamental design for a chair, as shown and described.

DESCRIPTION

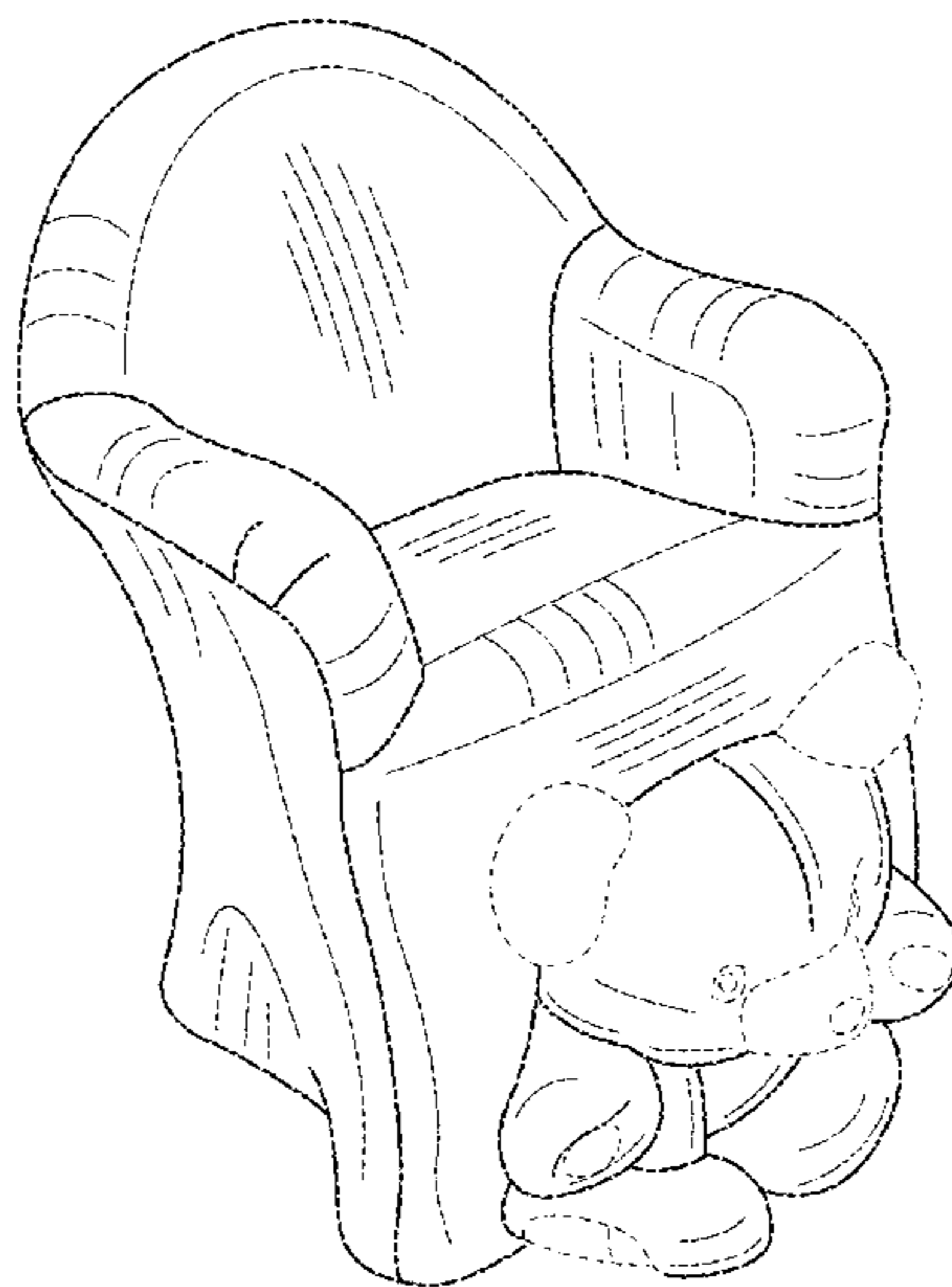
FIG. 1 is a front perspective view of a chair according to an embodiment.
 FIG. 2 is a rear perspective view of the chair according to the embodiment.
 FIG. 3 is a right side view of the chair according to the embodiment.
 FIG. 4 is a front view of the chair according to the embodiment.
 FIG. 5 is a rear view of the chair according to the embodiment.
 FIG. 6 is a left side view of the chair according to the embodiment.
 FIG. 7 is a top view of the chair according to the embodiment; and,
 FIG. 8 is a bottom view of the chair according to the embodiment.
 The broken lines shown in the drawings are for illustrative purposes only and form no part of the claimed design.

(56) **References Cited**

U.S. PATENT DOCUMENTS

D193,056 S *	6/1962	Hunter	D6/345
D227,425 S *	6/1973	Ando	D6/359
D234,330 S *	2/1975	Rocchia	D6/369
4,586,747 A *	5/1986	Taylor	297/256.11
D284,812 S *	7/1986	Culler	D6/371
4,694,511 A	9/1987	Estes et al.	

1 Claim, 4 Drawing Sheets



(56)

References Cited

U.S. PATENT DOCUMENTS

6,126,240	A *	10/2000	Tse	297/461	6,948,771	B1	9/2005	Salandy	
D434,233	S *	11/2000	Frankel et al.	D6/334	7,168,760	B2	1/2007	Kenny	
D458,073	S	6/2002	Spitzer		D559,576	S *	1/2008	Bauchet	D6/381
D458,315	S *	6/2002	Schofield et al.	D21/521	7,340,813	B2	3/2008	Hampton et al.	
D462,752	S *	9/2002	Prishoff	D23/297	7,743,442	B2 *	6/2010	Maloney et al.	5/655
6,494,532	B1 *	12/2002	Brosnan et al.	297/181	D628,399	S *	12/2010	Gauthier	D6/334
6,540,302	B1	4/2003	Crocker et al.		D636,213	S *	4/2011	Carter	D6/611
D486,000	S *	2/2004	Bourget	D6/359	D638,229	S *	5/2011	Lewis	D6/334
D508,786	S *	8/2005	Natuzzi	D6/364	D643,224	S *	8/2011	Sofield	D6/334
					D655,927	S *	3/2012	Orlandini et al.	D6/334
					D655,966	S	3/2012	Roychoudhury	
					D699,984	S *	2/2014	Krankkala et al.	D6/611

* cited by examiner

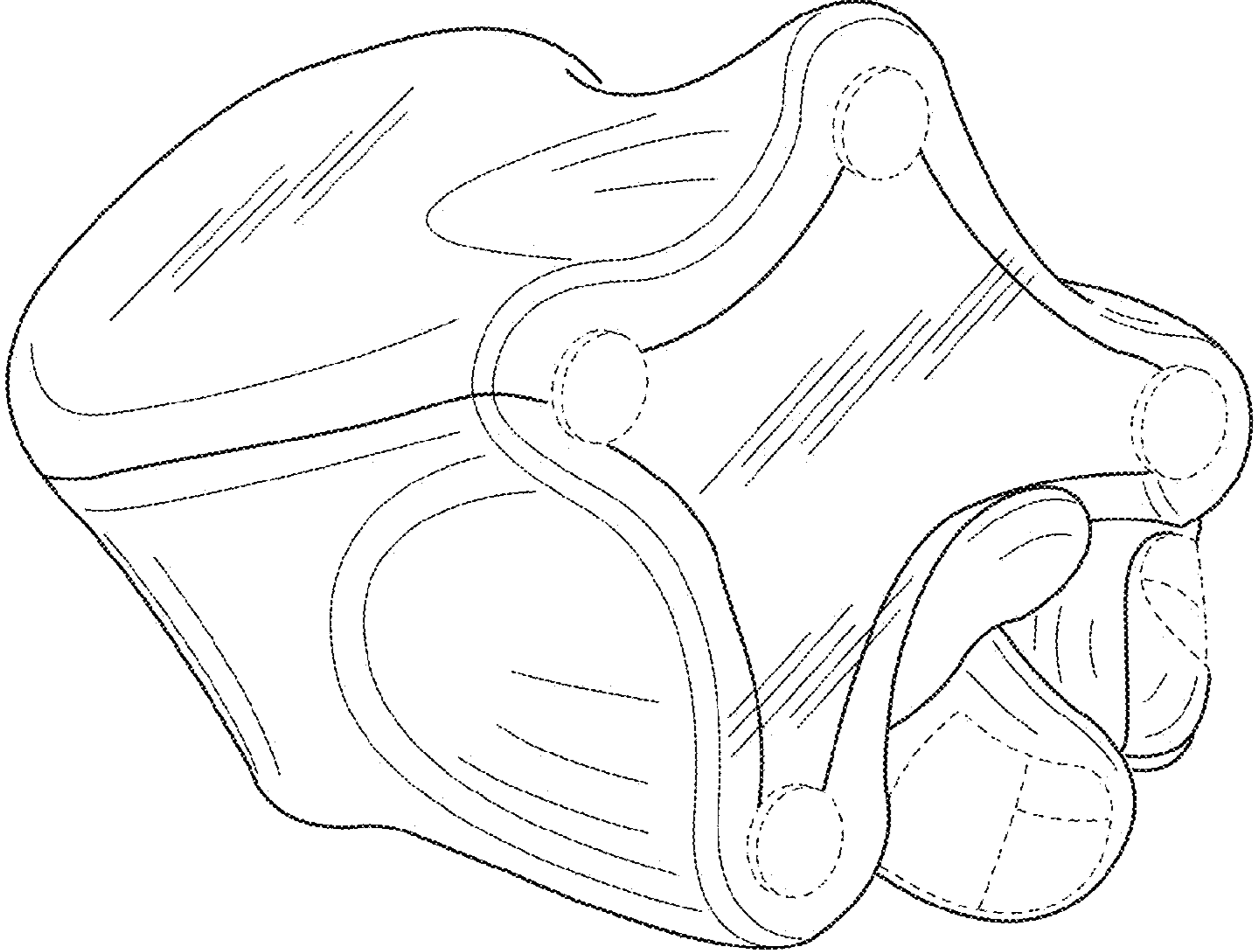


FIG. 2

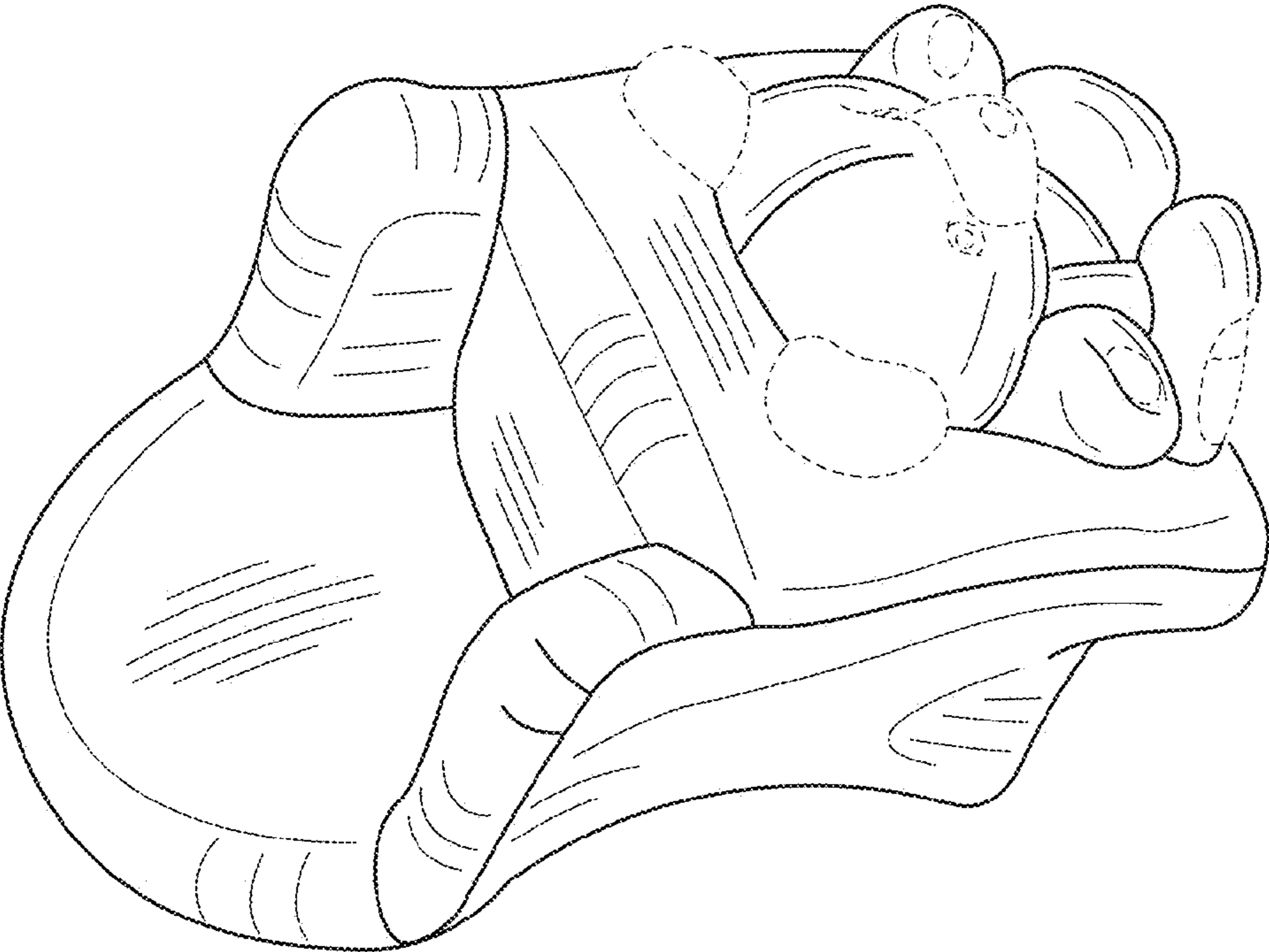


FIG. 1

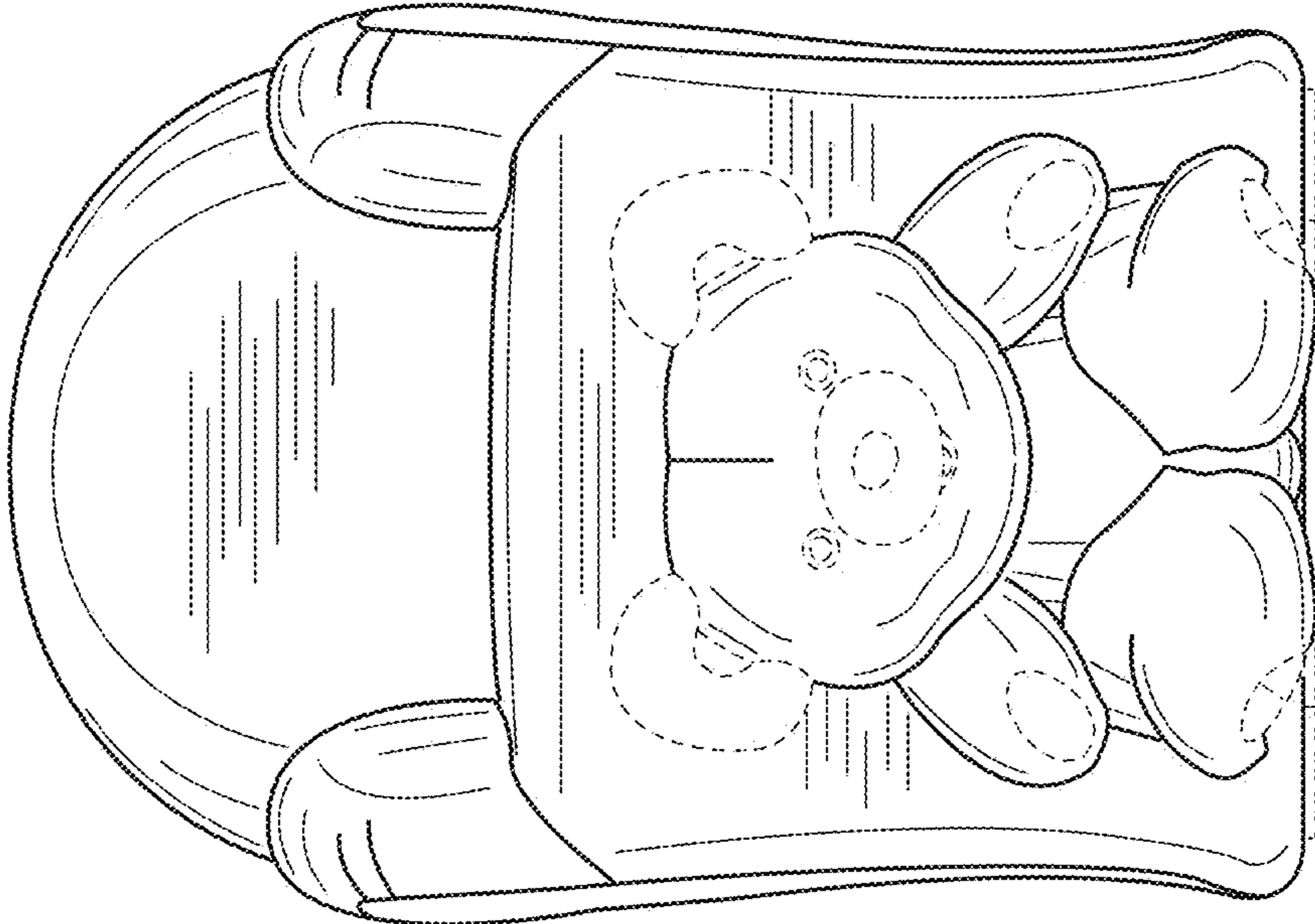


FIG. 4

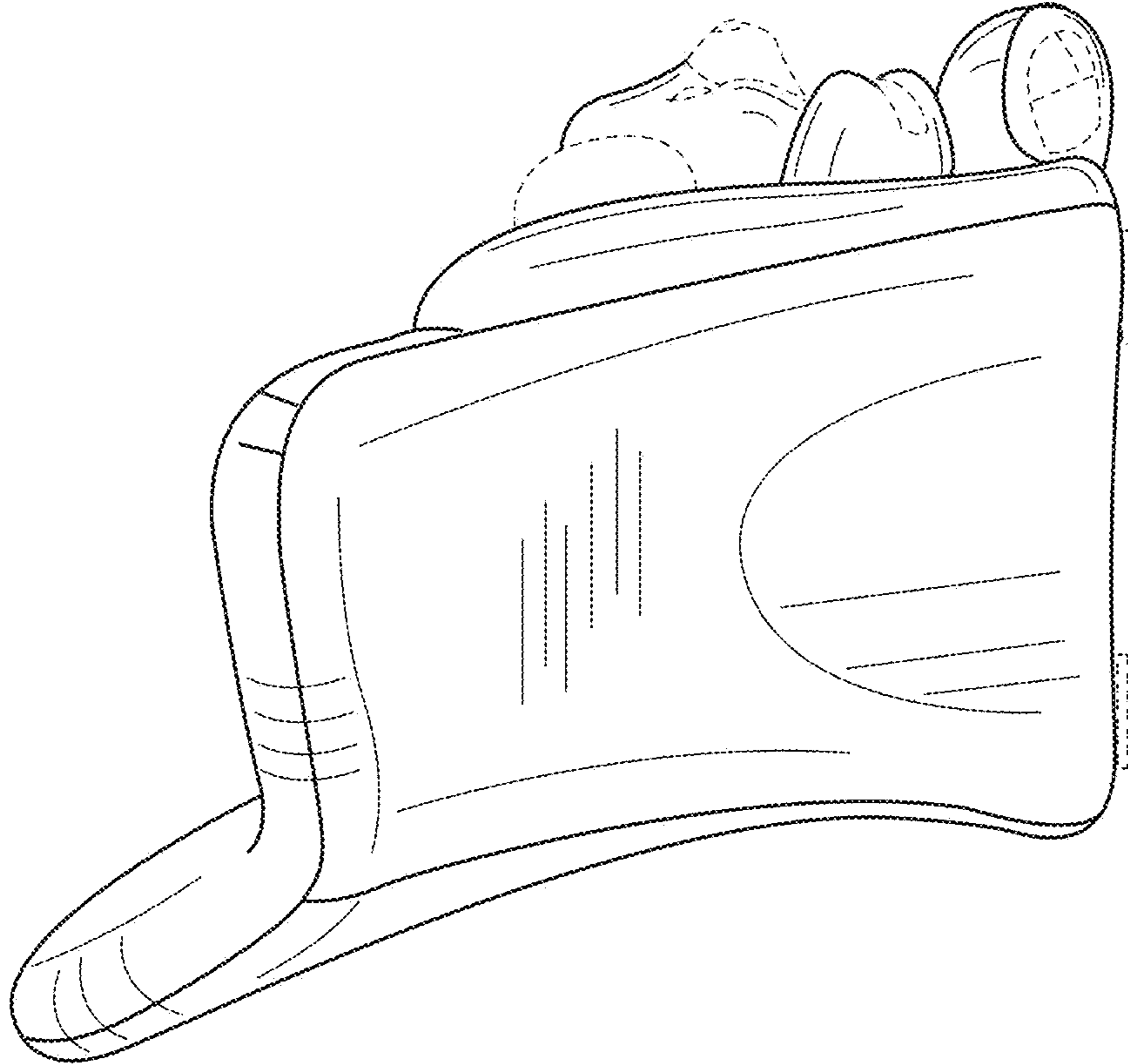


FIG. 3

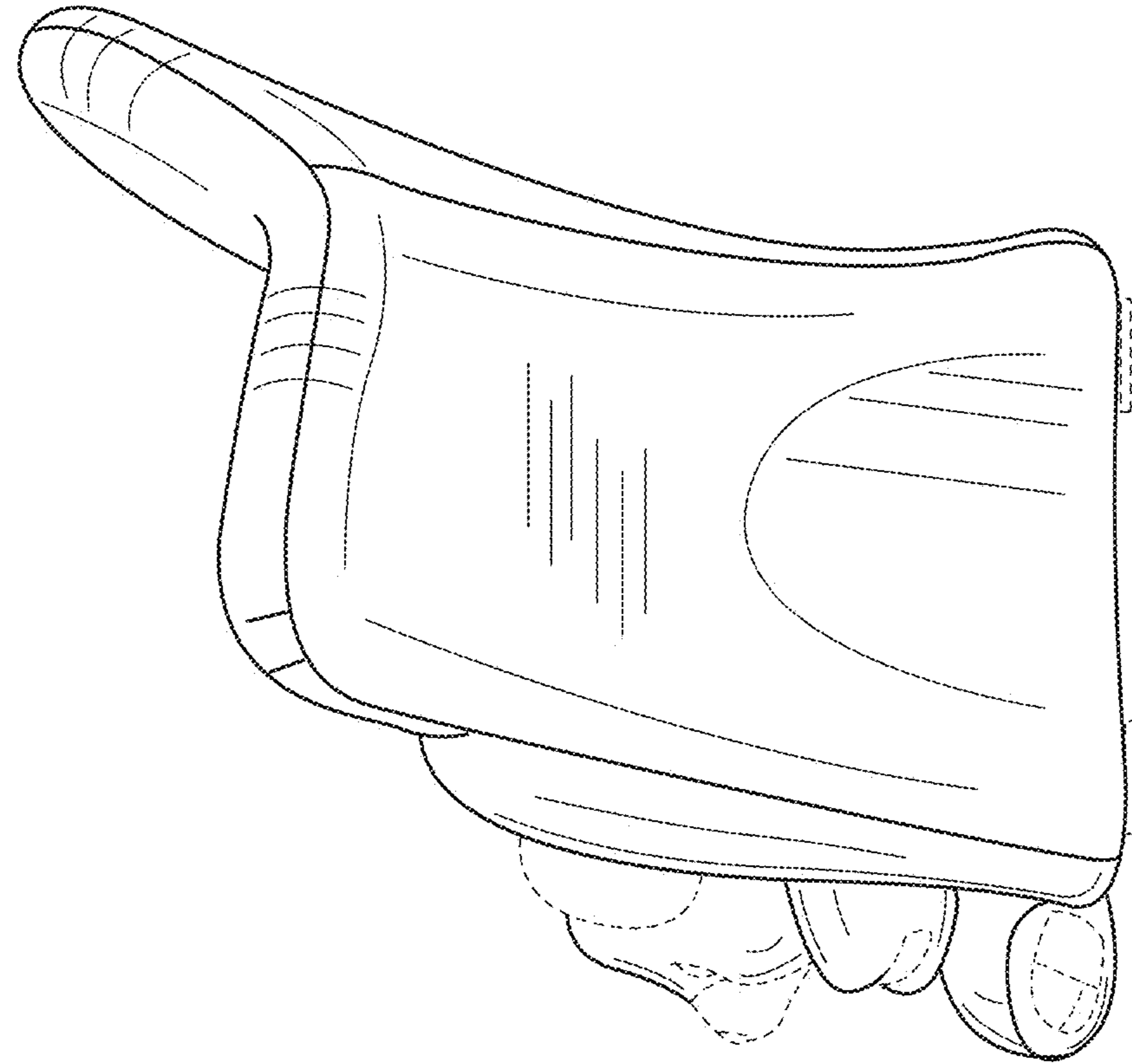


FIG. 5

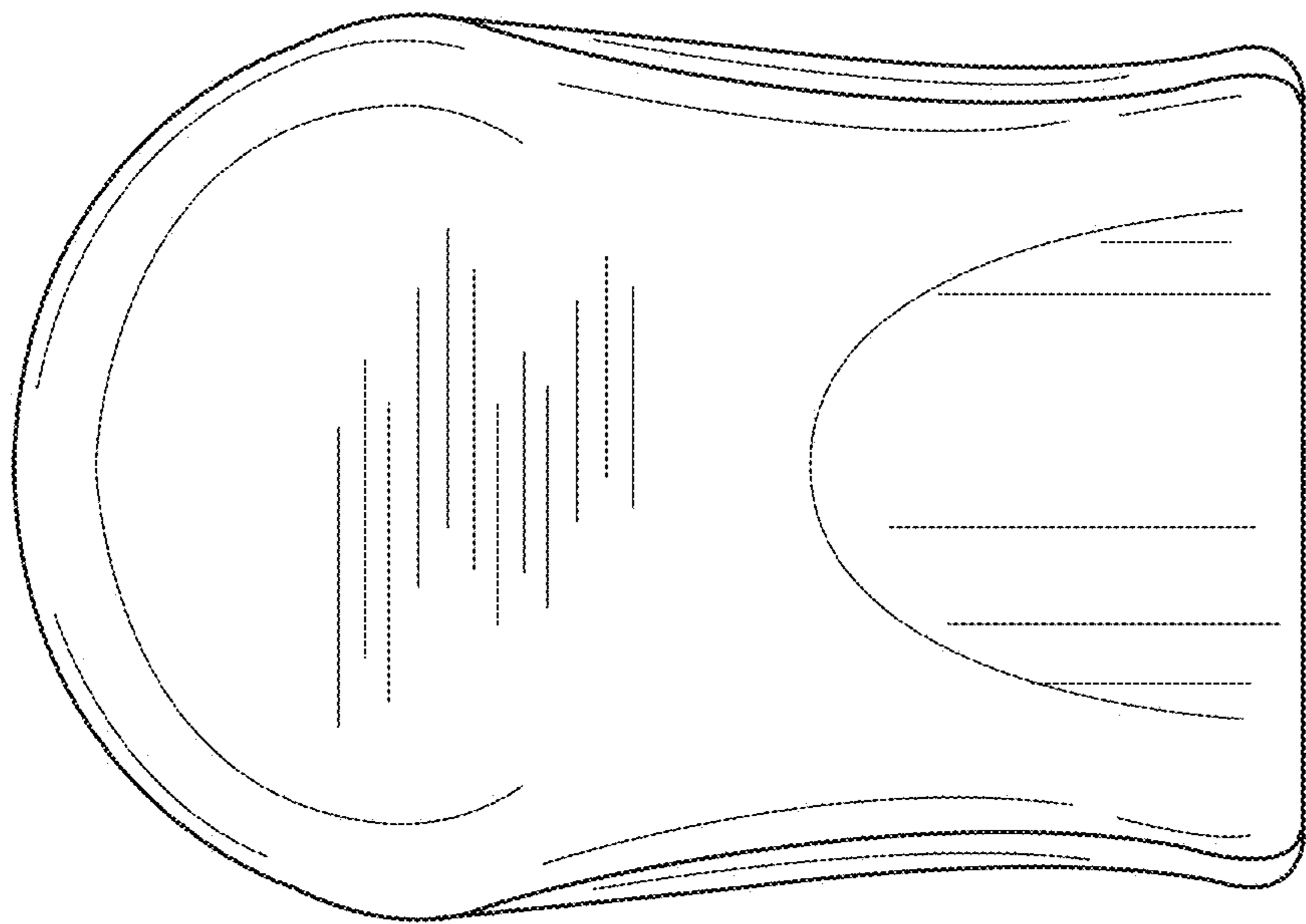


FIG. 6

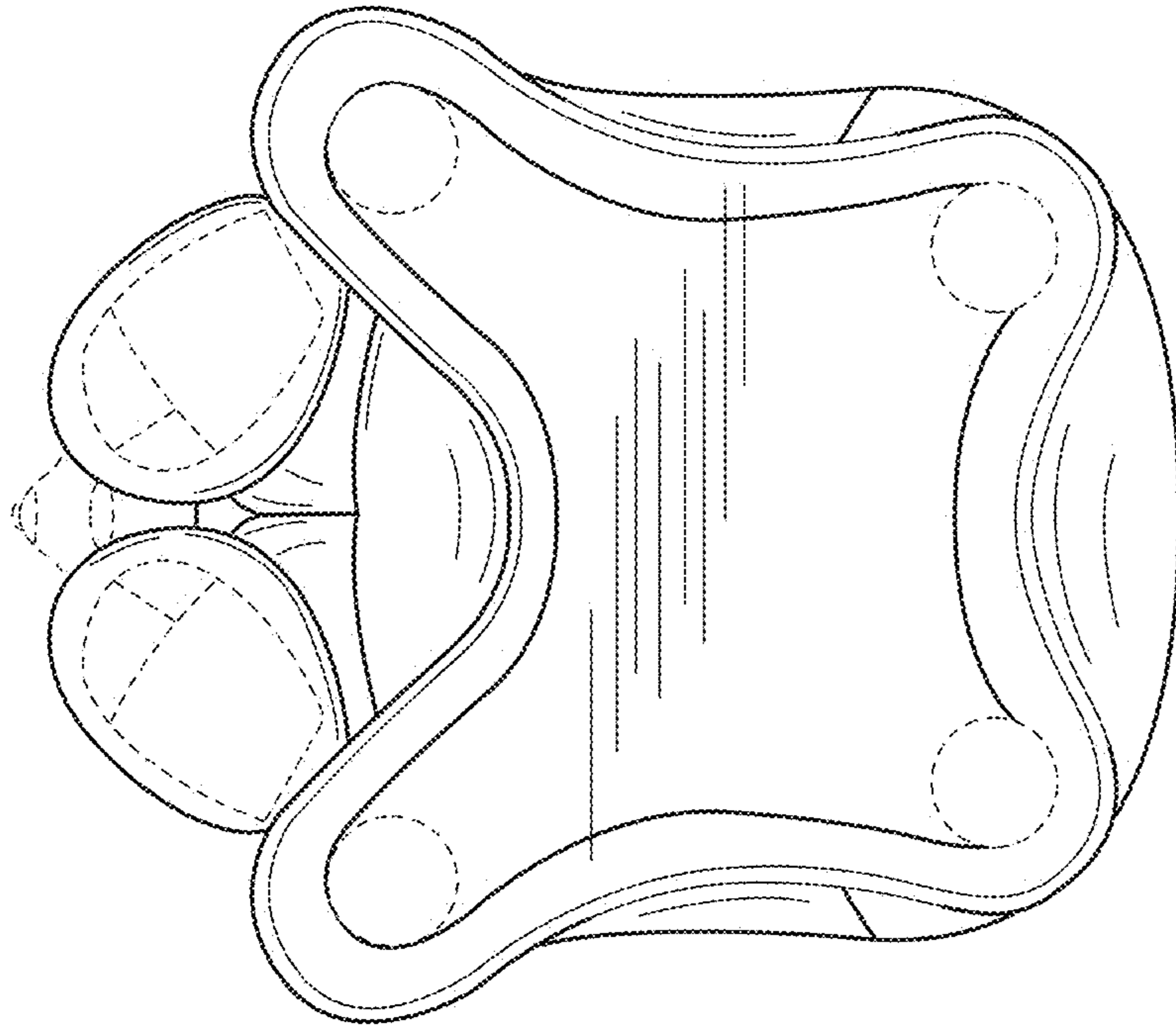


FIG. 7

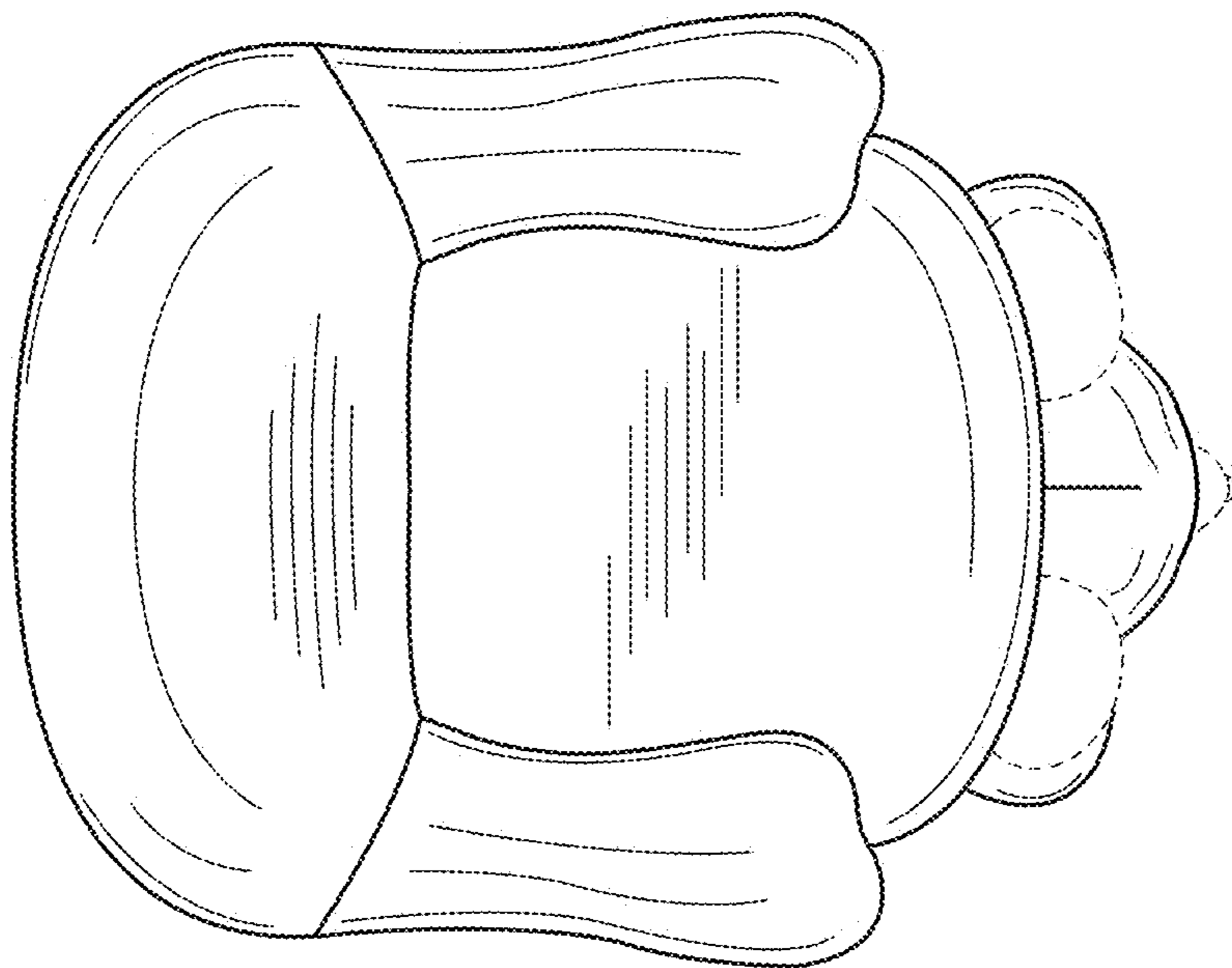


FIG. 8