



US00D740569S

(12) **United States Design Patent**  
**Donald**

(10) **Patent No.:** **US D740,569 S**  
(45) **Date of Patent:** **\*\* Oct. 13, 2015**

(54) **BRUSH**

(71) Applicant: **JOSEPH JOSEPH LTD**, London (GB)

(72) Inventor: **Simon Donald**, London (GB)

(73) Assignee: **Joseph Joseph Ltd.**, London (GB)

(\*\*) Term: **14 Years**

(21) Appl. No.: **29/462,597**

(22) Filed: **Aug. 6, 2013**

(30) **Foreign Application Priority Data**

Mar. 18, 2013 (EM) ..... 002204297-0001

(51) **LOC (10) Cl.** ..... **04-01**

(52) **U.S. Cl.**  
USPC ..... **D4/138; D4/128**

(58) **Field of Classification Search**  
USPC ..... D4/128, 132, 138; D32/51; 15/143.1,  
15/159.1, 160, 164, 186-188  
CPC ..... A46B 5/02; A46B 5/021; A46B 5/023;  
A46B 5/025; A46B 15/0095; A46B 2200/30;  
A46B 2200/3033; A46B 2200/304; A46B  
15/0097; A46B 17/00; A46B 17/02; B25G  
1/00; B25G 1/10; B25G 1/102; Y10S 16/12;  
Y10S 16/18; Y10S 16/19; Y10T 16/476  
See application file for complete search history.

(56) **References Cited**

**U.S. PATENT DOCUMENTS**

5,440,775 A \* 8/1995 Banks ..... 15/106  
6,216,306 B1 \* 4/2001 Esterson et al. .... 15/111

6,922,865 B1 \* 8/2005 Logan, Sr. .... 15/114  
D556,456 S \* 12/2007 Meyer ..... D4/135  
2010/0275367 A1 \* 11/2010 Bager et al. .... 4/628

**FOREIGN PATENT DOCUMENTS**

CA 74187 S \* 4/1994  
DE 20007882 U1 \* 12/2000  
DE 202008004041 U1 \* 5/2008

**OTHER PUBLICATIONS**

Joesph Joseph, May 2011 [online], Elevate™ Utensils [retrieved on May 31, 2014] Retrieved from the Internet using Web Archive: <URL: [http://web.archive.org/web/\\*/http://www.josephjoseph.com](http://web.archive.org/web/*/http://www.josephjoseph.com)>.\*

\* cited by examiner

*Primary Examiner* — Melanie H. Tung

*Assistant Examiner* — Lavone D Tabor

(74) *Attorney, Agent, or Firm* — Millen, White, Zelano & Branigan, P.C.

(57) **CLAIM**

The ornamental design for a brush, as shown and described.

**DESCRIPTION**

FIG. 1 is a perspective view of the brush showing my new design.

FIG. 2 is a side view thereof.

FIG. 3 is a bottom view thereof.

FIG. 4 is a front view thereof.

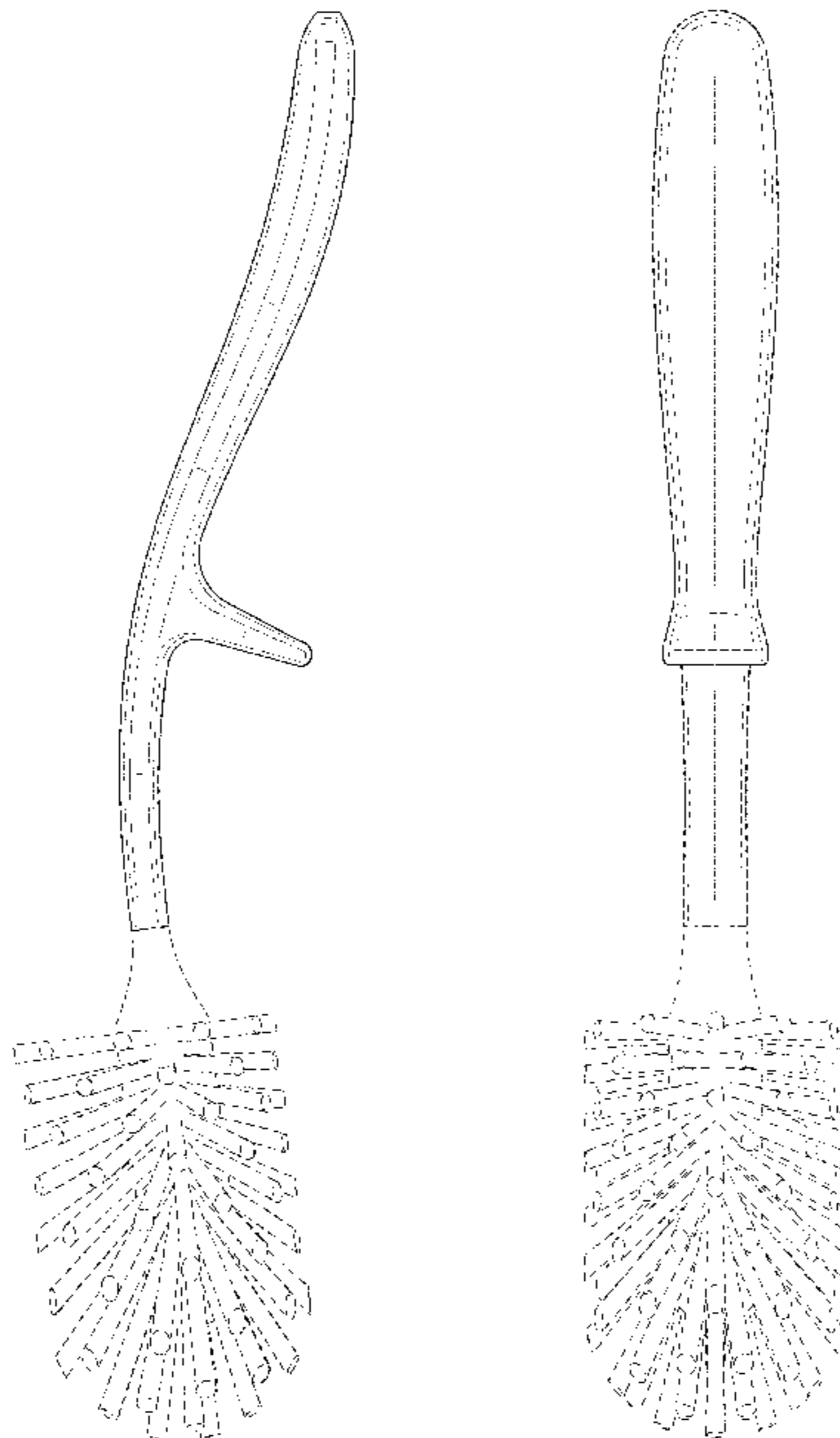
FIG. 5 is another side view thereof.

FIG. 6 is a back view thereof; and,

FIG. 7 is a top view thereof.

The broken lines showing the head portion of the brush form no part of the claimed design.

**1 Claim, 7 Drawing Sheets**



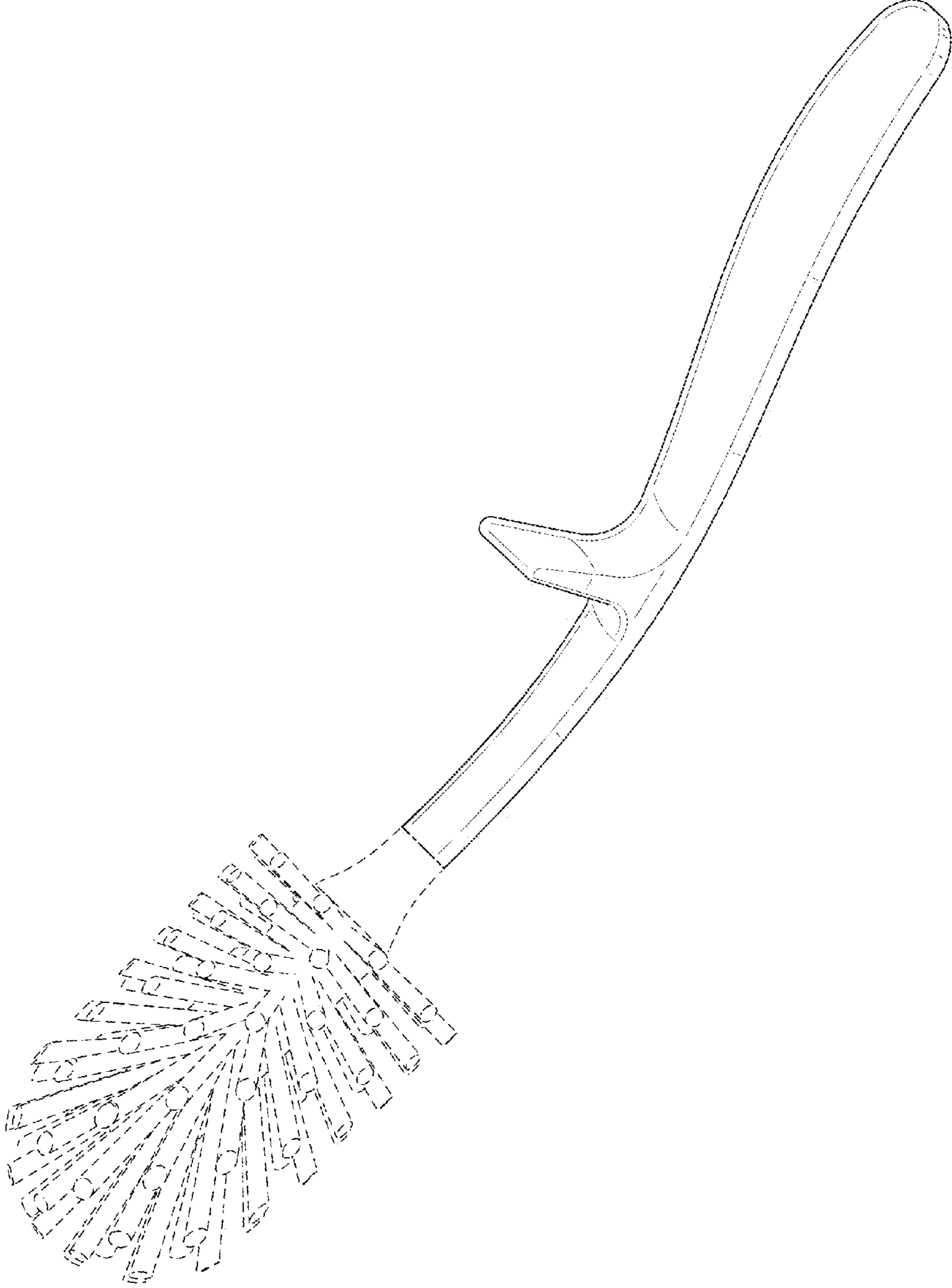


Fig. 1

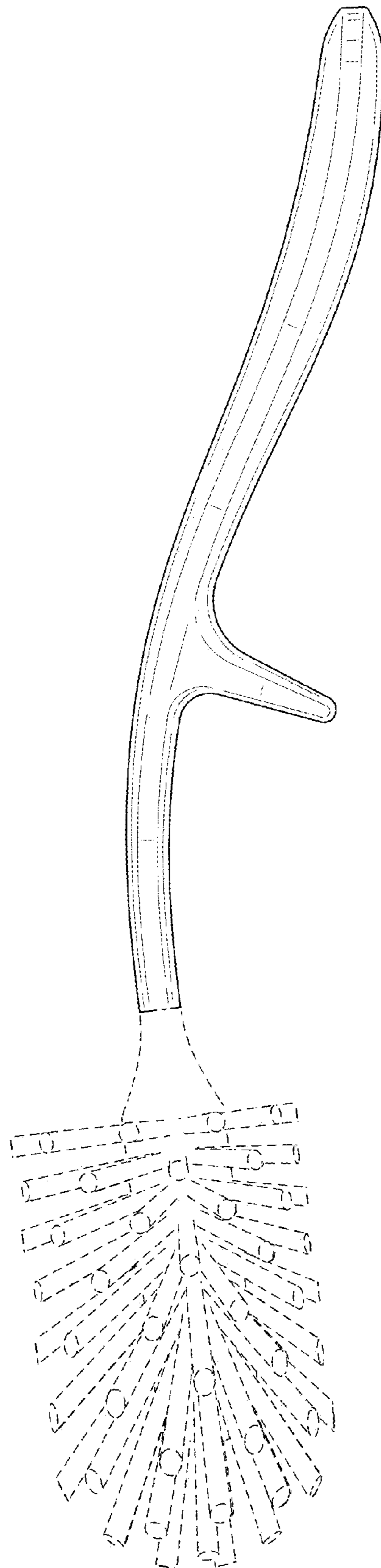


Fig. 2

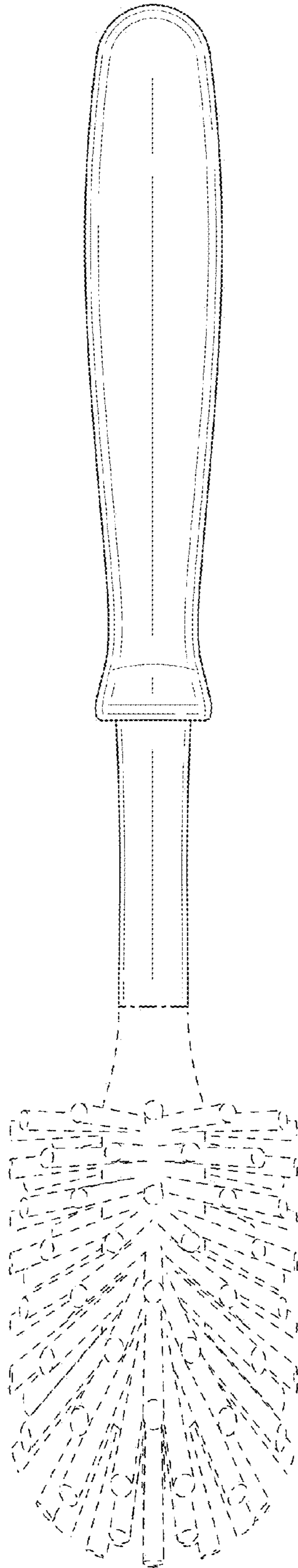


Fig. 3

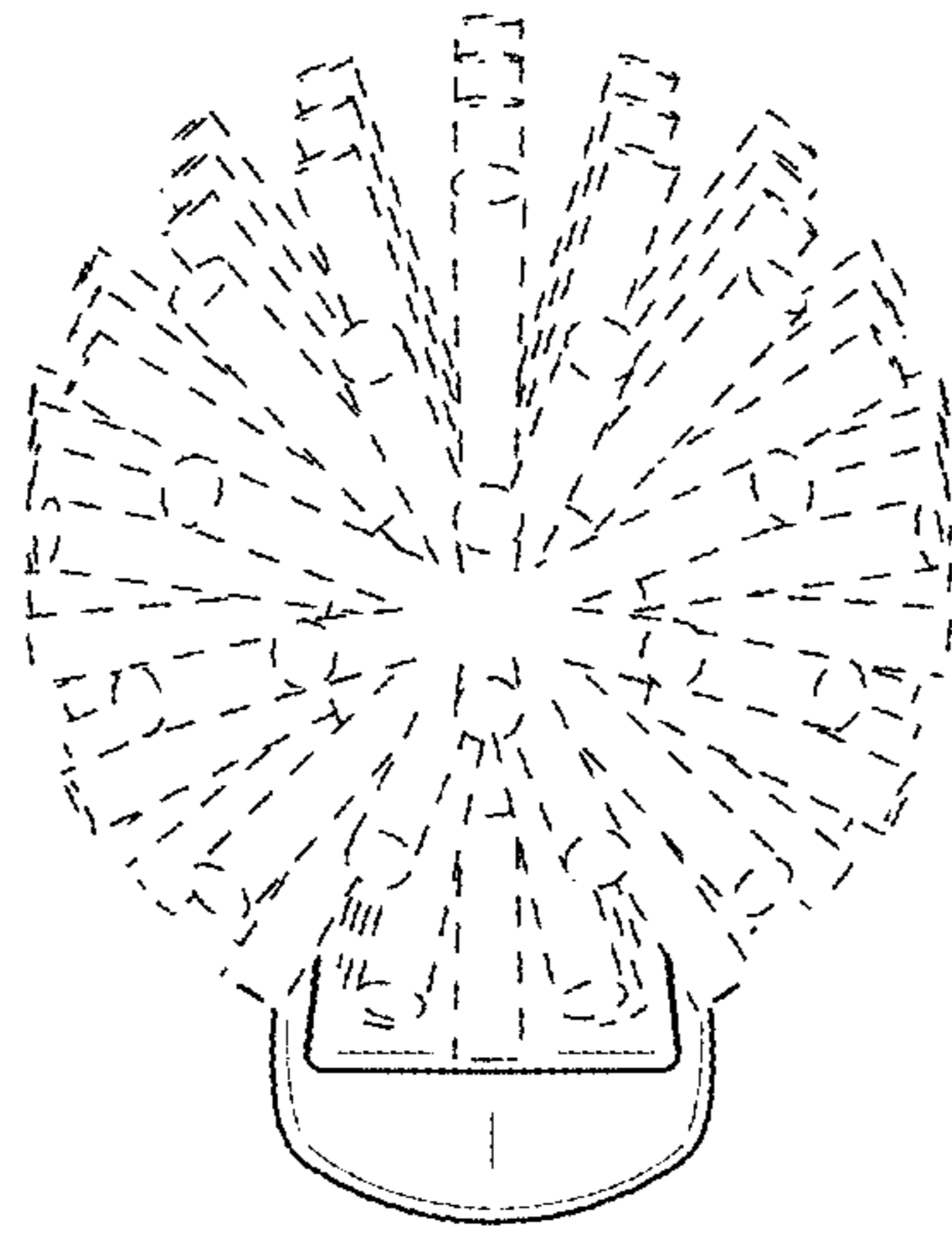


Fig. 4

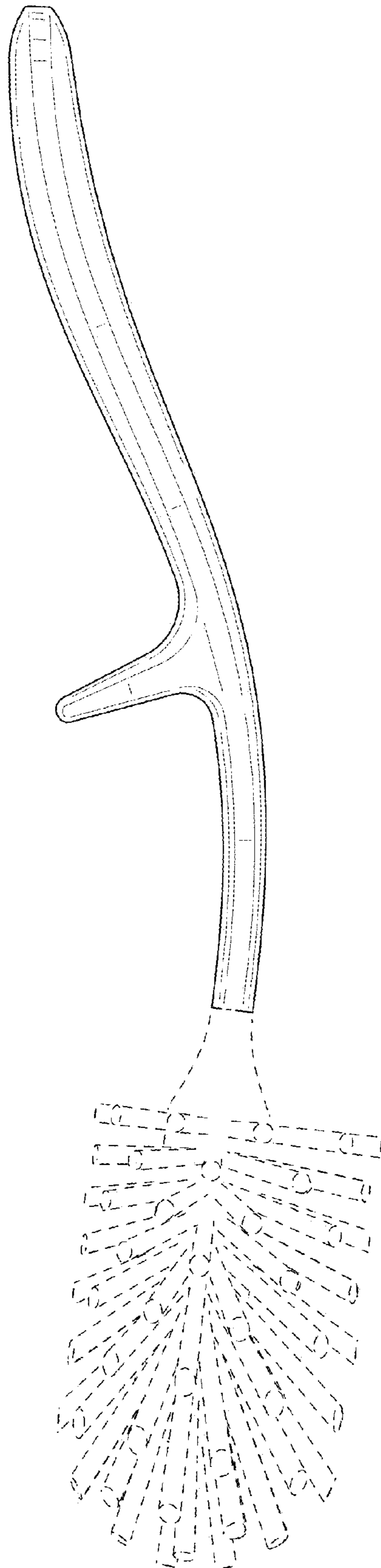


Fig. 5

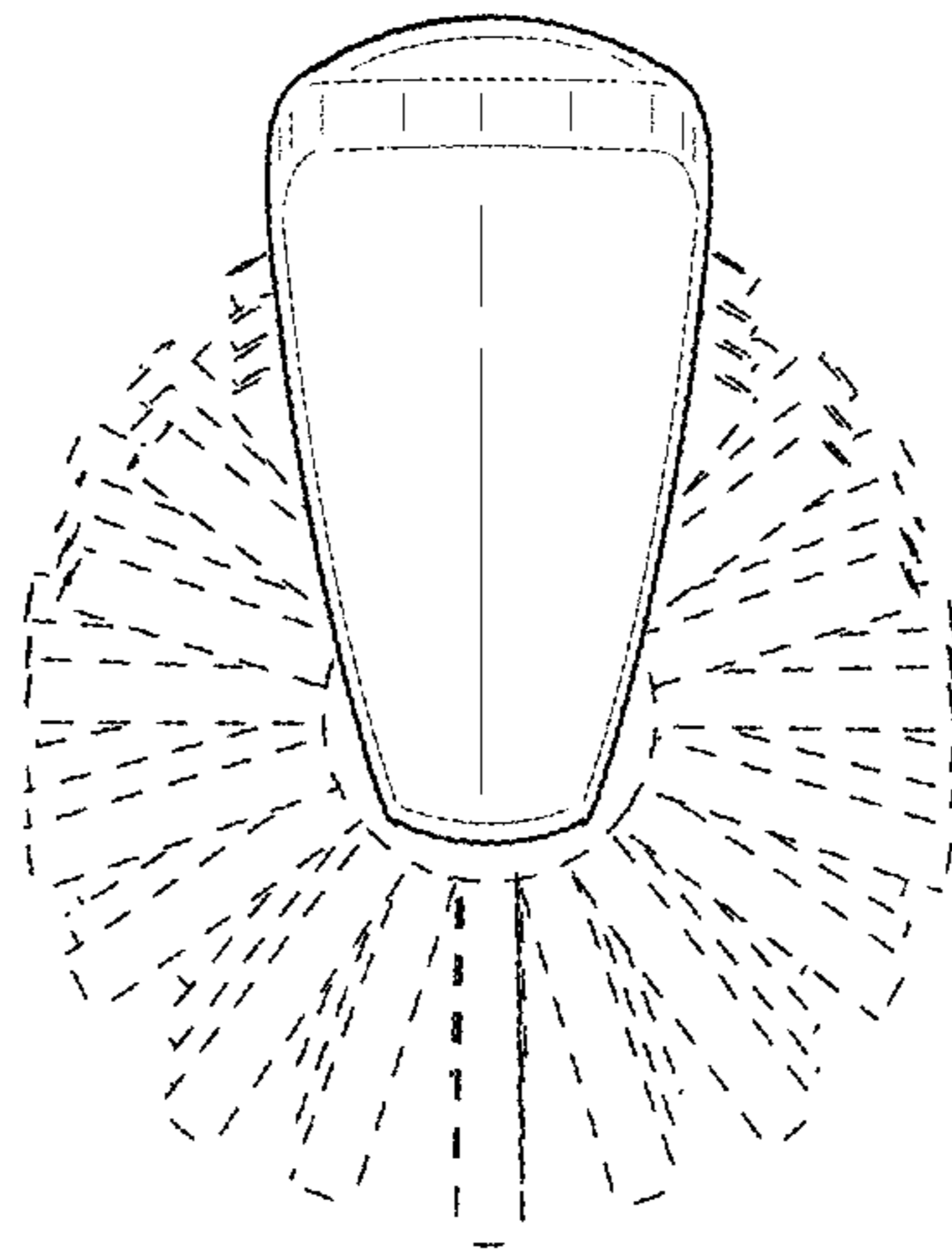


Fig. 6



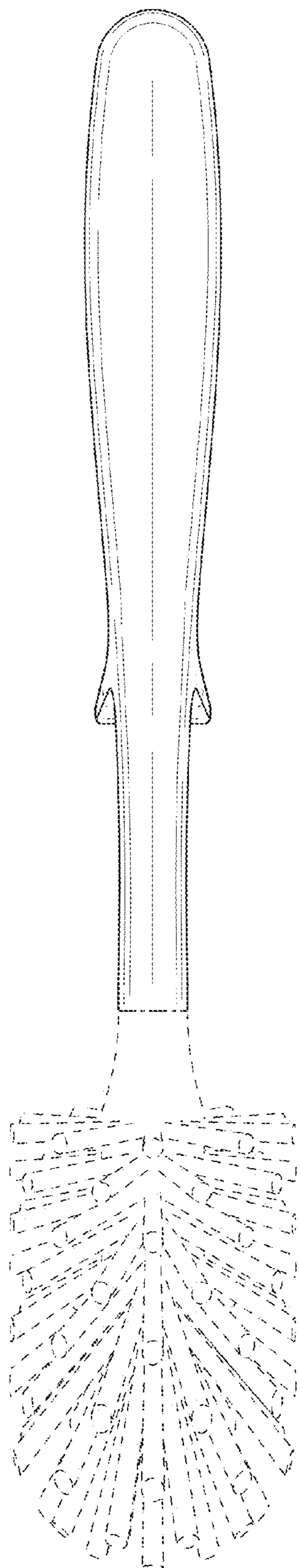


Fig. 7