



US00D740566S

(12) **United States Design Patent**  
**Szilagyi**

(10) **Patent No.:** **US D740,566 S**  
(45) **Date of Patent:** **\*\* Oct. 13, 2015**

- (54) **KNITTING CADDY**
- (71) Applicant: **Rebecca F. Szilagyi**, Cleveland, OH  
(US)
- (72) Inventor: **Rebecca F. Szilagyi**, Cleveland, OH  
(US)
- (\*\*) Term: **14 Years**
- (21) Appl. No.: **29/443,219**
- (22) Filed: **Jan. 15, 2013**
- (51) **LOC (10) Cl.** ..... **03-02**
- (52) **U.S. Cl.**  
USPC ..... **D3/315**
- (58) **Field of Classification Search**  
USPC ..... D3/238, 269, 273, 274, 276, 289, 904,  
D3/315-317; 190/13 F, 103; 206/278, 292,  
206/822; 383/6, 25, 66  
CPC ..... B65D 85/00; B65D 1/22; B65D 1/36  
See application file for complete search history.

4,630,730 A	12/1986	Storey	
5,439,109 A	8/1995	McBride	
D402,466 S *	12/1998	Werbesky, Jr.	D3/314
6,032,798 A	3/2000	Bryant	
D535,821 S *	1/2007	Chen et al.	D3/304
D627,168 S *	11/2010	Cooney	D3/304
D675,442 S *	2/2013	Hawkins	D3/304
2009/0050502 A1	2/2009	Garson	

\* cited by examiner

*Primary Examiner* — Susan Bennett Hattan  
*Assistant Examiner* — Charles Hanson  
(74) *Attorney, Agent, or Firm* — Robert C. Montgomery;  
Montgomery Patent Design, LLC

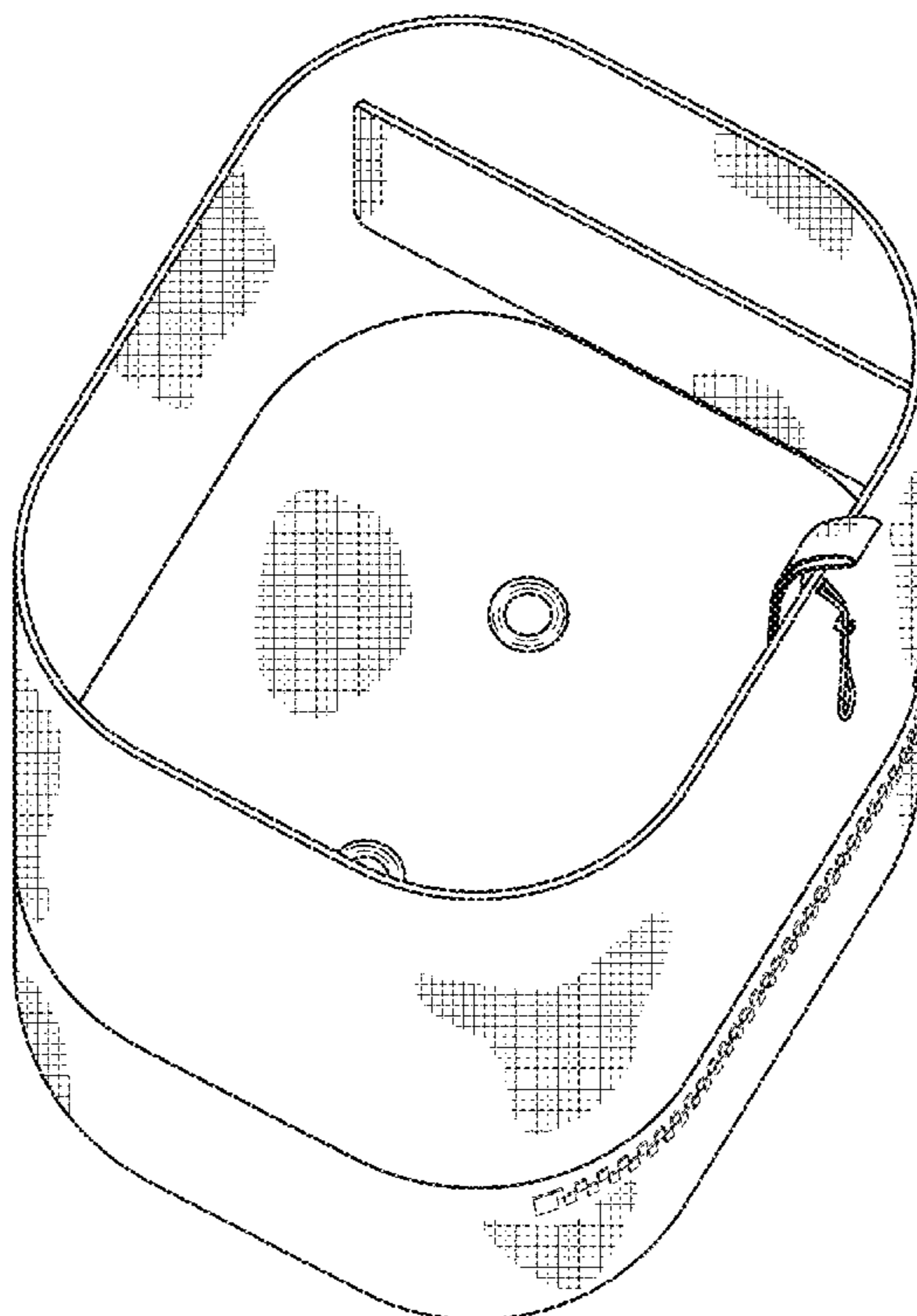
(57) **CLAIM**  
The ornamental design for a knitting caddy, as shown and described.

**DESCRIPTION**

FIG. 1 is an isometric view of a knitting caddy, showing my new design;  
FIG. 2 is a front view thereof;  
FIG. 3 is a rear view thereof;  
FIG. 4 is a left hand view thereof;  
FIG. 5 is a right hand view thereof;  
FIG. 6 is a top view thereof; and,  
FIG. 7 is a bottom view thereof.

- (56) **References Cited**  
U.S. PATENT DOCUMENTS  
4,008,806 A 2/1977 de Páez et al.  
D278,095 S \* 3/1985 Werner ..... D3/304

**1 Claim, 7 Drawing Sheets**



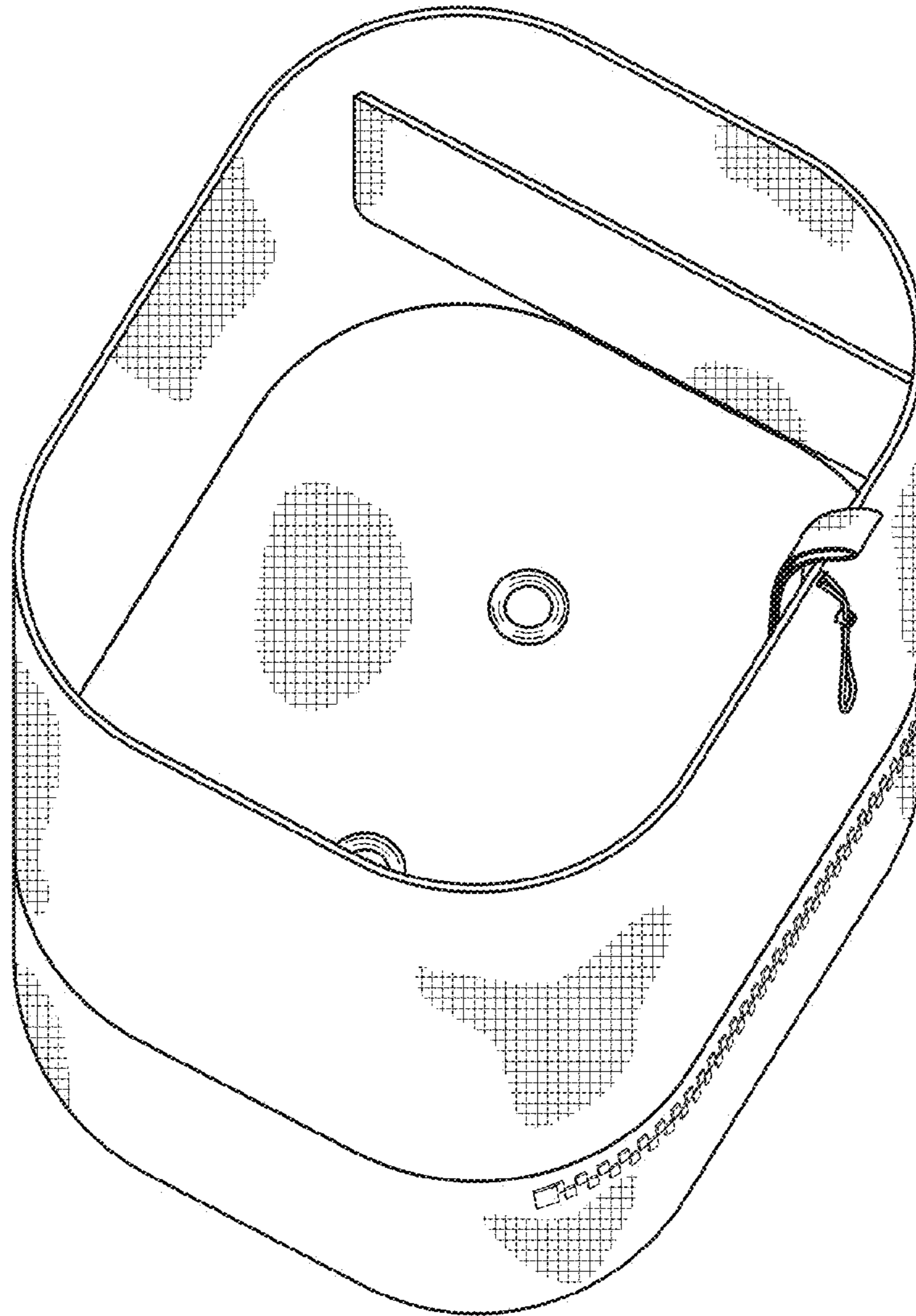


Fig. 1




Fig. 2




Fig. 3

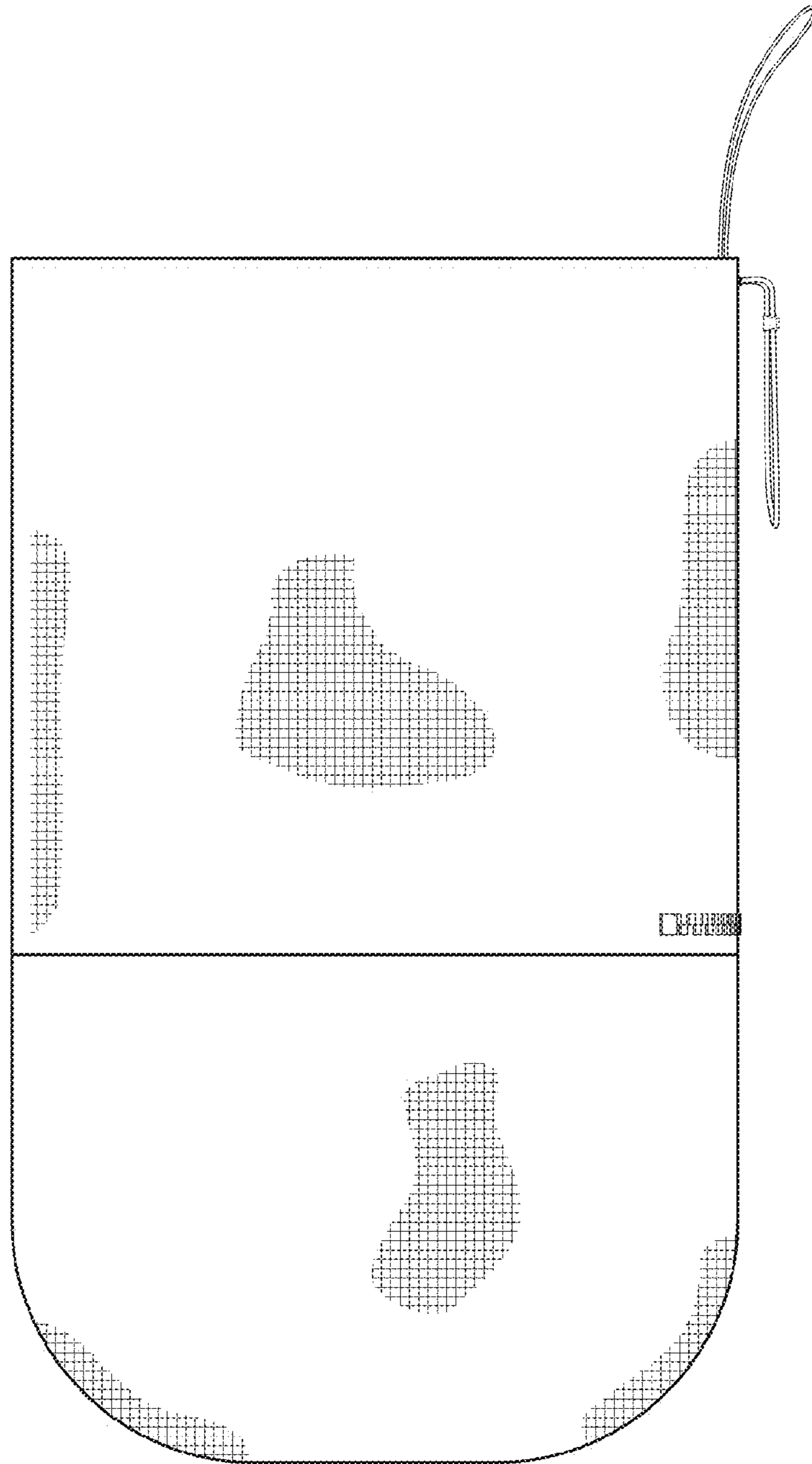


Fig. 4



Fig. 5

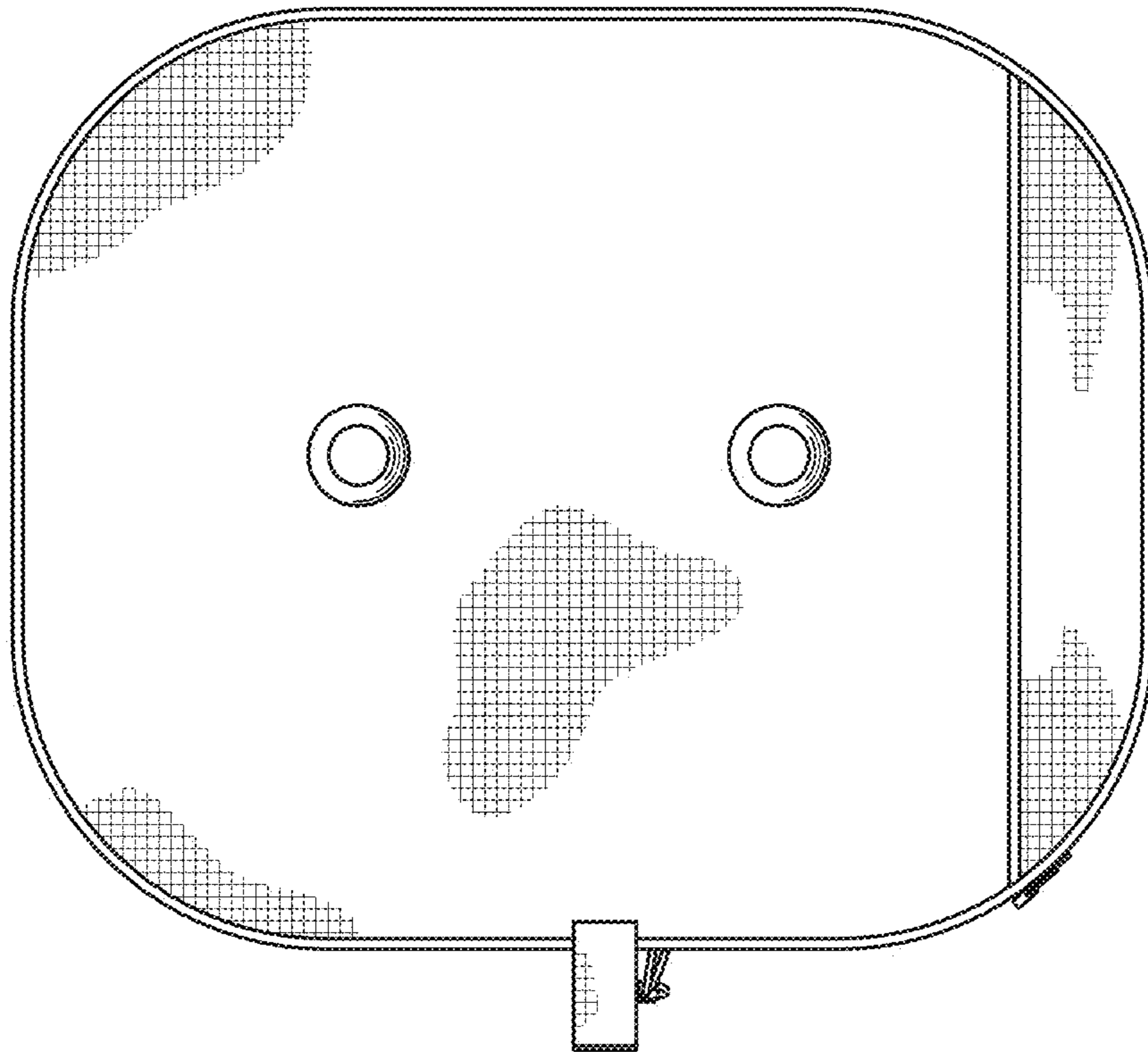


Fig. 6

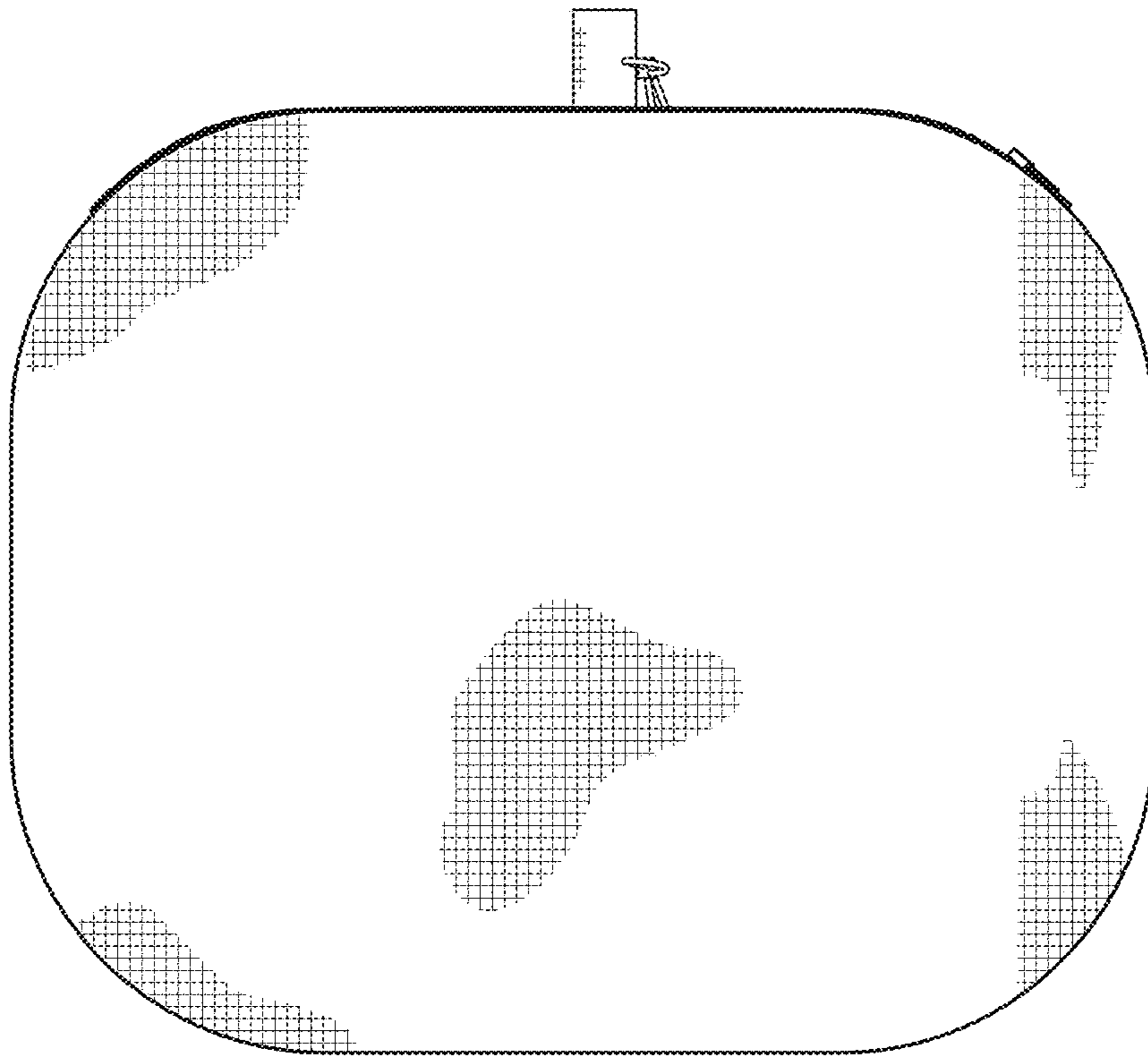


Fig. 7