



US00D740541S

(12) **United States Design Patent**
Sherry

(10) **Patent No.:** **US D740,541 S**
(45) **Date of Patent:** **** Oct. 13, 2015**

(54) **INDIVIDUAL TOE HOSIERY**

(71) Applicant: **Rose Anne Sherry**, Garnet Valley, PA
(US)

(72) Inventor: **Rose Anne Sherry**, Garnet Valley, PA
(US)

(**) Term: **14 Years**

(21) Appl. No.: **29/475,939**

(22) Filed: **Dec. 9, 2013**

(51) **LOC (10) Cl.** **02-04**

(52) **U.S. Cl.**
USPC **D2/980; D2/991**

(58) **Field of Classification Search**

USPC D2/641-642, 896, 897, 901, 902, 907,
D2/908, 919, 920, 947, 951, 959, 961,
D2/980-994; D24/192; D29/121.2; 2/239,
2/240, 241; 36/10, 26, 89, 90; 602/28

CPC A43B 17/00; A43B 17/14; A43B 17/16;
A41B 11/003; A41B 11/004; A41B 11/007;
A41B 11/08; A41B 11/00

See application file for complete search history.

6,308,337	B1	10/2001	Penley	
6,324,874	B2	12/2001	Fujimoto	
6,334,222	B1	1/2002	Sun	
6,341,505	B1	1/2002	Dahlgren	
6,367,087	B1 *	4/2002	Spillman et al.	2/239
6,381,753	B1	5/2002	Smith et al.	
6,393,620	B2	5/2002	Hatch et al.	
6,393,734	B1	5/2002	Ou	
6,564,392	B1	5/2003	Buckwald	
D480,554	S	10/2003	Roddy et al.	
6,708,348	B1	3/2004	Romay	
7,051,457	B1	5/2006	Huggins et al.	
7,069,600	B1	7/2006	Romay	
7,082,703	B2	8/2006	Greene et al.	
7,089,690	B2 *	8/2006	Krstic	36/29
7,346,935	B1 *	3/2008	Patterson	2/239
7,726,044	B2	6/2010	Gray	
D618,888	S	7/2010	Durst	
D639,535	S *	6/2011	Eggert et al.	D2/898

(Continued)

Primary Examiner — Barbara Fox

Assistant Examiner — Dana K Weiland

(74) *Attorney, Agent, or Firm* — Maier & Maier, PLLC

(57) **CLAIM**

The ornamental design for individual toe hosiery, as shown and described.

DESCRIPTION

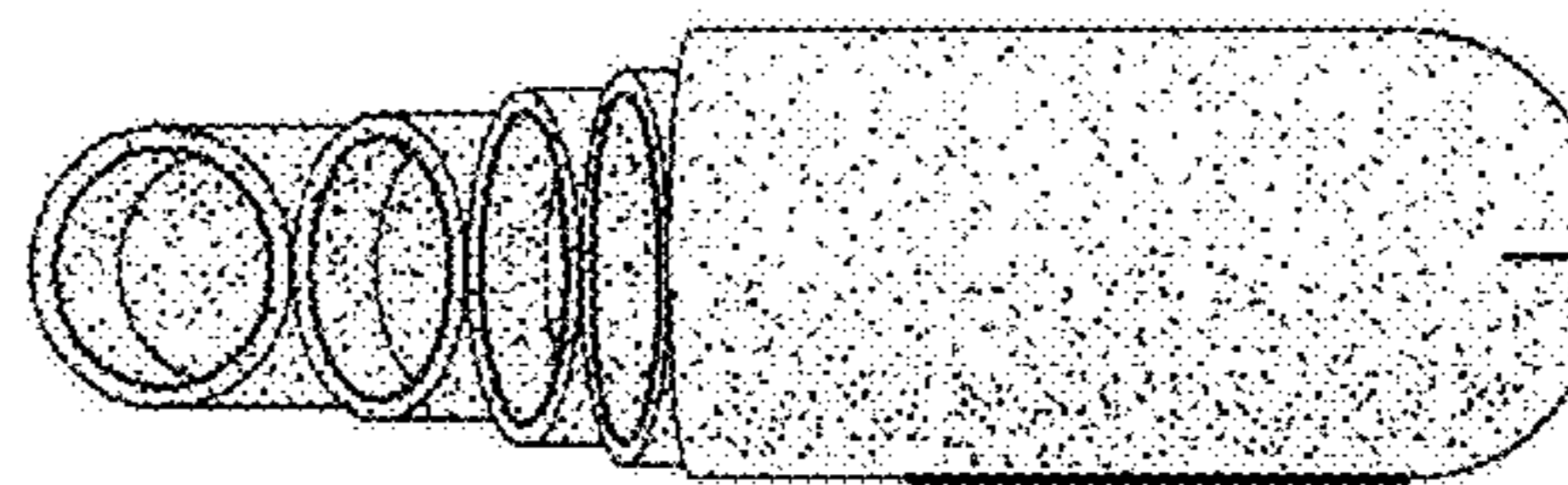
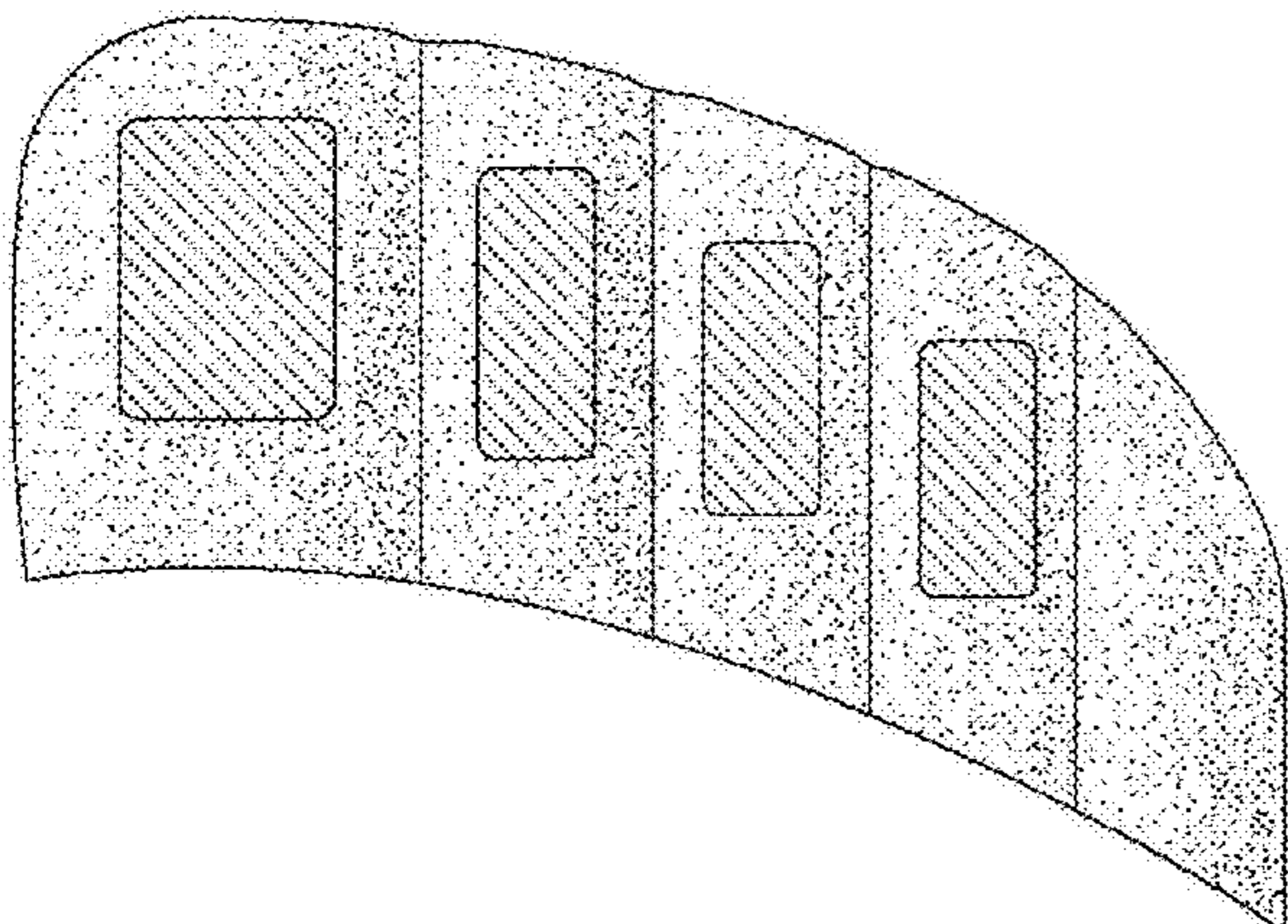
FIG. 1 is a bottom view of a first embodiment of individual toe hosiery, showing my design;
FIG. 2 is a left side view thereof;
FIG. 3 is a right side view thereof;
FIG. 4 is a front view thereof;
FIG. 5 is a rear view thereof;
FIG. 6 is a bottom view of a second embodiment of individual toe hosiery;
FIG. 7 is a left side view thereof;
FIG. 8 is a right side view thereof;
FIG. 9 is a front view thereof; and,
FIG. 10 is a rear view thereof.

1 Claim, 2 Drawing Sheets

(56) **References Cited**

U.S. PATENT DOCUMENTS

246,454	A *	8/1881	Bruen	66/187
1,772,179	A *	8/1930	Finkelstein	602/30
2,335,665	A *	11/1943	Goldmerstein	128/894
D189,206	S	11/1960	Thompson	
3,128,763	A *	4/1964	Langenfeld et al.	128/894
3,334,356	A	8/1967	Abel	
3,681,755	A	8/1972	Stone et al.	
4,038,787	A *	8/1977	Bianchi	451/523
4,651,354	A *	3/1987	Petrey	2/239
D331,830	S *	12/1992	Unverferth	D2/980
5,685,094	A *	11/1997	Lin	36/141
6,044,497	A	4/2000	Richardson	
6,138,281	A *	10/2000	Chiaruttini	2/239
6,247,182	B1	6/2001	Tasbas	
6,298,491	B1	10/2001	Blustin et al.	



(56)

References Cited

U.S. PATENT DOCUMENTS

D655,078	S	3/2012	Yoe, III et al.						
D658,868	S *	5/2012	Chenciner	D2/972	D674,171	S *	1/2013 Bramani et al. D2/902		
D662,311	S *	6/2012	Sudit	D2/980	D674,172	S *	1/2013 Bramani et al. D2/902		
8,205,271	B2	6/2012	Canci		D674,173	S *	1/2013 Bramani et al. D2/902		
D665,568	S *	8/2012	Baxter	D2/983	D693,995	S *	11/2013 Lazaris	D2/902	
D672,949	S *	12/2012	Bramani et al.	D2/952	2001/0027665	A1	10/2001	Fujimoto	
					2001/0032349	A1	10/2001	Cortani	
					2003/0074718	A1	4/2003	English	
					2003/0145491	A1	8/2003	Udugama	
					2007/0180597	A1*	8/2007	Rose-Lydon	2/239

* cited by examiner

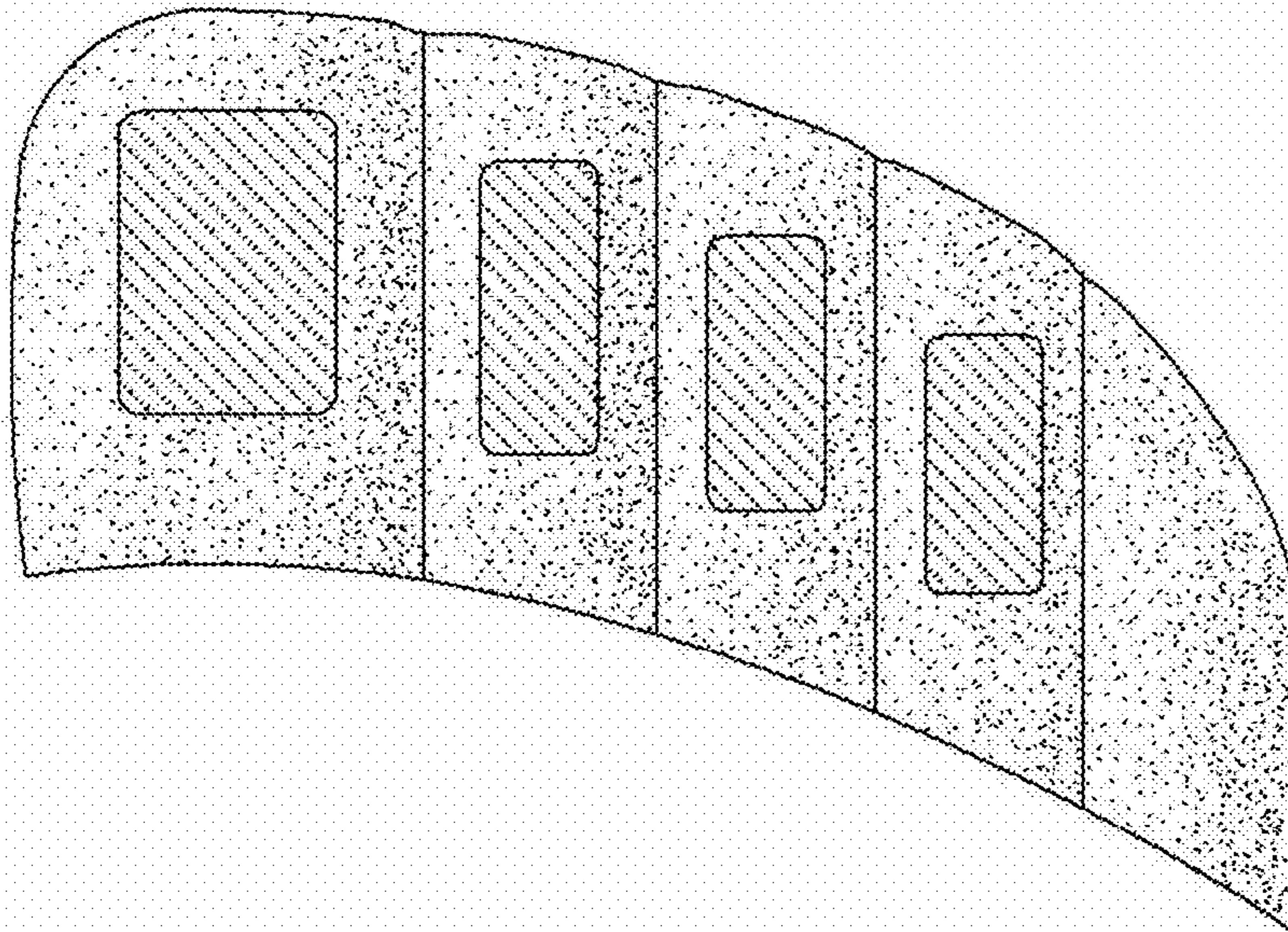


FIG. 1

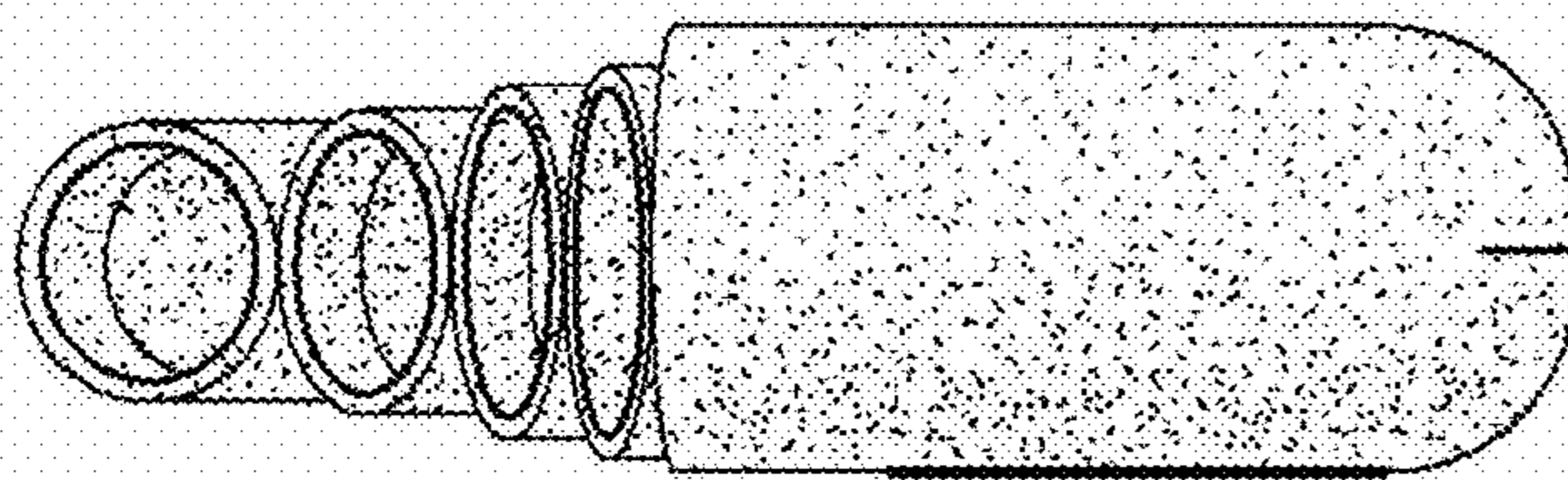


FIG. 2

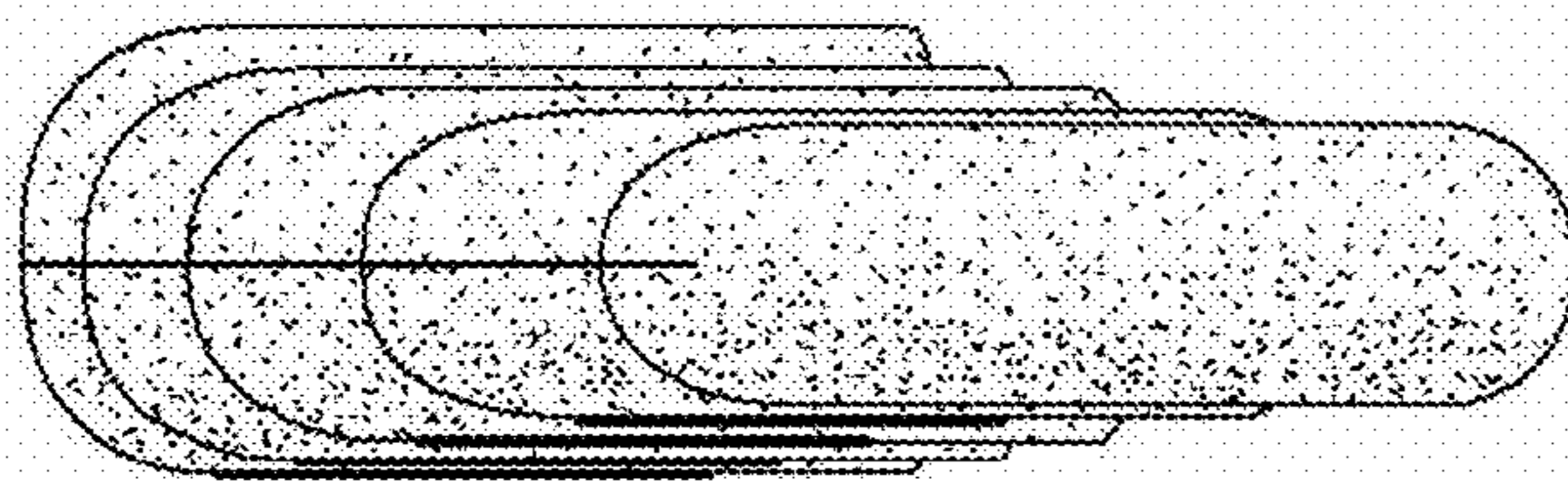


FIG. 3

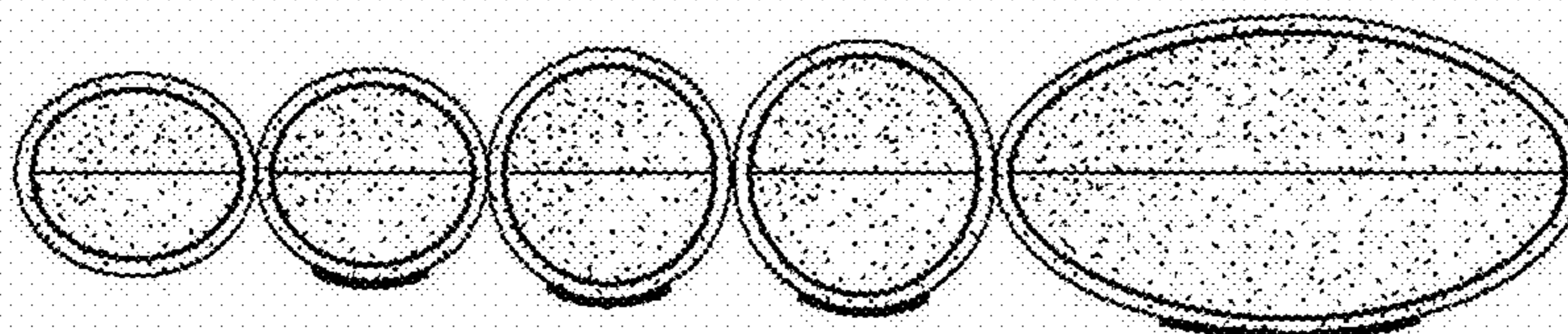


FIG. 4

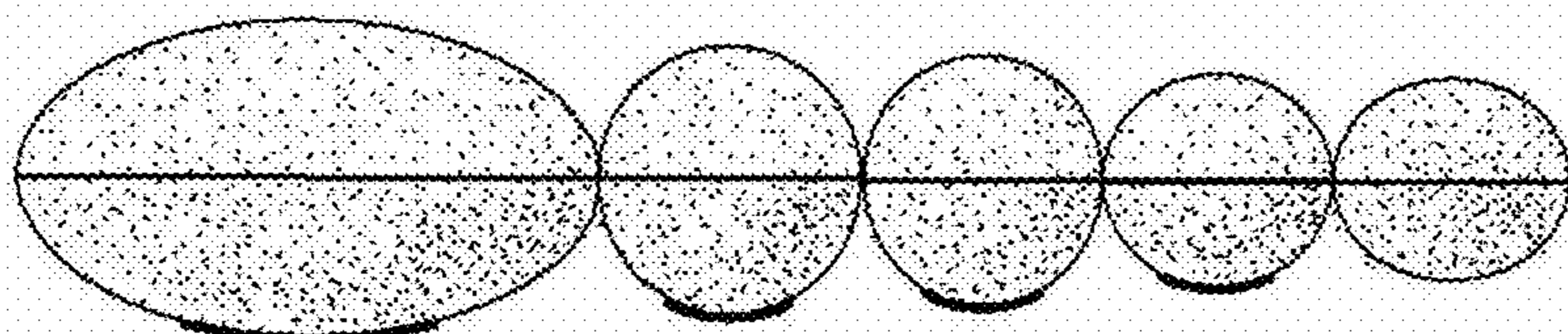


FIG. 5

FIG. 6

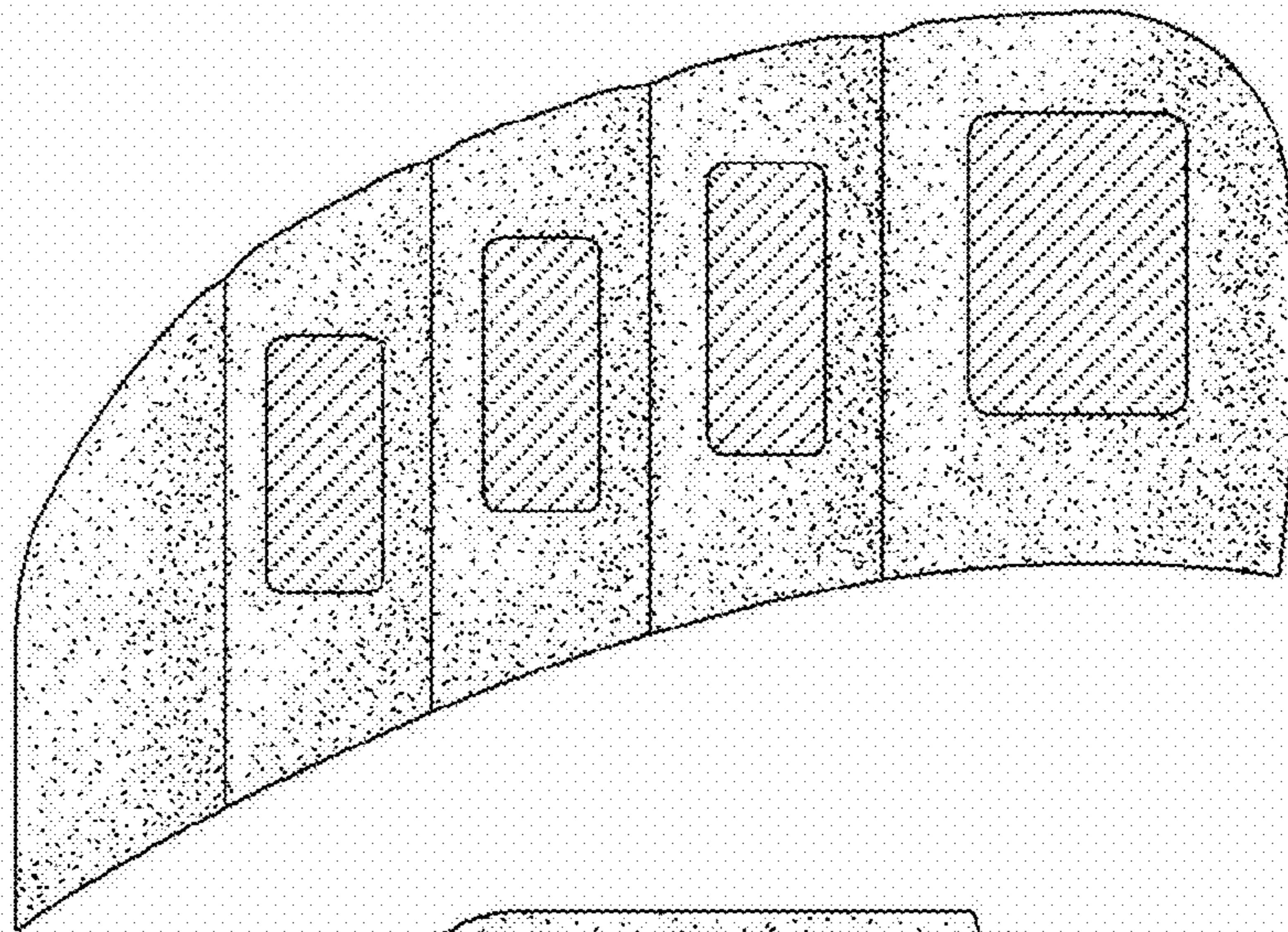


FIG. 7

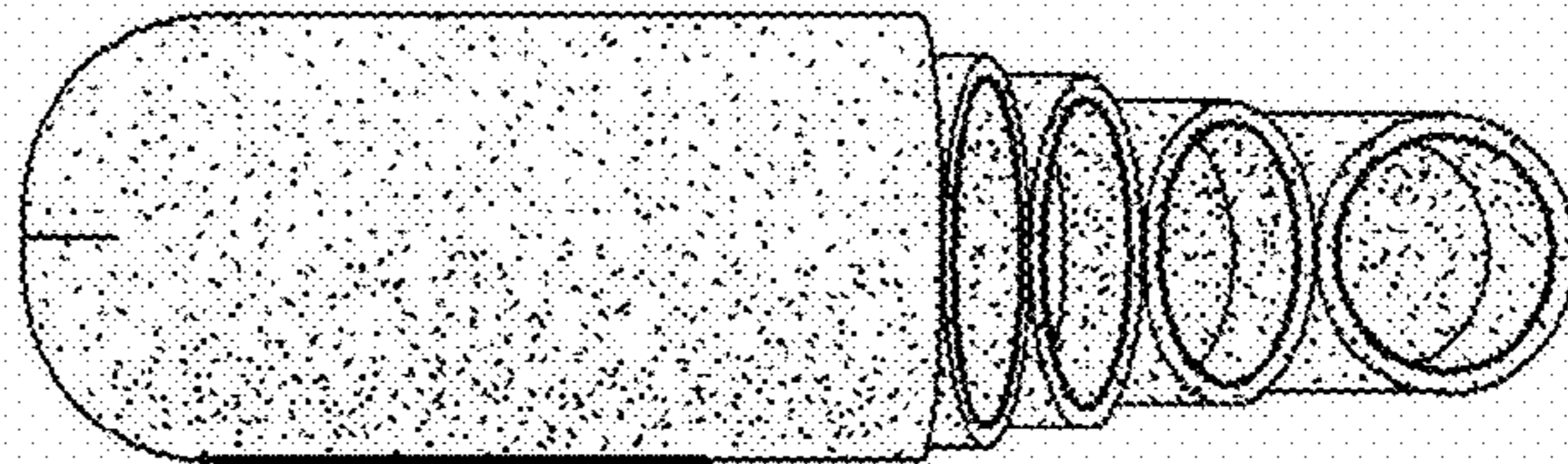


FIG. 8

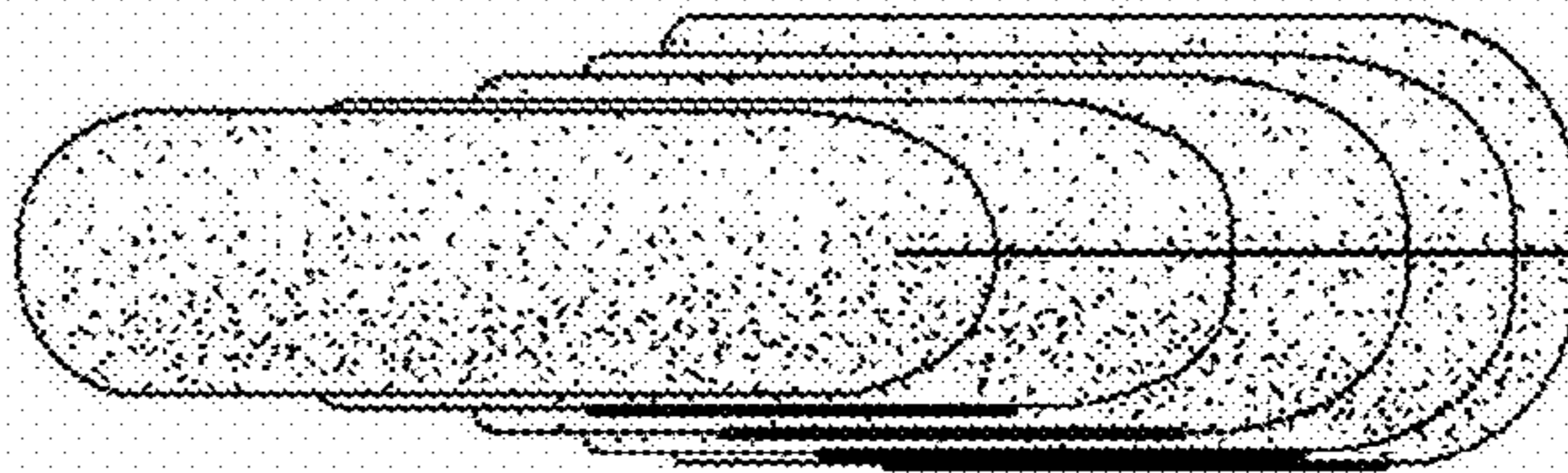


FIG. 9

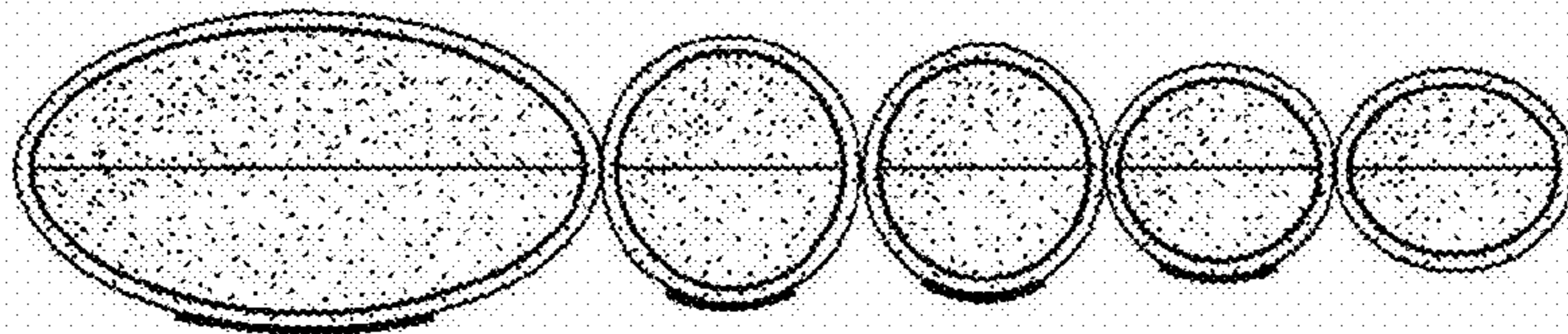


FIG. 10

