



US00D740539S

(12) **United States Design Patent**
Yun

(10) **Patent No.:** **US D740,539 S**
(45) **Date of Patent:** **** Oct. 13, 2015**

(54) **SHOE UPPER**

- (71) Applicant: **NIKE, Inc.**, Beaverton, OR (US)
- (72) Inventor: **Ben S. Yun**, Beaverton, OR (US)
- (73) Assignee: **NIKE, Inc.**, Beaverton, OR (US)
- (**) Term: **14 Years**
- (21) Appl. No.: **29/525,224**

(22) Filed: **Apr. 28, 2015**

(51) **LOC (10) Cl.** **02-99**

(52) **U.S. Cl.**
USPC **D2/972**

(58) **Field of Classification Search**
USPC D2/902, 906-908, 944, 969, 971-974
CPC .. A43B 13/181; A43B 13/141; A43B 13/186;
A43B 13/188; A43B 23/00; A43B 23/02;
A43B 5/00; A43B 23/26; A43B 1/04; A43B
11/14; A43B 7/00

See application file for complete search history.

(56) **References Cited**

U.S. PATENT DOCUMENTS

D95,097 S	4/1935	Weidner	
D107,763 S	1/1938	Feldman et al.	
D163,019 S	4/1951	Braun	
D163,360 S	5/1951	Braun	
D373,460 S	9/1996	Crowley	
D375,193 S	11/1996	Kallen et al.	
D376,042 S	12/1996	Cooper	
D378,242 S	3/1997	Smith	
D379,113 S	5/1997	McDonald et al.	
D393,353 S	4/1998	Lozano	
D624,745 S	10/2010	Henderson	
D643,206 S	8/2011	Chang	
D648,116 S	11/2011	Avar	
D715,531 S *	10/2014	Cochrane	D2/973
D726,998 S *	4/2015	Mochen	D2/906
D727,606 S *	4/2015	Mochen	D2/906

OTHER PUBLICATIONS

2013 Fall Mens Performance Footwear; 46; Nike Footwear Catalog, 2013 Fall Mens Performance Footwear, p. 46, published Nov. 2012, NIKE, Inc., USA.
 2013 Holiday Core Footwear; 2; Nike Footwear Catalog, 2013 Holiday Core Footwear, p. 2, published Feb. 2013, NIKE, Inc., USA.
 2014 Summer Core Footwear; 5; Nike Footwear Catalog, 2014 Summer Core Footwear, p. 5, published Aug. 13, 2013, NIKE, Inc., USA.
 2015 Summer Men's Performance Footwear; 10; Nike Footwear Catalog, 2015 Summer Men's Performance Footwear, p. 10, published Aug. 1, 2014, NIKE, Inc., USA.

* cited by examiner

Primary Examiner — Dominic Simone

(74) *Attorney, Agent, or Firm* — Banner & Witcoff, Ltd.

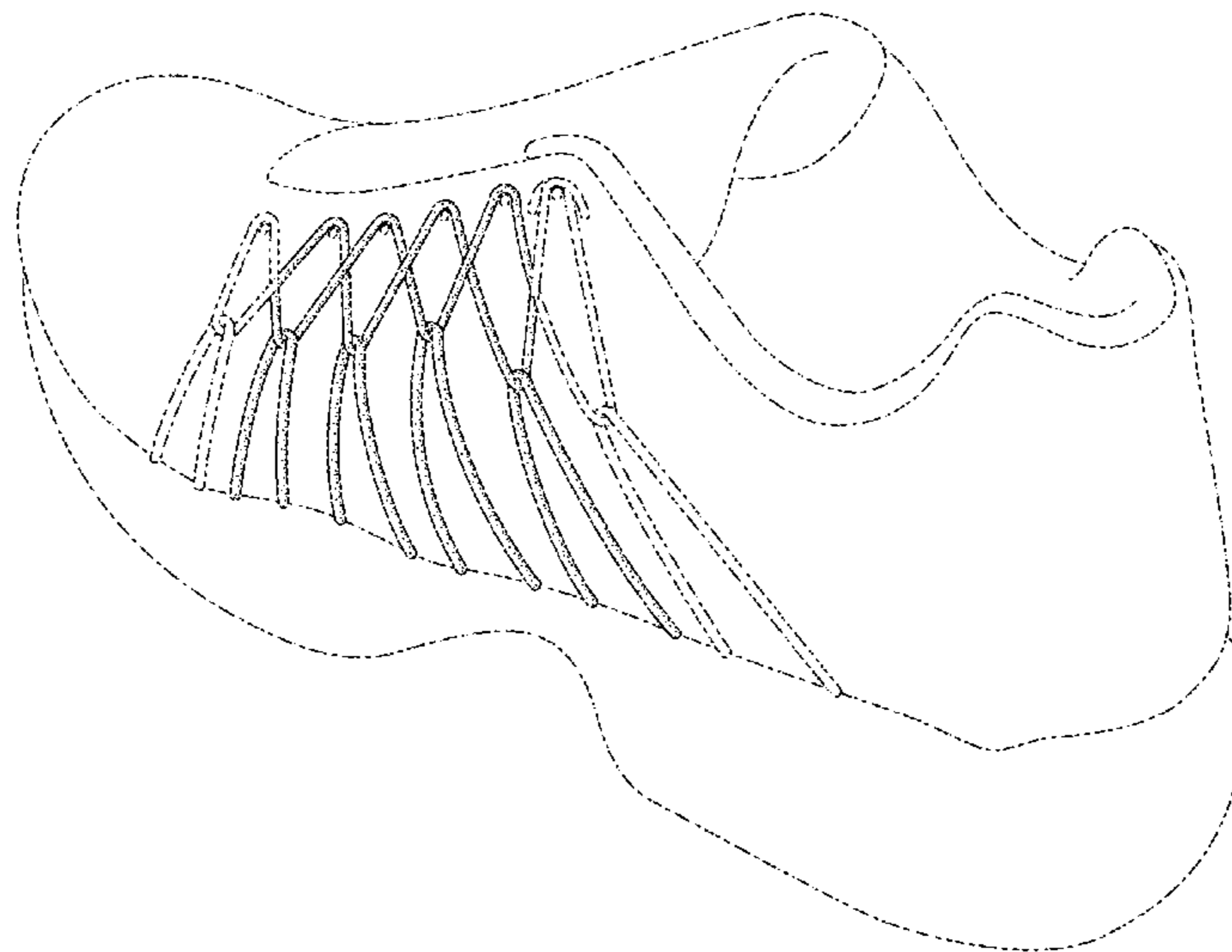
(57) **CLAIM**

The ornamental design for a shoe upper, as shown and described.

DESCRIPTION

FIG. 1 is a front perspective view of a shoe upper showing my new design;
 FIG. 2 is a rear perspective view thereof;
 FIG. 3 is a side view thereof;
 FIG. 4 is a second side view thereof;
 FIG. 5 is a top view thereof; and,
 FIG. 6 is an alternate depiction of FIG. 1 illustrating the claimed region in a use condition with a disclaimed shoe lace. The broken lines immediately adjacent to the shaded area represent unclaimed boundaries of the design. The unshaded regions within or adjacent to the shaded area form no part of the claimed design. The broken lines showing the remainder of the shoe are for environmental purposes only and form no part of the claimed design.

1 Claim, 6 Drawing Sheets



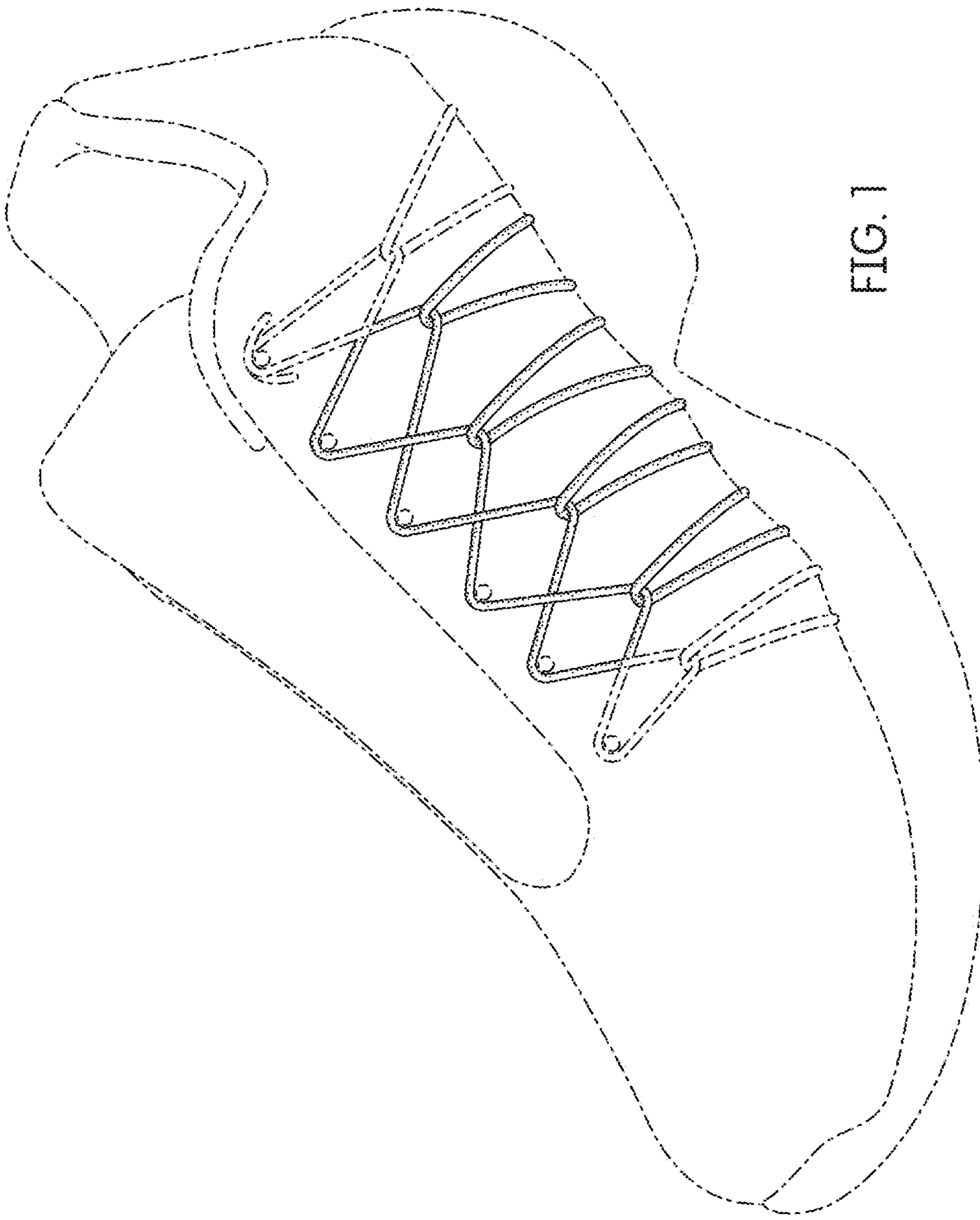


FIG. 1

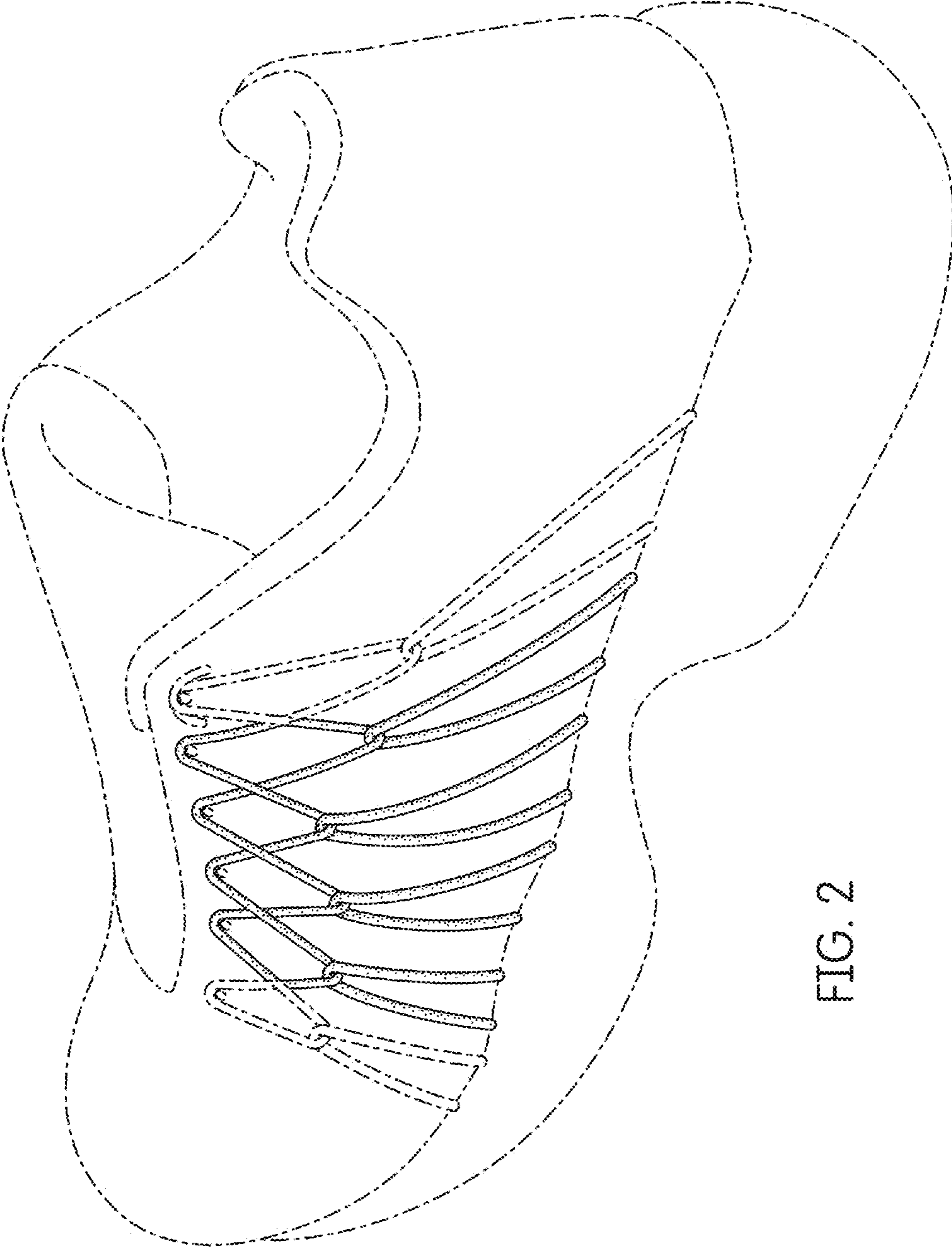


FIG. 2

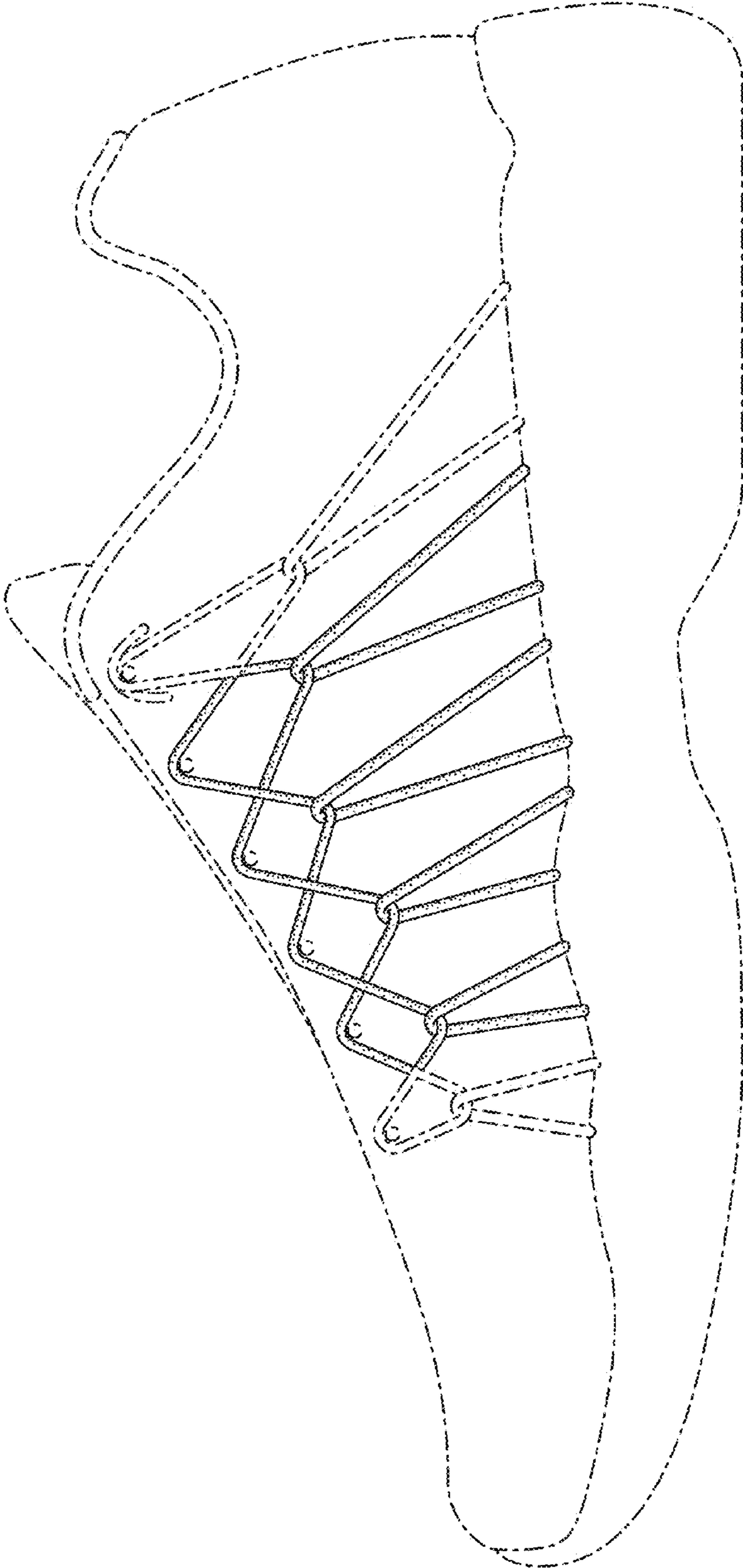


FIG. 3

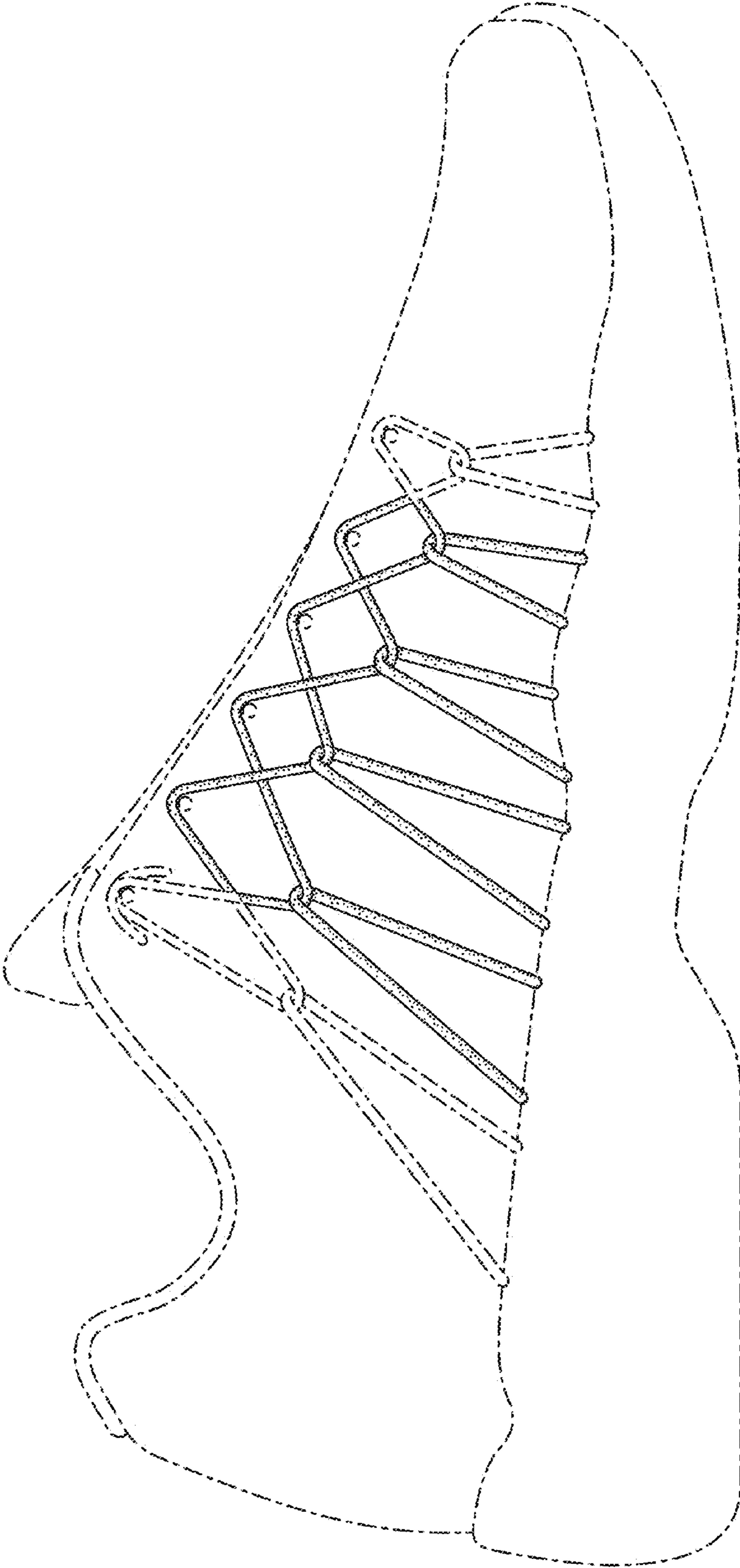


FIG. 4

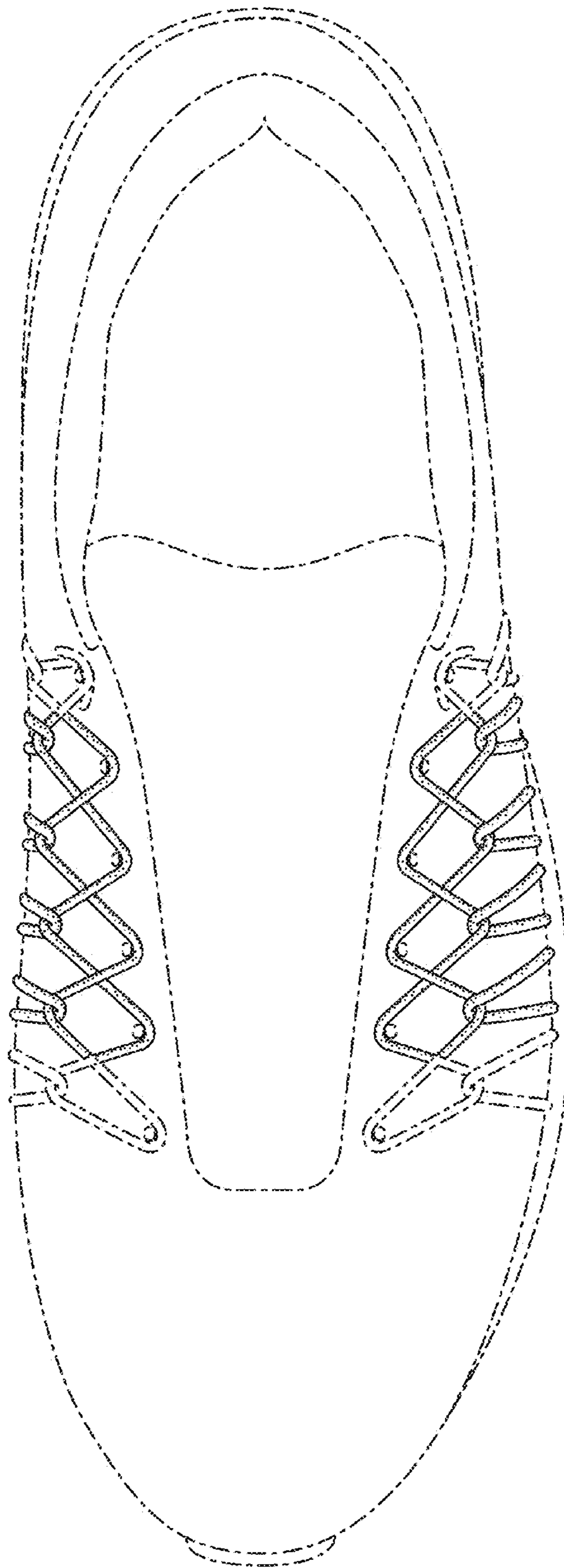


FIG. 5

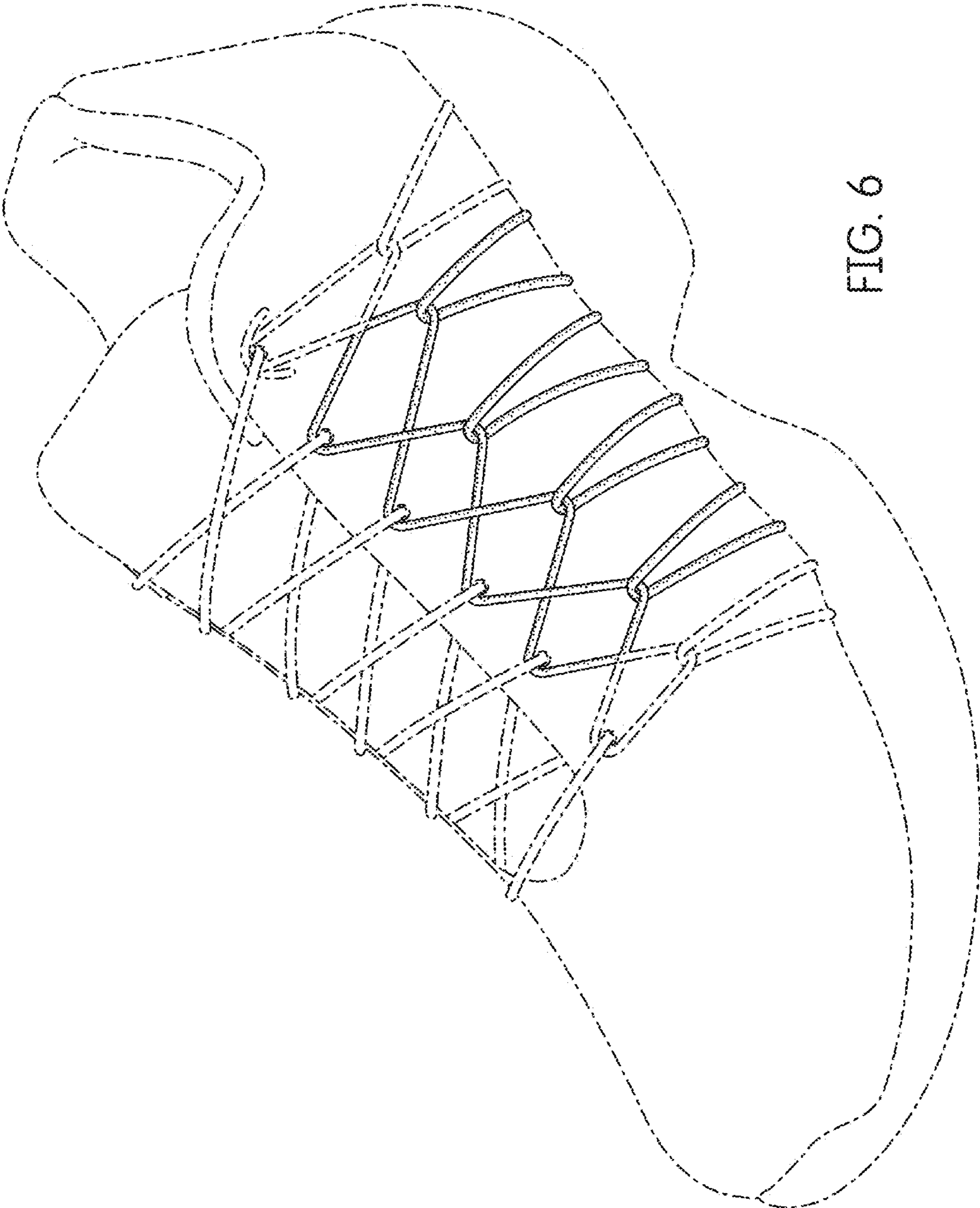


FIG. 6