



US00D740530S

(12) **United States Design Patent**  
**Truelsen**

(10) **Patent No.:** **US D740,530 S**

(45) **Date of Patent:** **\*\* Oct. 13, 2015**

(54) **SOLE**

(71) Applicant: **ECCO Sko A/S**, Bredebro (DK)

(72) Inventor: **Ejnar Truelsen**, Tonder (DK)

(73) Assignee: **ECCO SKO A/S** (DK)

(\*\*) Term: **14 Years**

(21) Appl. No.: **29/457,956**

(22) Filed: **Jun. 14, 2013**

(30) **Foreign Application Priority Data**

Dec. 18, 2012 (EM) ..... 002155382-0001

(51) **LOC (10) Cl.** ..... **02-04**

(52) **U.S. Cl.**  
USPC ..... **D2/953**; D2/951; D2/958

(58) **Field of Classification Search**  
USPC ..... D2/902, 906, 908, 916, 918, 925,  
D2/946-962, 977; 36/3 B, 22 R, 24.5, 25 R,  
36/28, 32 R, 34 R, 59 C, 67 A, 103  
See application file for complete search history.

(56) **References Cited**

**U.S. PATENT DOCUMENTS**

D299,681 S *	2/1989	Miller et al. ....	D2/957
D347,516 S *	6/1994	Foster ..... ..	D2/960
D358,929 S *	6/1995	Peterson ..... ..	D2/908
D433,790 S *	11/2000	Oliver ..... ..	D2/957
D450,914 S *	11/2001	Wilson ..... ..	D2/959
D461,946 S *	8/2002	Burt ..... ..	D2/951
D468,083 S *	1/2003	Morais ..... ..	D2/960
D476,799 S *	7/2003	Fuerst ..... ..	D2/957
D490,596 S *	6/2004	Belley et al. ....	D2/957
D499,536 S *	12/2004	Castleberry ..... ..	D2/960
D505,249 S *	5/2005	Urie ..... ..	D2/960
D509,345 S *	9/2005	Munns ..... ..	D2/957
D554,840 S *	11/2007	McClaskie ..... ..	D2/960

D564,192 S *	3/2008	Covatch ..... ..	D2/959
D564,741 S *	3/2008	Covatch ..... ..	D2/957
D566,938 S *	4/2008	Matis et al. ....	D2/957
D586,993 S *	2/2009	Banik et al. ....	D2/959
D591,946 S *	5/2009	St-Louis et al. ..	D2/957
D593,290 S *	6/2009	Chen ..... ..	D2/953
D603,151 S *	11/2009	Roundhouse ..... ..	D2/960
D605,839 S *	12/2009	Horton ..... ..	D2/959
D616,185 S *	5/2010	Butler ..... ..	D2/952
D626,735 S *	11/2010	McClaskie ..... ..	D2/959
D651,787 S *	1/2012	Mahoney ..... ..	D2/908
D655,902 S *	3/2012	Debiase ..... ..	D2/957
D662,695 S *	7/2012	McVicker et al. ..	D2/902
D671,718 S *	12/2012	McVicker et al. ..	D2/908
D683,117 S *	5/2013	Truelsen ..... ..	D2/953
D688,035 S *	8/2013	Recchi et al. ....	D2/957
D695,505 S *	12/2013	Hansen ..... ..	D2/960
D703,931 S *	5/2014	Bikowski ..... ..	D2/957
D717,033 S *	11/2014	Law et al. ....	D2/957
D717,527 S *	11/2014	Truelsen ..... ..	D2/951
2010/0088929 A1 *	4/2010	Comoli ..... ..	36/103

\* cited by examiner

*Primary Examiner* — T. Chase Nelson

(74) *Attorney, Agent, or Firm* — Cantor Colburn LLP

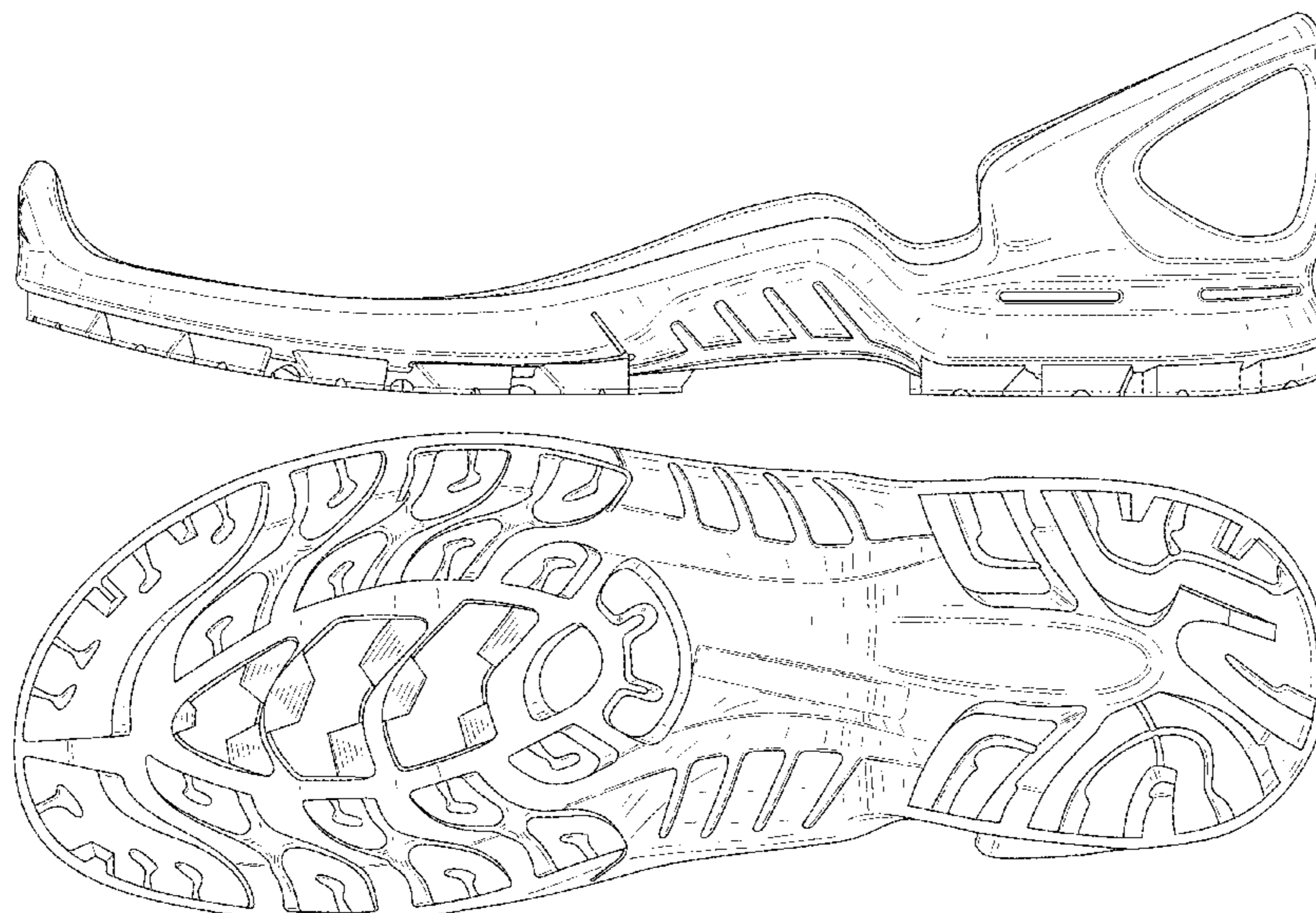
(57) **CLAIM**

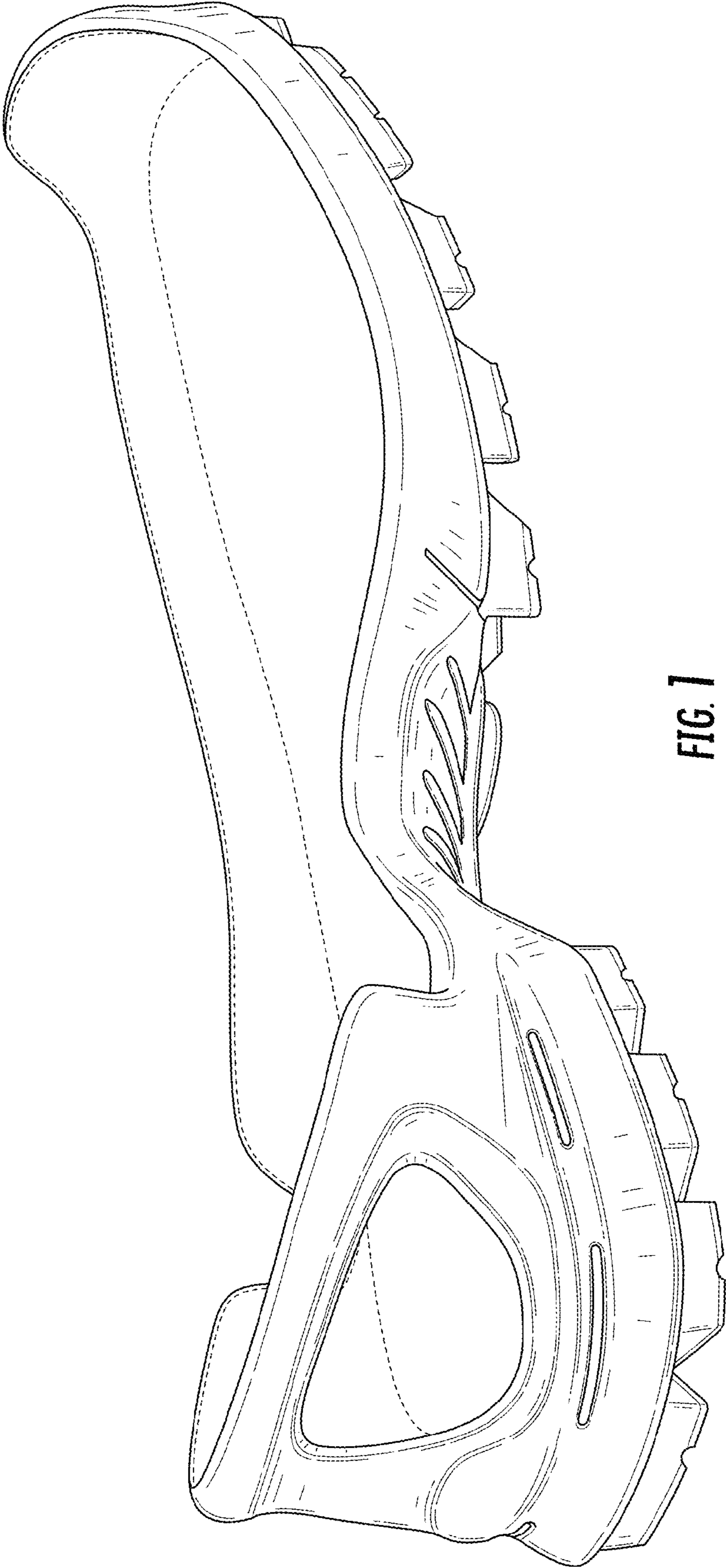
The ornamental design for a sole, substantially as shown.

**DESCRIPTION**

FIG. 1 is a rear, top, left-hand side perspective view of a sole comprising a new, original and ornamental design;  
FIG. 2 is a top view thereof;  
FIG. 3 is a right-hand side view thereof;  
FIG. 4 is a left-hand side view thereof,  
FIG. 5 is a front view thereof,  
FIG. 6 is a bottom view thereof; and,  
FIG. 7 is a rear view thereof.  
Portions shown in broken lines form no part of the claimed design.

**1 Claim, 7 Drawing Sheets**





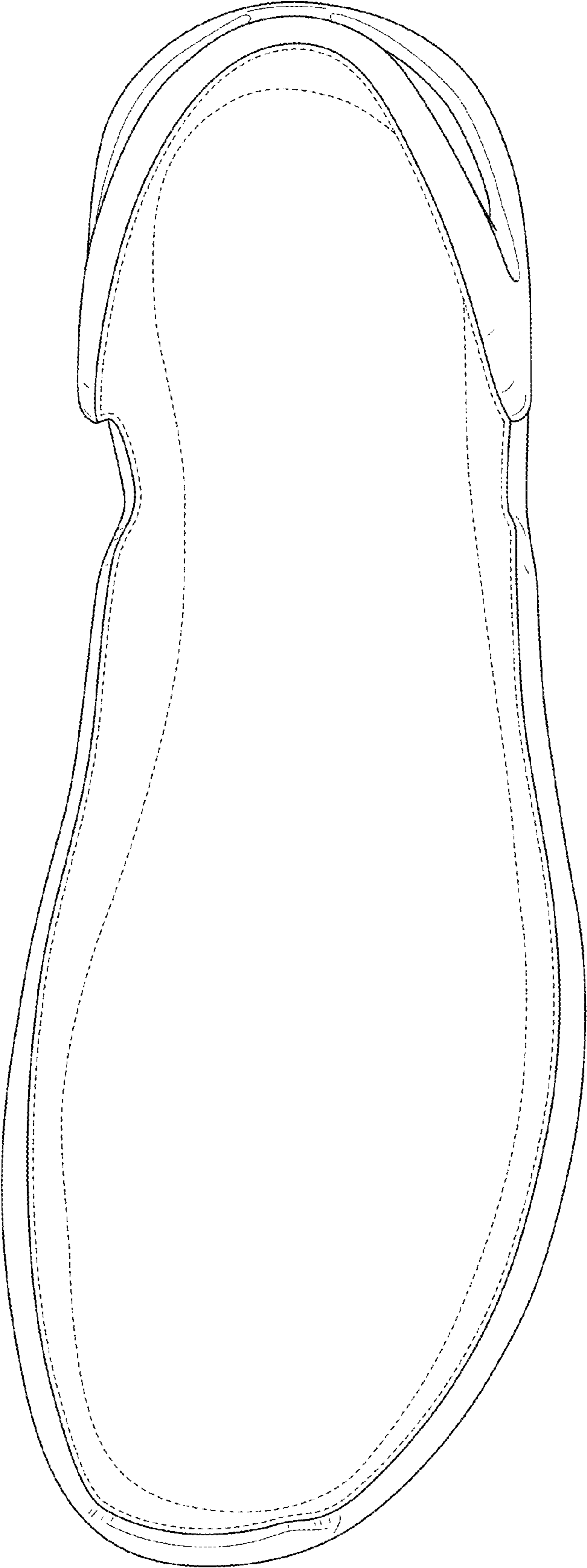


FIG. 2

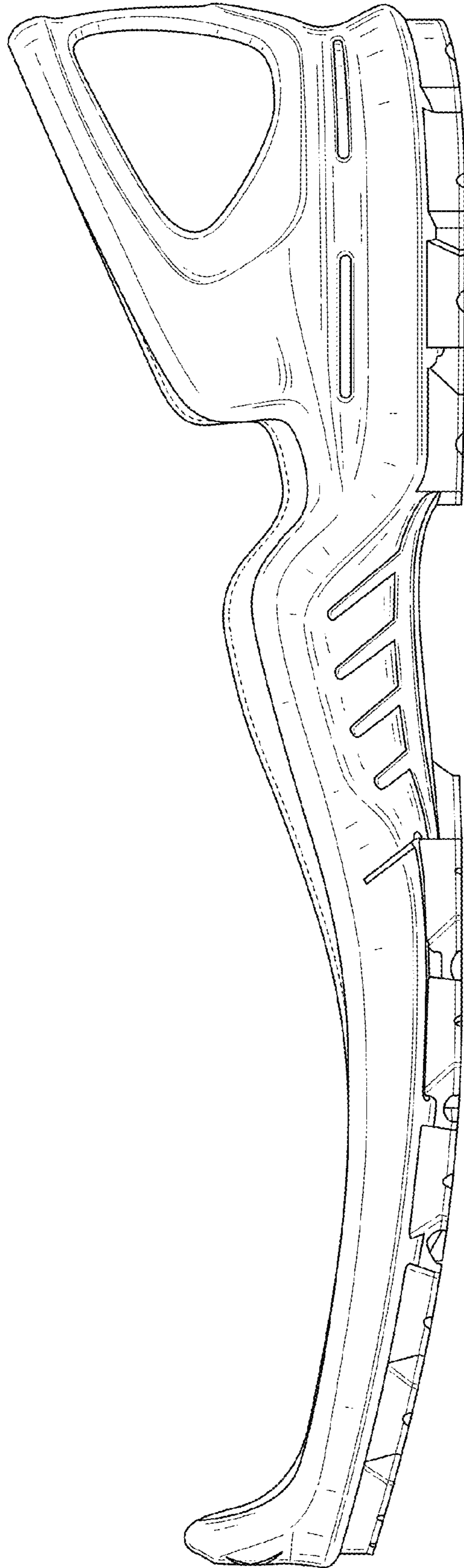


FIG. 3

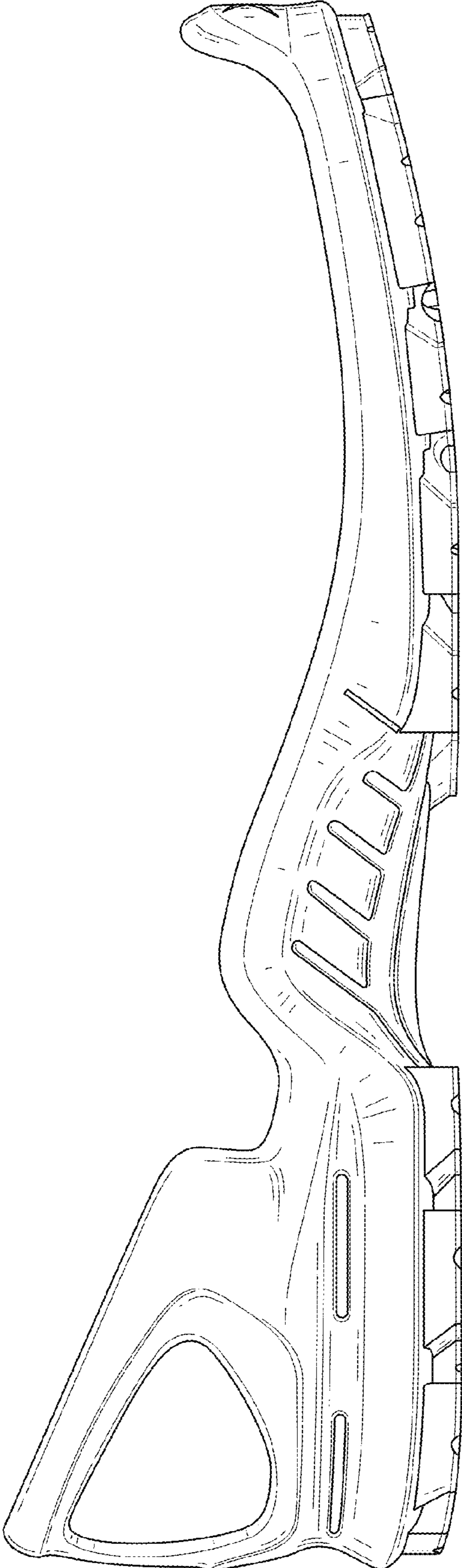


FIG. 4

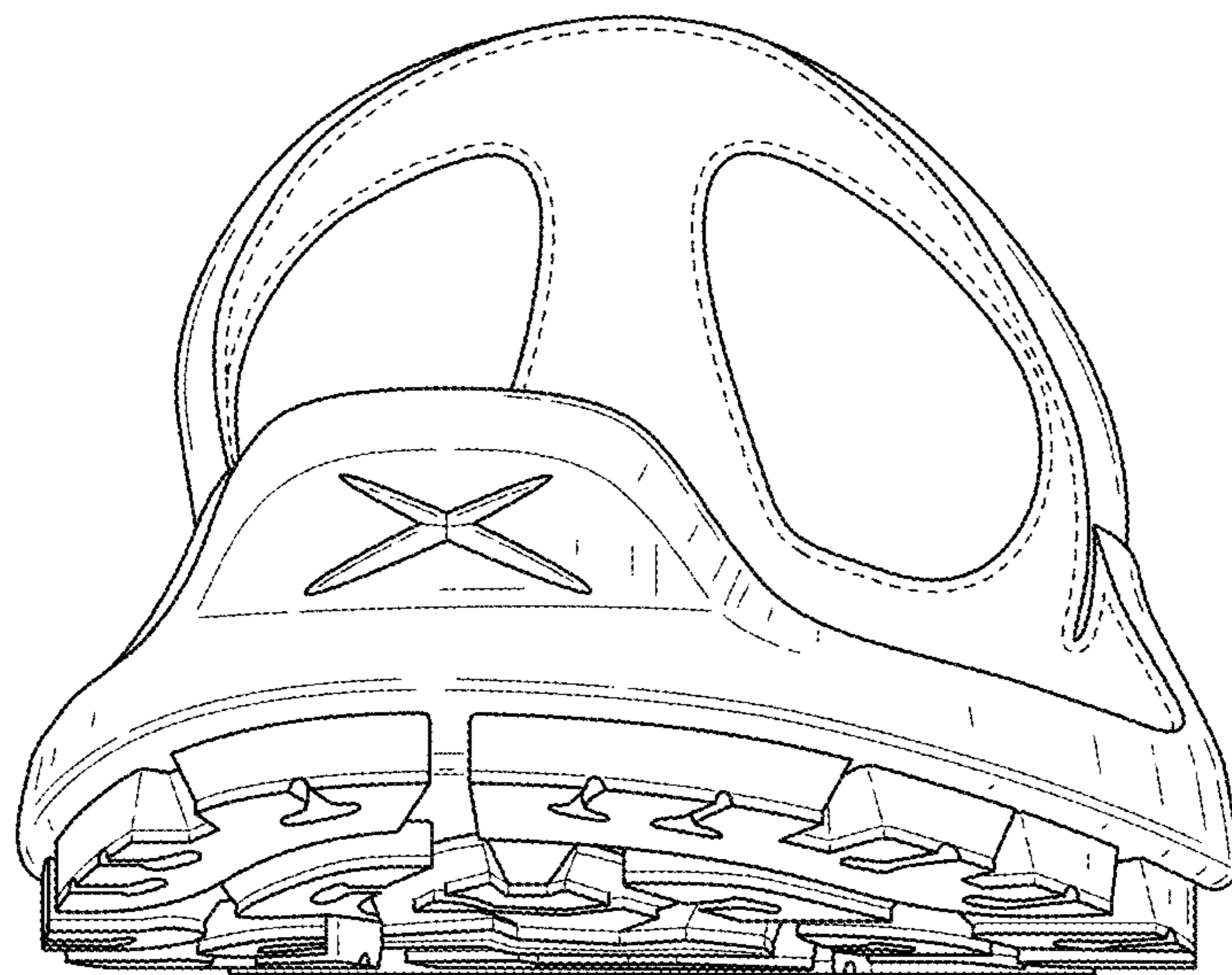
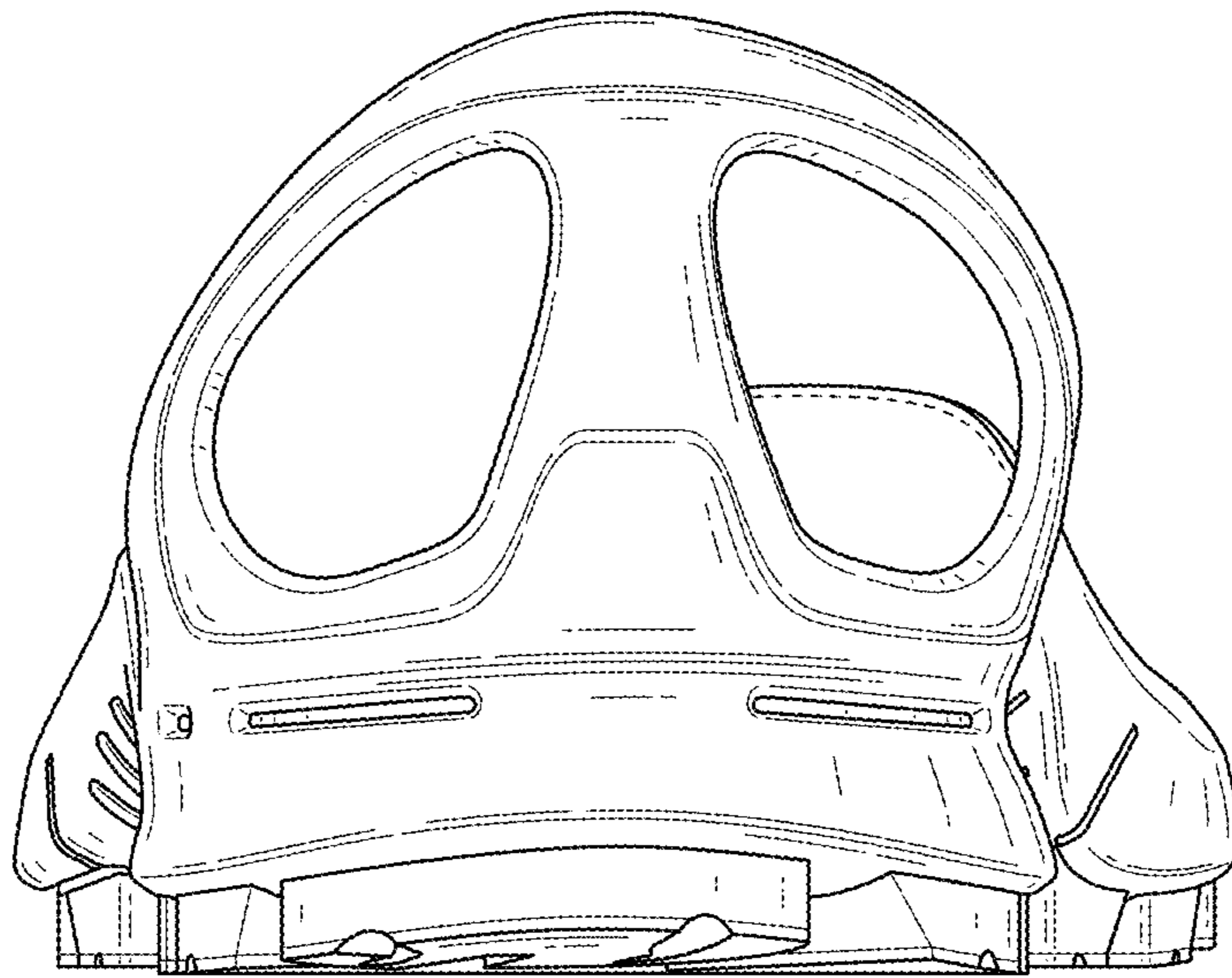


FIG. 5



FIG. 6



**FIG. 7**