



US00D740529S

(12) **United States Design Patent**
Bikowski

(10) **Patent No.:** **US D740,529 S**
(45) **Date of Patent:** **** Oct. 13, 2015**

(54) **SOLE**

(71) Applicant: **ECCO Sko A/S**, Bredebro (DK)

(72) Inventor: **Andrzej Bikowski**, Harrislee (DE)

(73) Assignee: **ECCO SKO A/S** (DK)

(**) Term: **14 Years**

(21) Appl. No.: **29/457,967**

(22) Filed: **Jun. 14, 2013**

(30) **Foreign Application Priority Data**

Dec. 18, 2012 (EM) 002155382-0014

(51) **LOC (10) Cl.** **02-04**

(52) **U.S. Cl.**
USPC **D2/951; D2/953; D2/954; D2/957;**
D2/960

(58) **Field of Classification Search**
USPC D2/902, 906, 908, 916, 918, 925,
D2/946-962, 977; 36/3 B, 22 R, 24.5, 25 R,
36/28, 32 R, 34 R, 59 C, 67 A, 103
See application file for complete search history.

(56) **References Cited**

U.S. PATENT DOCUMENTS

D247,831 S *	5/1978	Famolare, Jr.	D2/955
D256,179 S *	8/1980	Famolare, Jr.	D2/955
D262,327 S *	12/1981	Foster	D2/955
D401,746 S *	12/1998	Brooks et al.	D2/960
6,354,022 B2 *	3/2002	Gelsomini	36/127
D468,517 S *	1/2003	Recchi et al.	D2/954

D481,527 S *	11/2003	Matis et al.	D2/955
D489,883 S *	5/2004	McClaskie	D2/954
D490,224 S *	5/2004	McClaskie	D2/954
D551,434 S *	9/2007	Nakano	D2/955
D578,283 S *	10/2008	Duffy	D2/955
D580,140 S *	11/2008	Duffy	D2/954
D595,484 S *	7/2009	Purdom et al.	D2/907
D611,236 S *	3/2010	Dombrow	D2/954
D634,527 S *	3/2011	Butler	D2/954
D640,044 S *	6/2011	Badegruber	D2/951
D657,941 S *	4/2012	Bramani et al.	D2/902
D659,361 S *	5/2012	Jolicoeur	D2/953
D661,882 S *	6/2012	Raysse	D2/954
D679,077 S *	4/2013	Haimerl	D2/951
2014/0325871 A1 *	11/2014	Price et al.	36/28
2014/0325876 A1 *	11/2014	Dodge et al.	36/103

* cited by examiner

Primary Examiner — T. Chase Nelson

(74) *Attorney, Agent, or Firm* — Cantor Colburn LLP

(57) **CLAIM**

The ornamental design for a sole, substantially as shown.

DESCRIPTION

FIG. 1 is a rear, top, left-hand side perspective view of a sole comprising a new, original and ornamental design;
FIG. 2 is a top view thereof;
FIG. 3 is a right-hand side view thereof;
FIG. 4 is a left-hand side view thereof;
FIG. 5 is a front view thereof;
FIG. 6 is a bottom view thereof; and,
FIG. 7 is a rear view thereof.
Portions shown in broken lines form no part of the claimed subject matter.

1 Claim, 5 Drawing Sheets

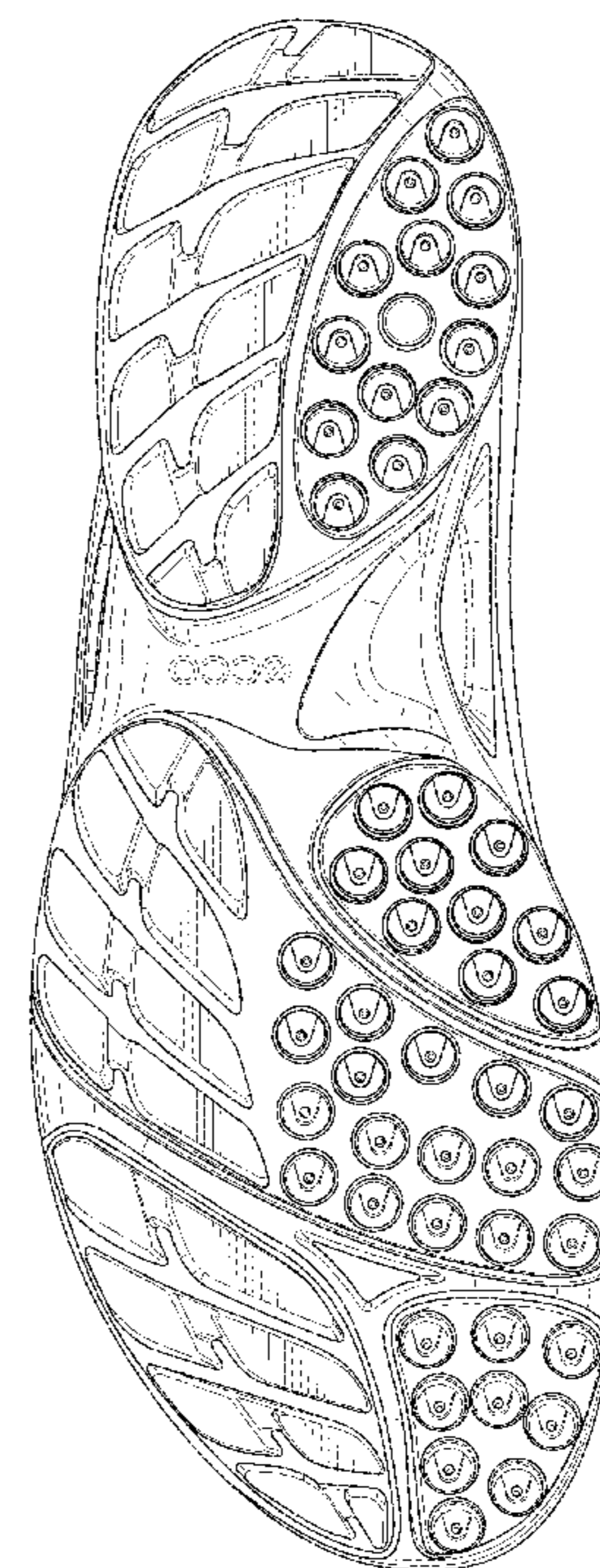
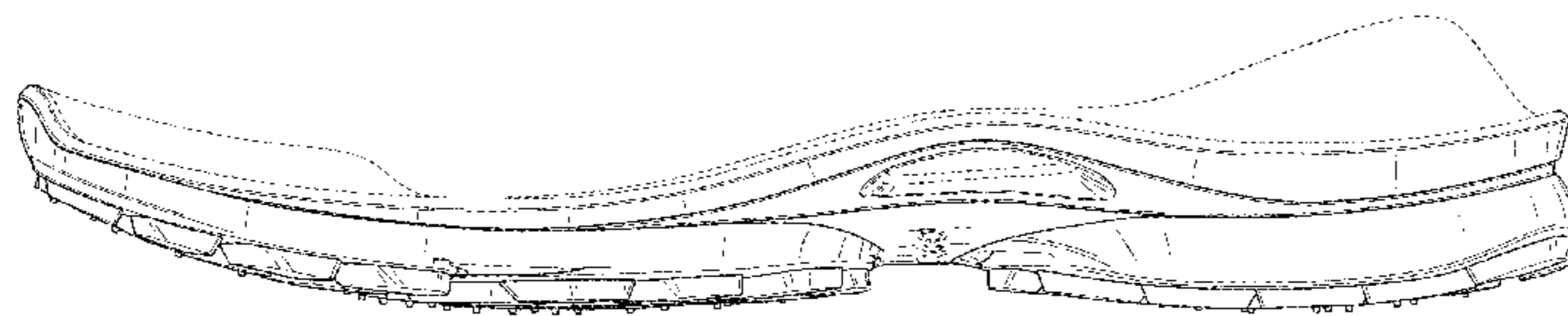




FIG. 1

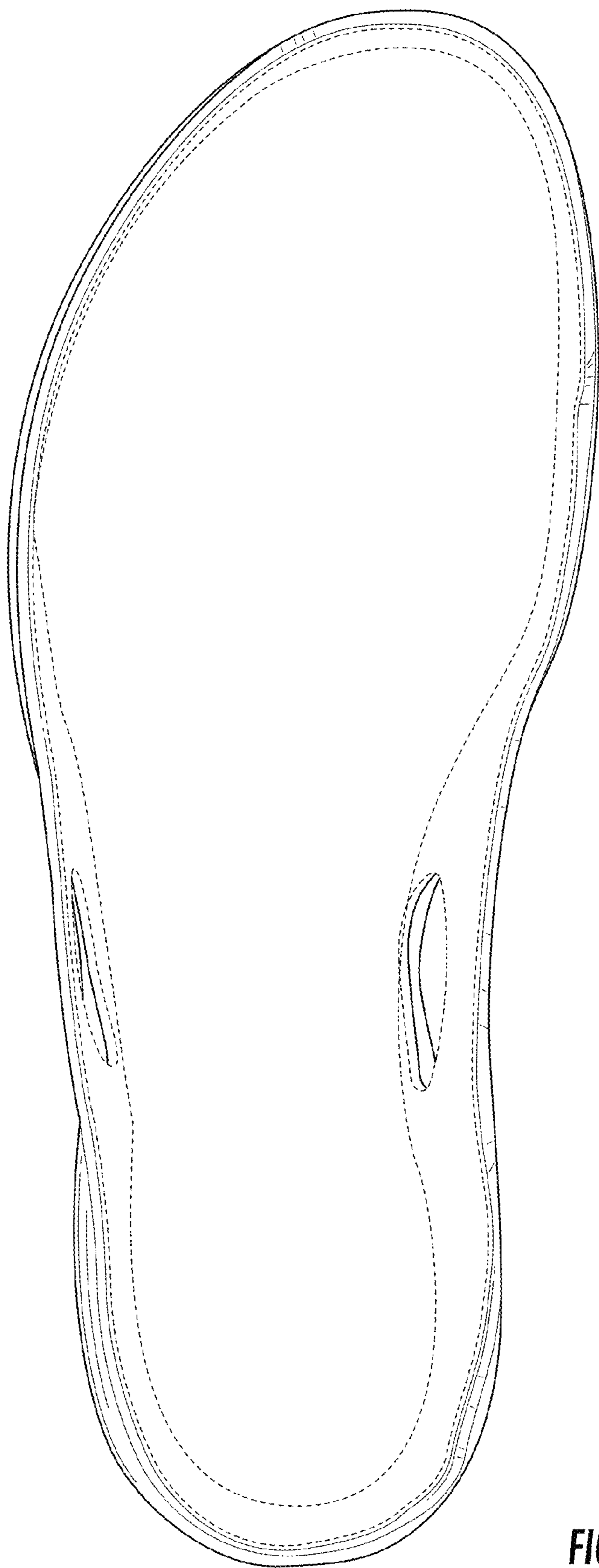


FIG. 2

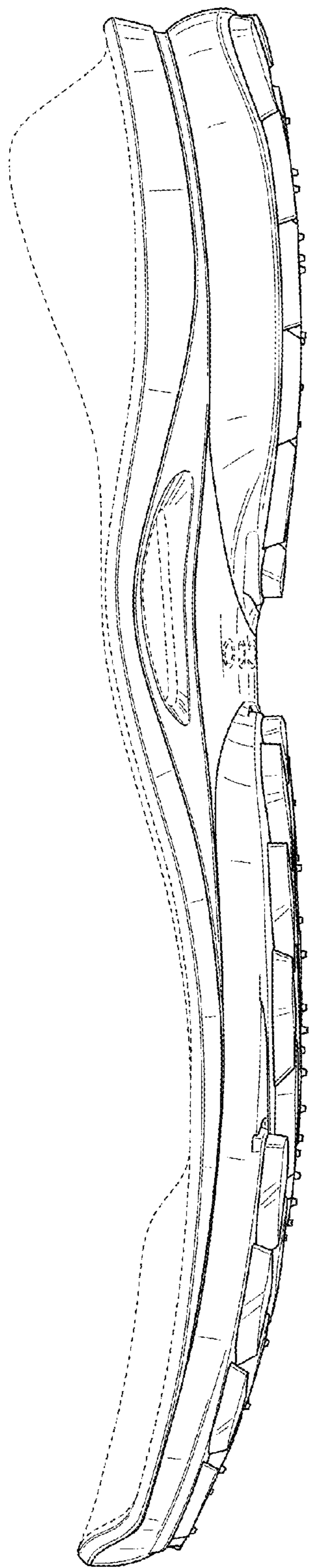


FIG. 3

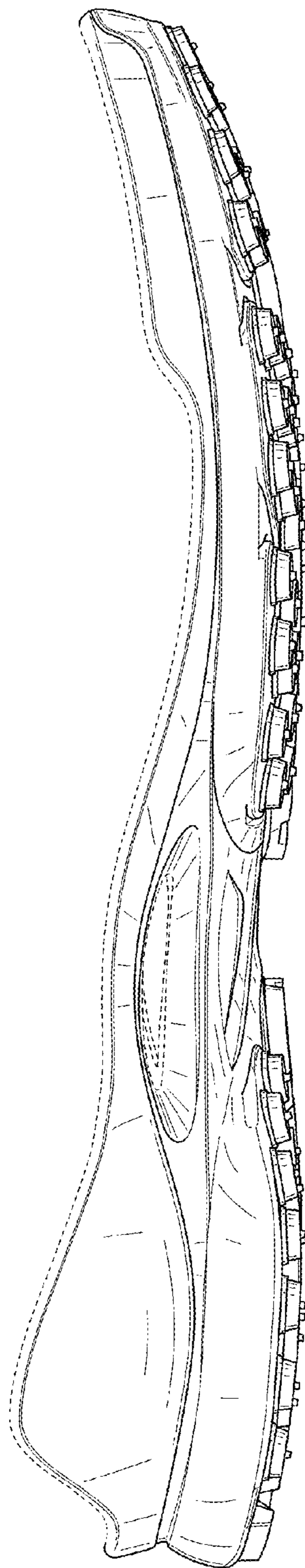


FIG. 4

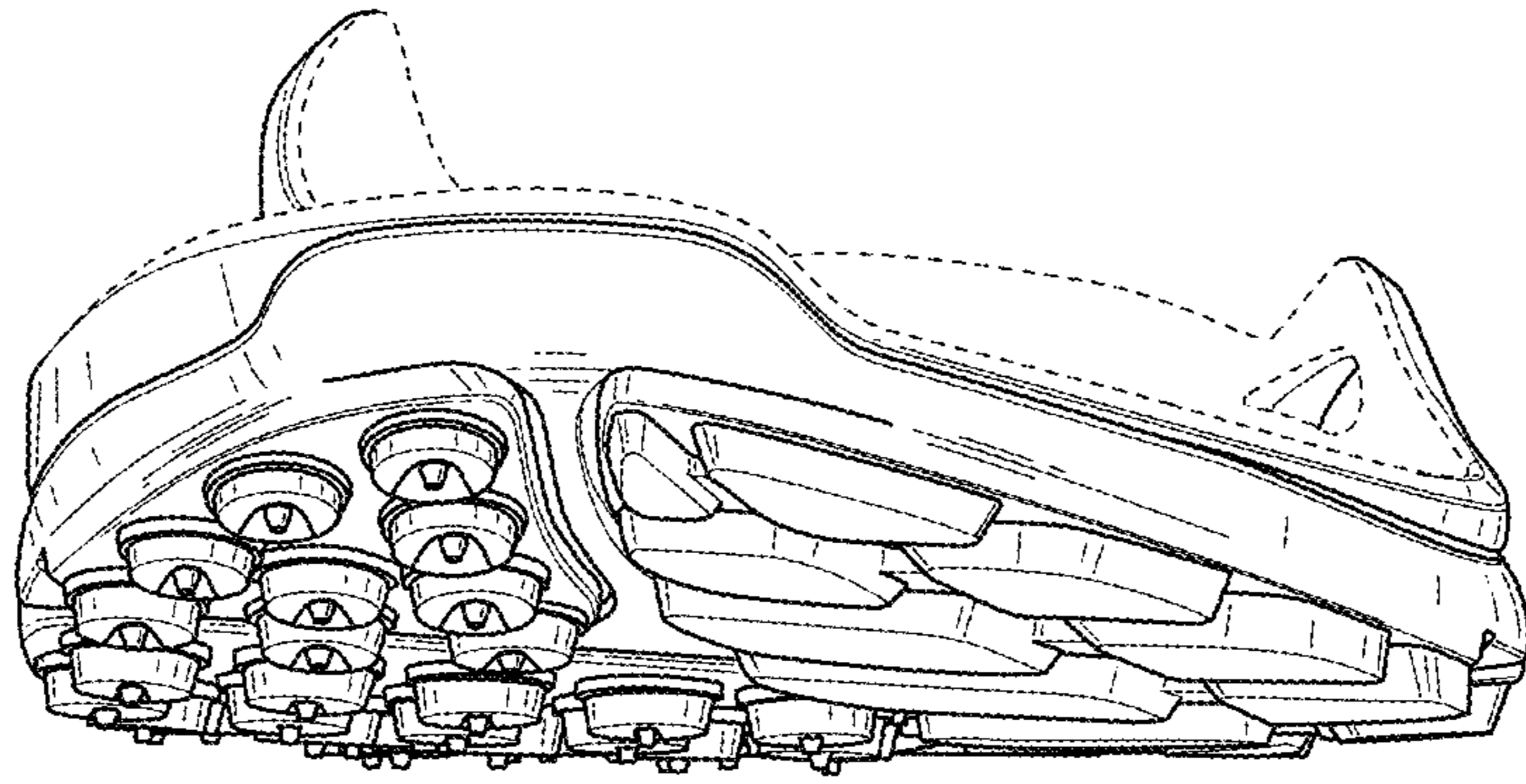


FIG. 5

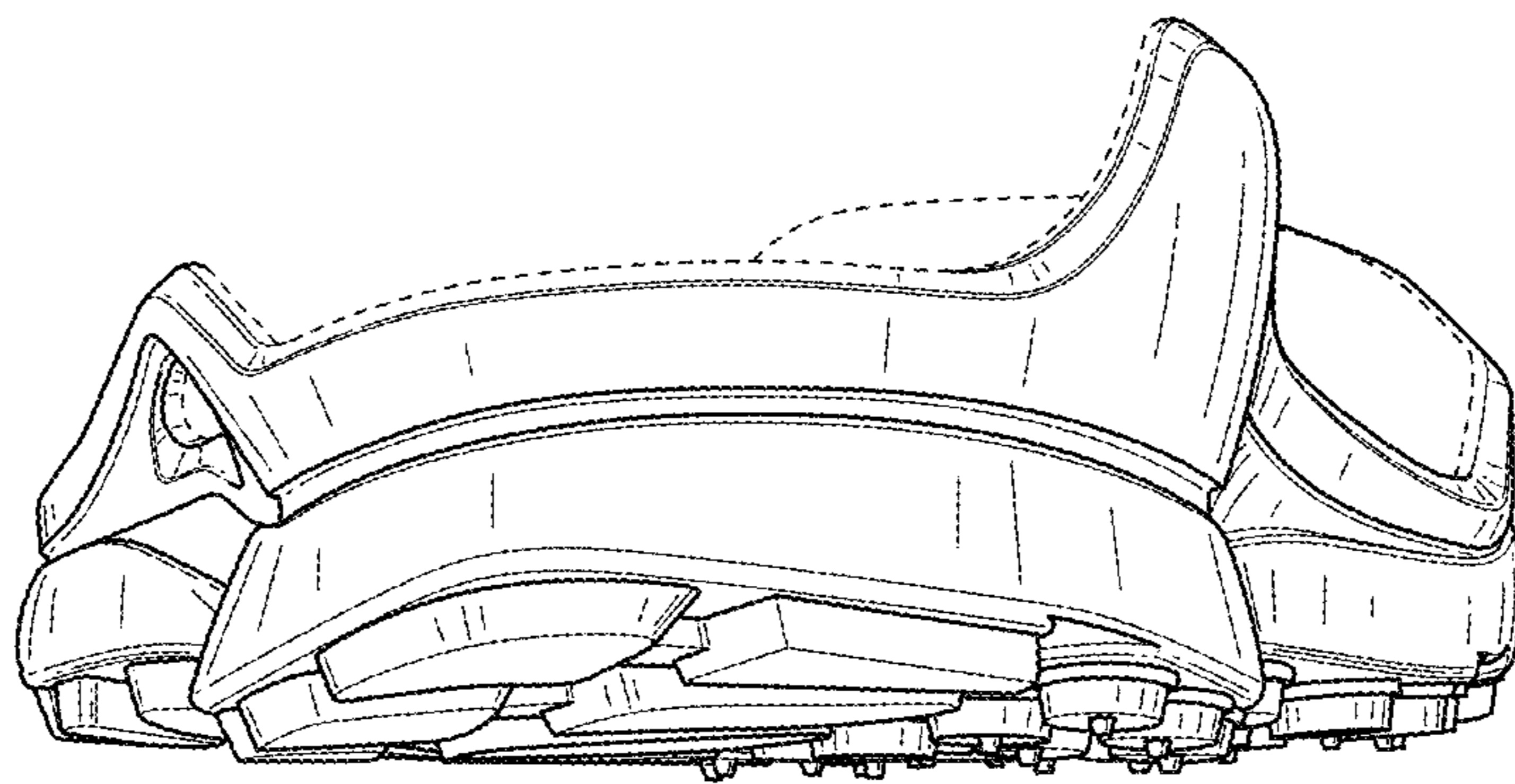


FIG. 7

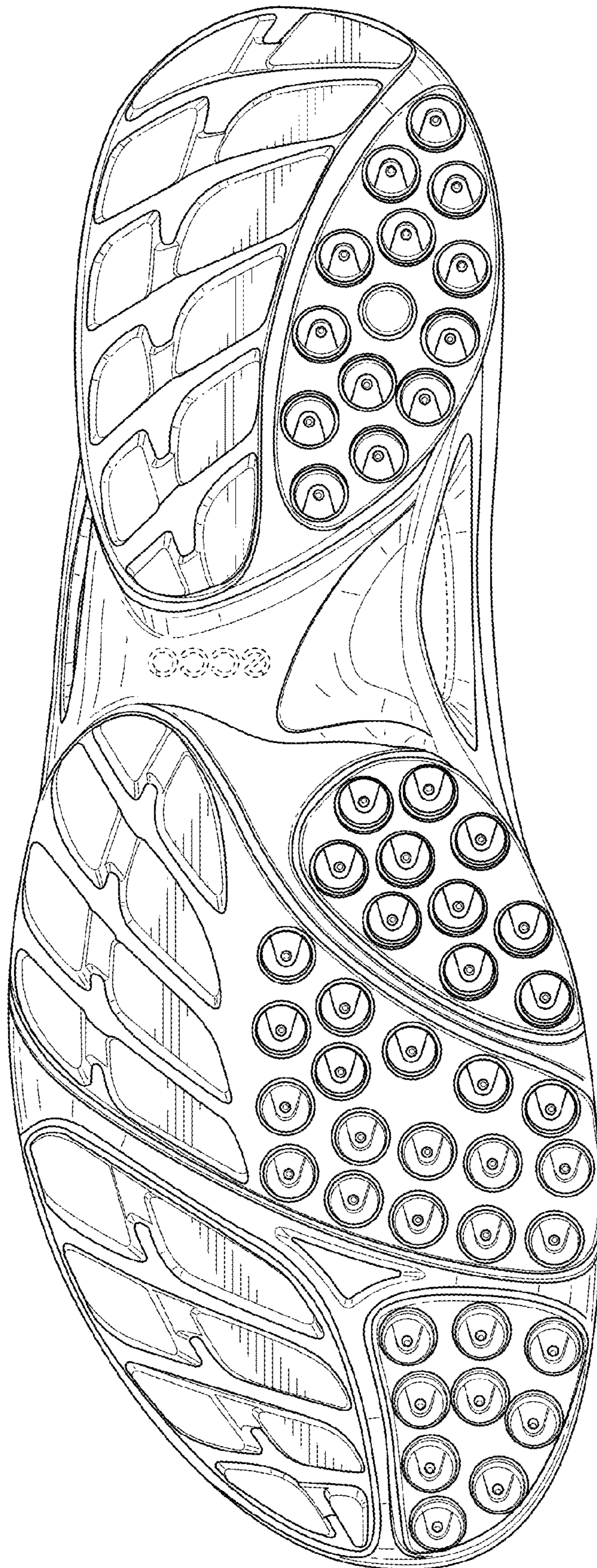


FIG. 6