



US00D740527S

(12) **United States Design Patent**  
**Plummer**

(10) **Patent No.:** **US D740,527 S**  
(45) **Date of Patent:** **\*\* Oct. 13, 2015**

(54) **SHOE LACE POUCH**

FOREIGN PATENT DOCUMENTS

(71) Applicant: **Calvin E. Plummer**, East Orange, NJ  
(US)

KR 300512616 \* 11/2008

\* cited by examiner

(72) Inventor: **Calvin E. Plummer**, East Orange, NJ  
(US)

*Primary Examiner* — Derrick Holland

*Assistant Examiner* — Janice Lim

(\*\*) Term: **14 Years**

(74) *Attorney, Agent, or Firm* — Paul R. Gauer

(21) Appl. No.: **29/442,725**

(57) **CLAIM**

The ornamental design for a shoe lace pouch, as shown and described.

(22) Filed: **Apr. 29, 2013**

(51) **LOC (10) Cl.** ..... **02-04**

(52) **U.S. Cl.**  
USPC ..... **D2/946**

**DESCRIPTION**

(58) **Field of Classification Search**  
USPC ..... D2/905, 946; 36/1, 114, 136; 40/636  
See application file for complete search history.

(56) **References Cited**


U.S. PATENT DOCUMENTS

4,630,383	A *	12/1986	Gamm	.....	36/136
5,094,016	A *	3/1992	DiVito	.....	36/136
5,311,679	A *	5/1994	Birch, Sr.	.....	36/136
6,000,111	A *	12/1999	Deskens et al.	.....	24/712.3
D507,861	S *	8/2005	Kim	.....	D2/946
6,988,298	B2 *	1/2006	Ternasky et al.	.....	24/712.3
7,000,337	B2 *	2/2006	Harrington	.....	36/132

FIG. 1 is a top perspective view of a shoe lace pouch, shown in use, showing my new design;  
FIG. 2 is a top perspective view thereof;  
FIG. 3 is a top plan view thereof;  
FIG. 4 is a bottom plan view thereof;  
FIG. 5 is a side view thereof;  
FIG. 6 is a front view thereof; and,  
FIG. 7 is a rear view thereof.

The broken line portions of FIG. 1 are included to show unclaimed environmental subject matter only and form no part of the claimed design.

**1 Claim, 4 Drawing Sheets**



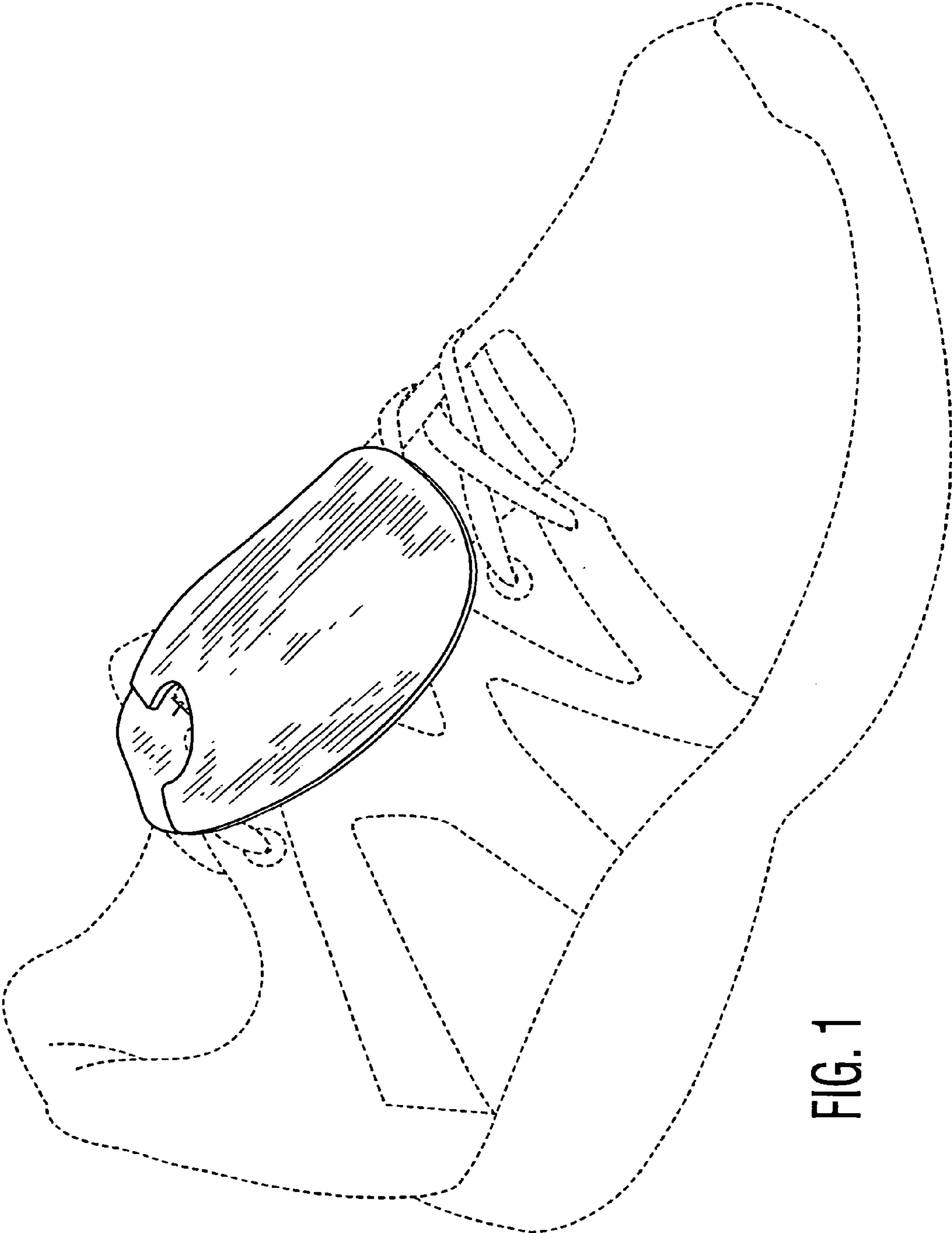


FIG. 1

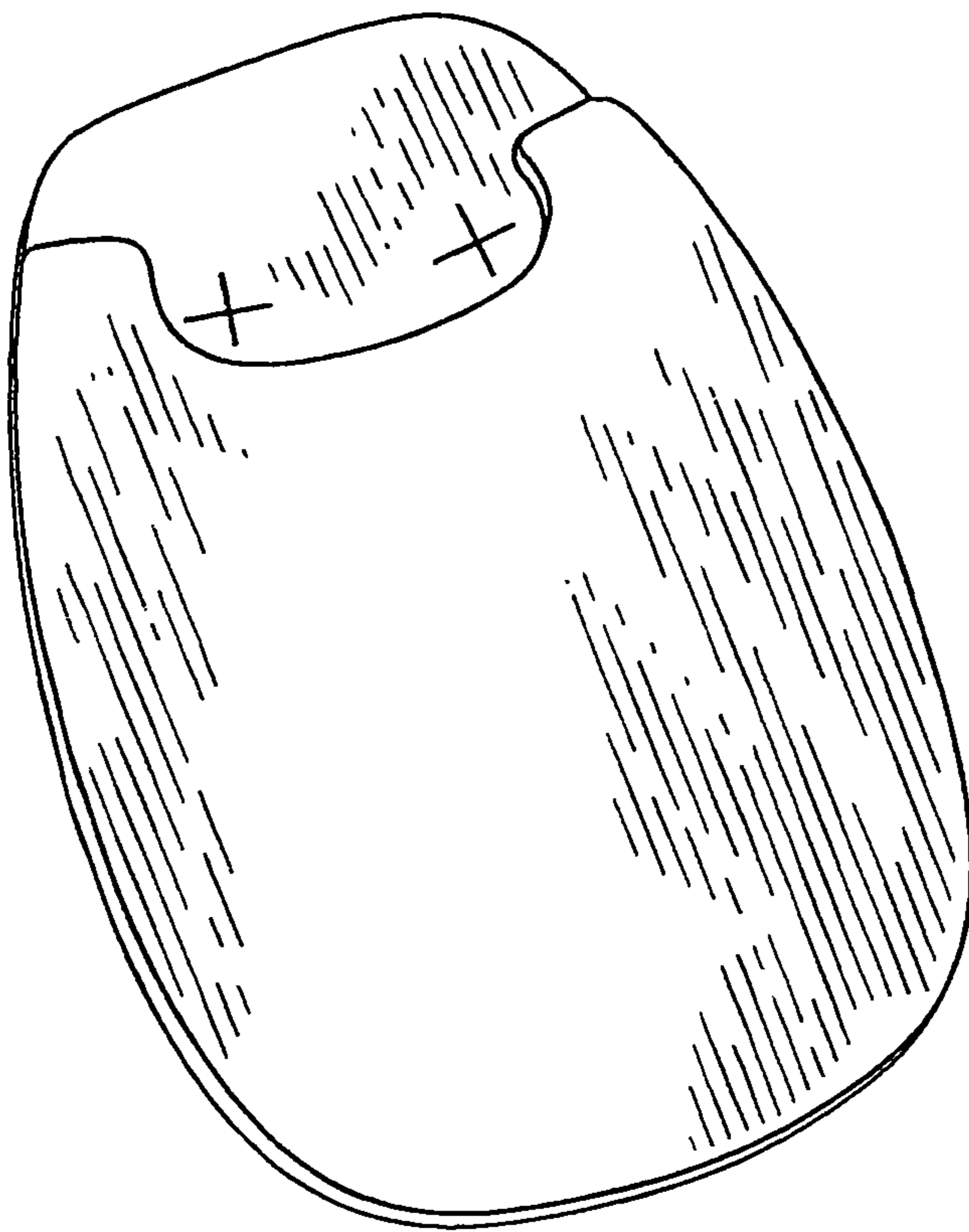


FIG. 2

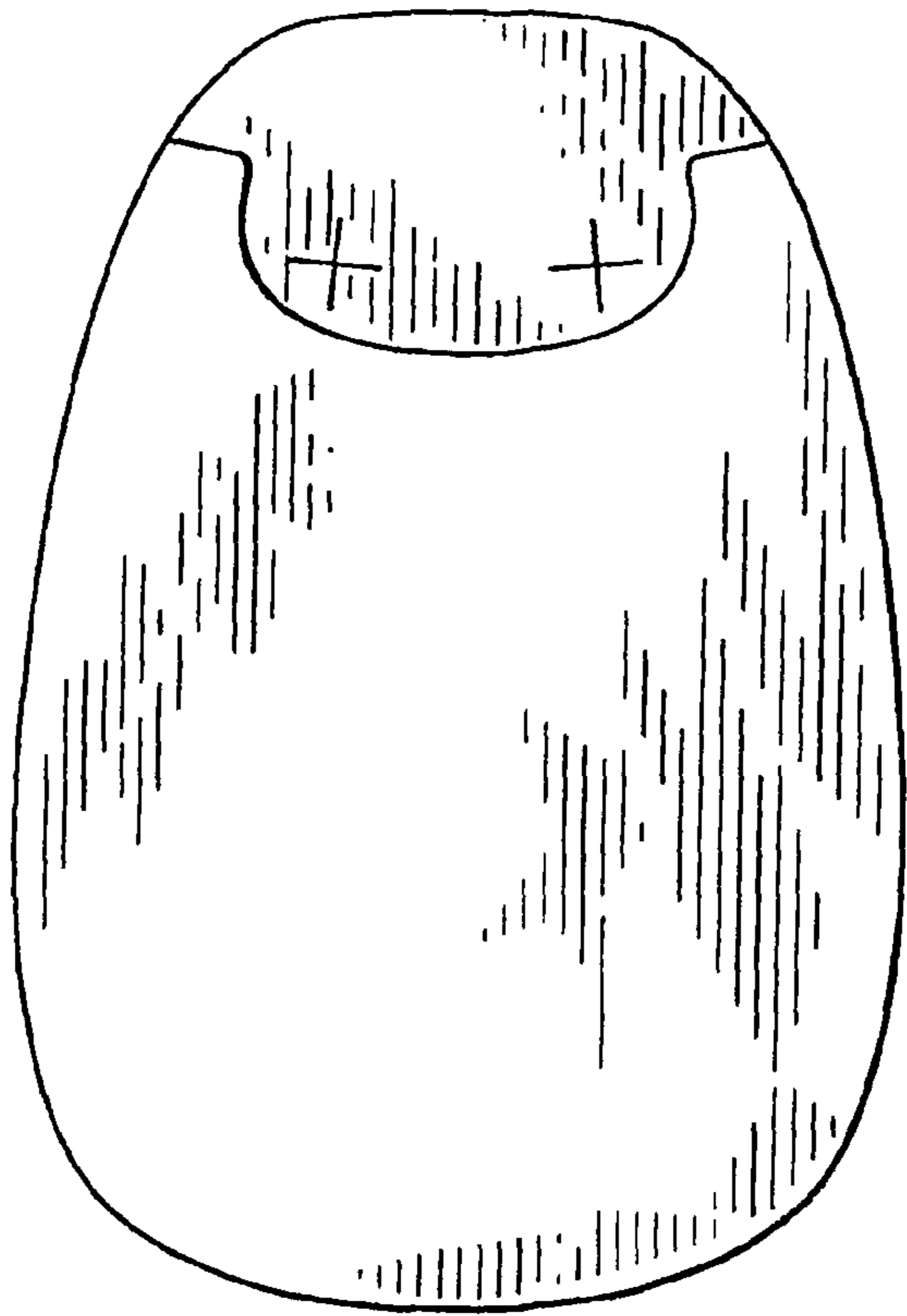


FIG. 3

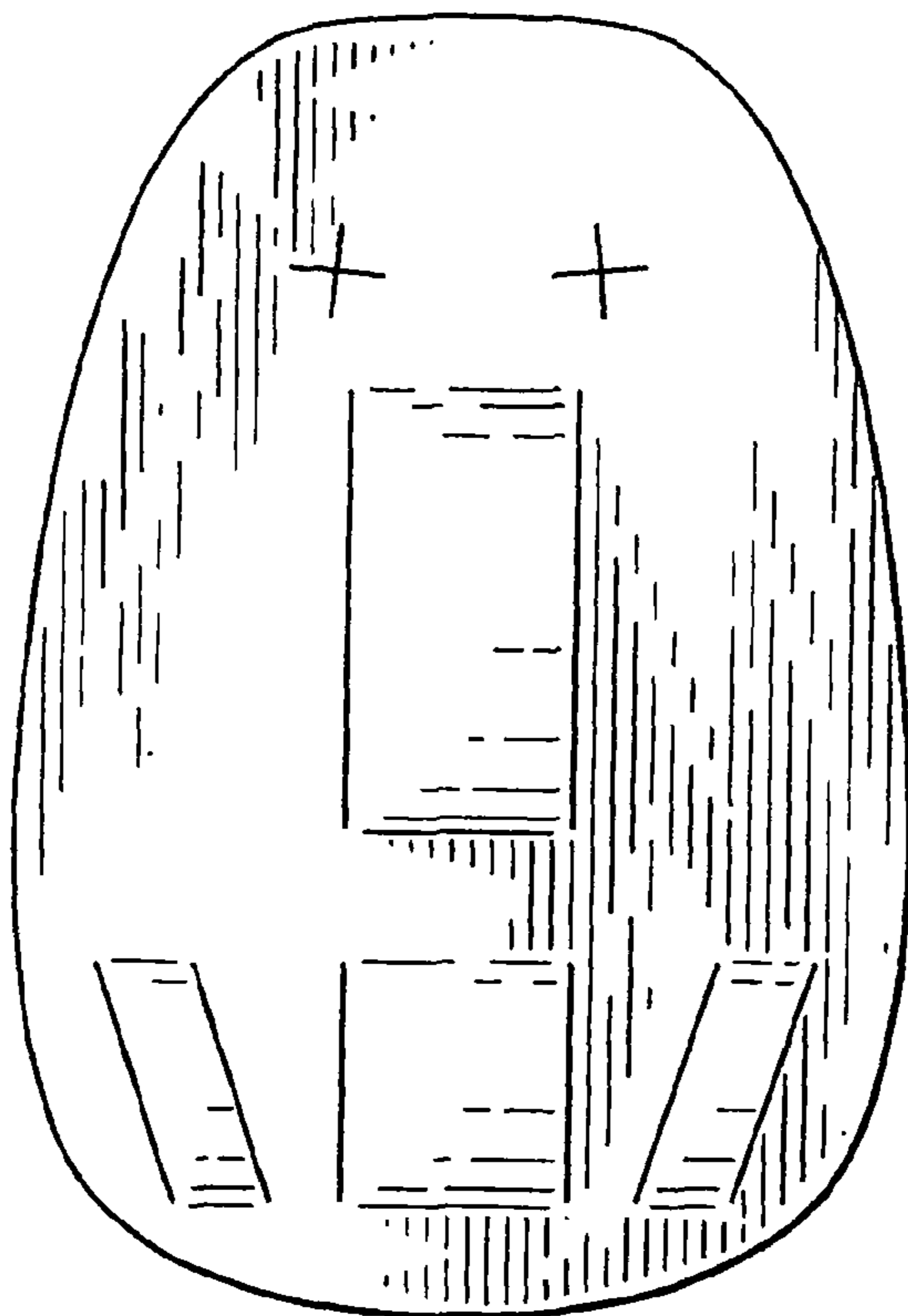


FIG. 4



FIG. 5



FIG. 6



FIG. 7