



US00D740500S

(12) **United States Design Patent**  
**Wickens**

(10) **Patent No.:** **US D740,500 S**  
(45) **Date of Patent:** **\*\* Oct. 6, 2015**

(54) **FLAT BONE SHAPED DOG BALANCE PLATFORM**

(71) Applicant: **BALL DYNAMICS INTERNATIONAL, LLC**, Longmont, CO (US)

(72) Inventor: **Krista M. Wickens**, Ogden, UT (US)

(73) Assignee: **BALL DYNAMICS INTERNATIONAL, LLC**, Longmont, CO (US)

(\*\*) Term: **14 Years**

(21) Appl. No.: **29/472,449**

(22) Filed: **Nov. 12, 2013**

(51) **LOC (10) Cl.** ..... **30-99**

(52) **U.S. Cl.**  
USPC ..... **D30/160**

(58) **Field of Classification Search**  
USPC ..... D30/160; D1/106, 199; D6/582-583, D6/588, 592, 597, 601; D21/686, 685, D21/670-671; 119/702, 706-711, 28.5, 119/753-754, 757; D24/193-195, 214  
See application file for complete search history.

(56) **References Cited**

**U.S. PATENT DOCUMENTS**

D312,515 S *	11/1990	Hall	.....	D30/160
D338,797 S *	8/1993	Huls	.....	D6/601
D340,491 S *	10/1993	Nass	.....	D30/160
D375,610 S *	11/1996	Loring	.....	D30/160
D401,761 S *	12/1998	Sandmann et al.	.....	D3/238
D422,761 S *	4/2000	Zalevsky	.....	D30/160
D476,808 S *	7/2003	Carr	.....	D3/271.2
D486,621 S *	2/2004	Speck et al.	.....	D1/199
D487,327 S *	3/2004	Andersen et al.	.....	D1/199
D490,965 S *	6/2004	Lawrenson	.....	D1/106

D550,996 S *	9/2007	Edwards	.....	D6/518
D551,977 S *	10/2007	Daniels	.....	D9/456
7,343,878 B2 *	3/2008	Ritchey et al.	.....	119/707
D578,714 S *	10/2008	Rutherford	.....	D30/160
D617,059 S *	6/2010	Akrey	.....	D30/154
D620,226 S *	7/2010	Adkins	.....	D1/106
D631,636 S *	2/2011	Hague	.....	D1/106
D634,506 S *	3/2011	de Socio	.....	D1/199
D641,248 S *	7/2011	Steger et al.	.....	D9/607
D657,924 S *	4/2012	Soegaard	.....	D30/160
D671,599 S *	11/2012	Herndon	.....	D30/160
D689,618 S *	9/2013	Valderrama et al.	.....	D24/194

**OTHER PUBLICATIONS**

J/Fit Contoured Balance Disc [http://www.amazon.com/Contoured-Balance-Disc-15x11-2-Inch/dp/B00B95AGG8/ref=sr\\_1\\_1?ie=UTF8&qid=1390935895&sr=8-1&keywords=J-Fit+Contoured+Balance+Cushion](http://www.amazon.com/Contoured-Balance-Disc-15x11-2-Inch/dp/B00B95AGG8/ref=sr_1_1?ie=UTF8&qid=1390935895&sr=8-1&keywords=J-Fit+Contoured+Balance+Cushion); accessed on the Internet Jan. 28, 2014, 1 page.

(Continued)

*Primary Examiner* — Cathy Anne MacCormac  
(74) *Attorney, Agent, or Firm* — Robert G. Crouch; Marsh Fischmann & Breyfogle LLP

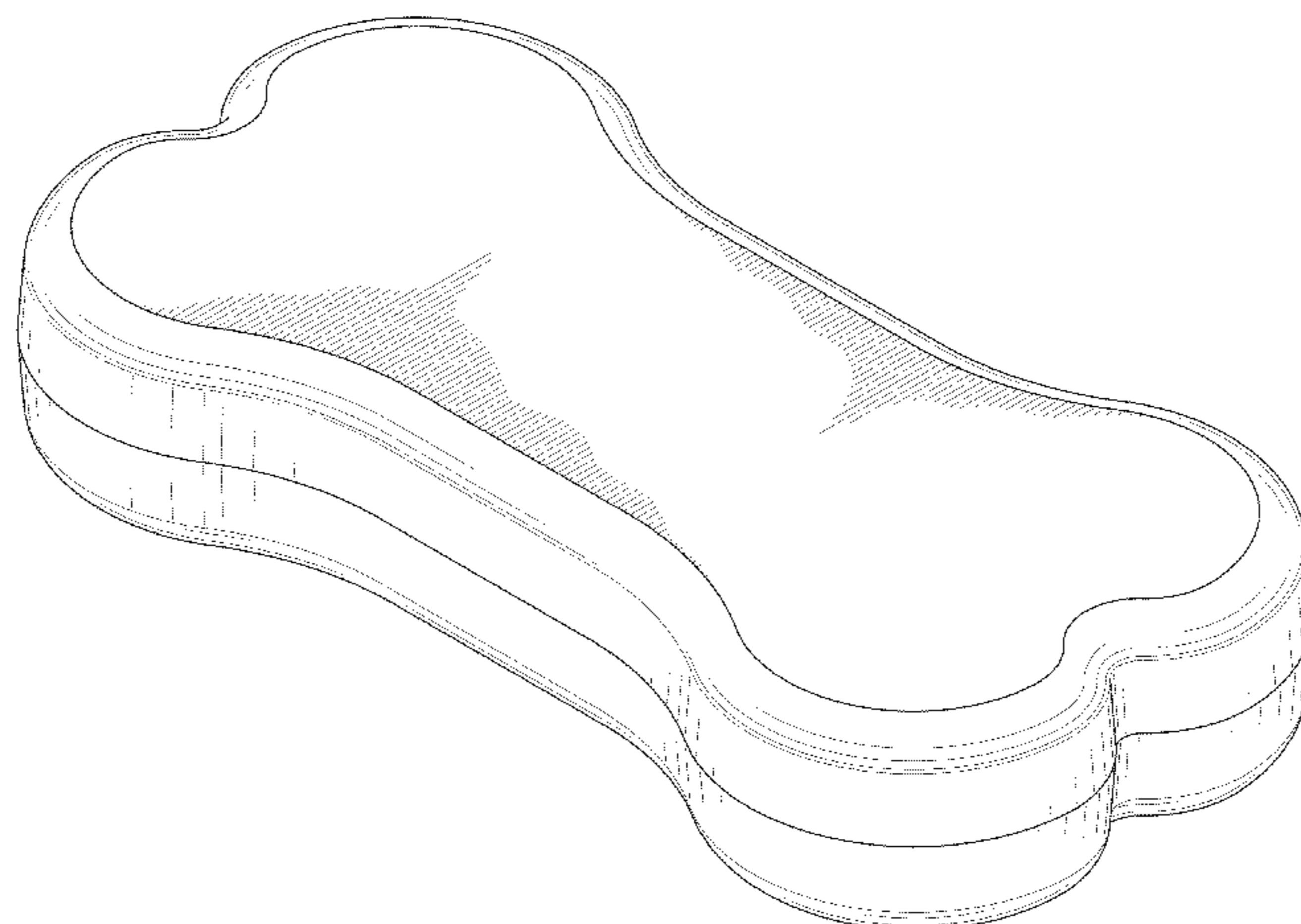
(57) **CLAIM**

The ornamental design for a flat bone shaped dog balance platform, as shown and described.

**DESCRIPTION**

FIG. 1 is a top perspective view of a flat bone shaped dog balance platform incorporating my new design; FIG. 2 is a bottom perspective view thereof; FIG. 3 is a left side view thereof, with the right side view being identical thereto; FIG. 4 is a front view thereof, with the rear view being identical thereto; FIG. 5 is a top view thereof; and, FIG. 6 is a bottom view thereof.

**1 Claim, 6 Drawing Sheets**



(56)

**References Cited**

OTHER PUBLICATIONS

J/Fit Contoured Balance Disc <http://www.wayfair.com/J-Fit-Contoured-Balance-Cushion-20-1290-L1364-K-FIT1450.html?efid=GX21919106580-FIT1450&device=c>

&ptid=22069774860&ci\_src=17588969&ci\_sku=FIT1450

&gclid=CP3R4vrL8r4CFScV7AodLzMAOA; accessed on the Internet Jan. 28, 2014, 8 pages.

\* cited by examiner

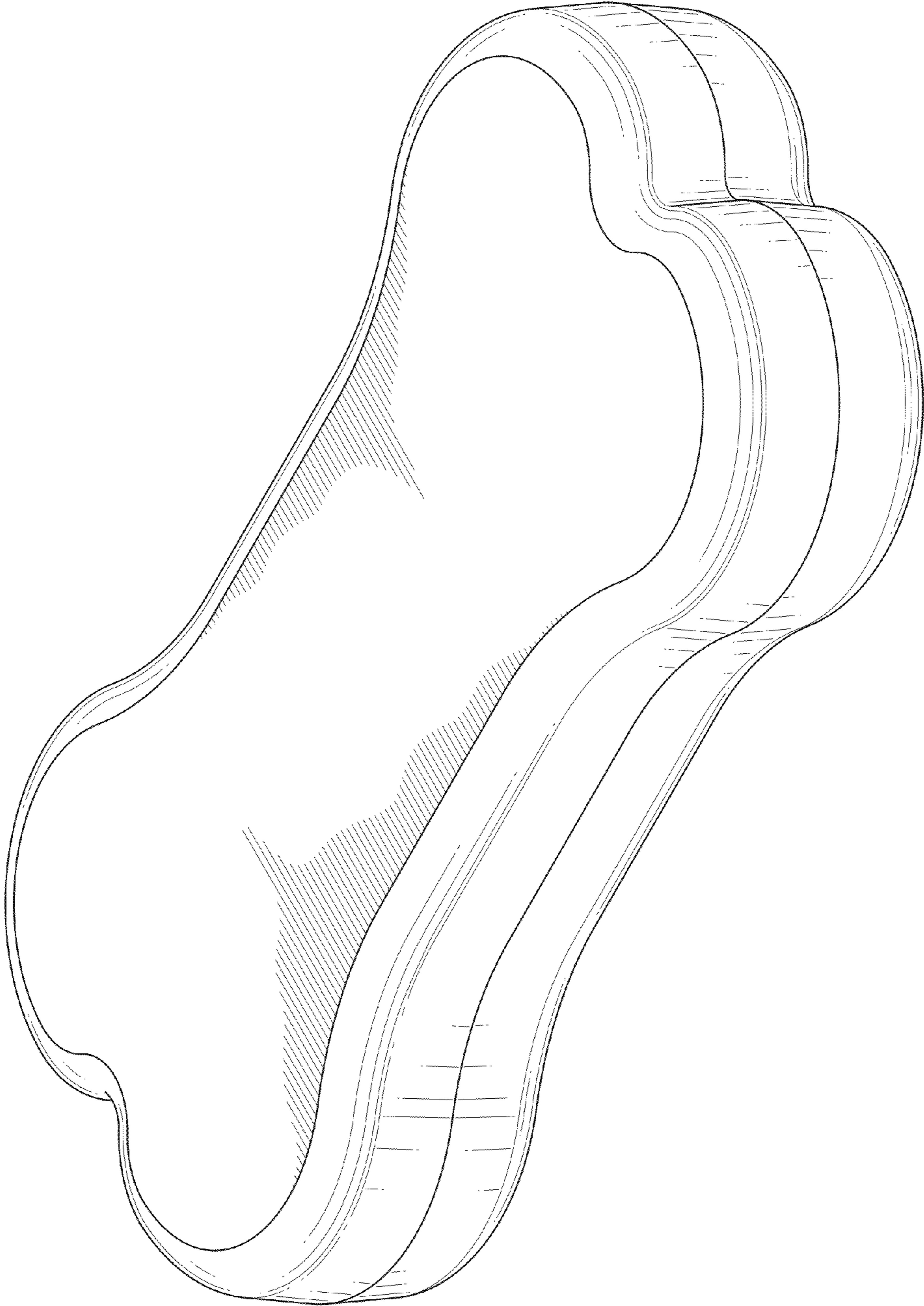


FIG.1

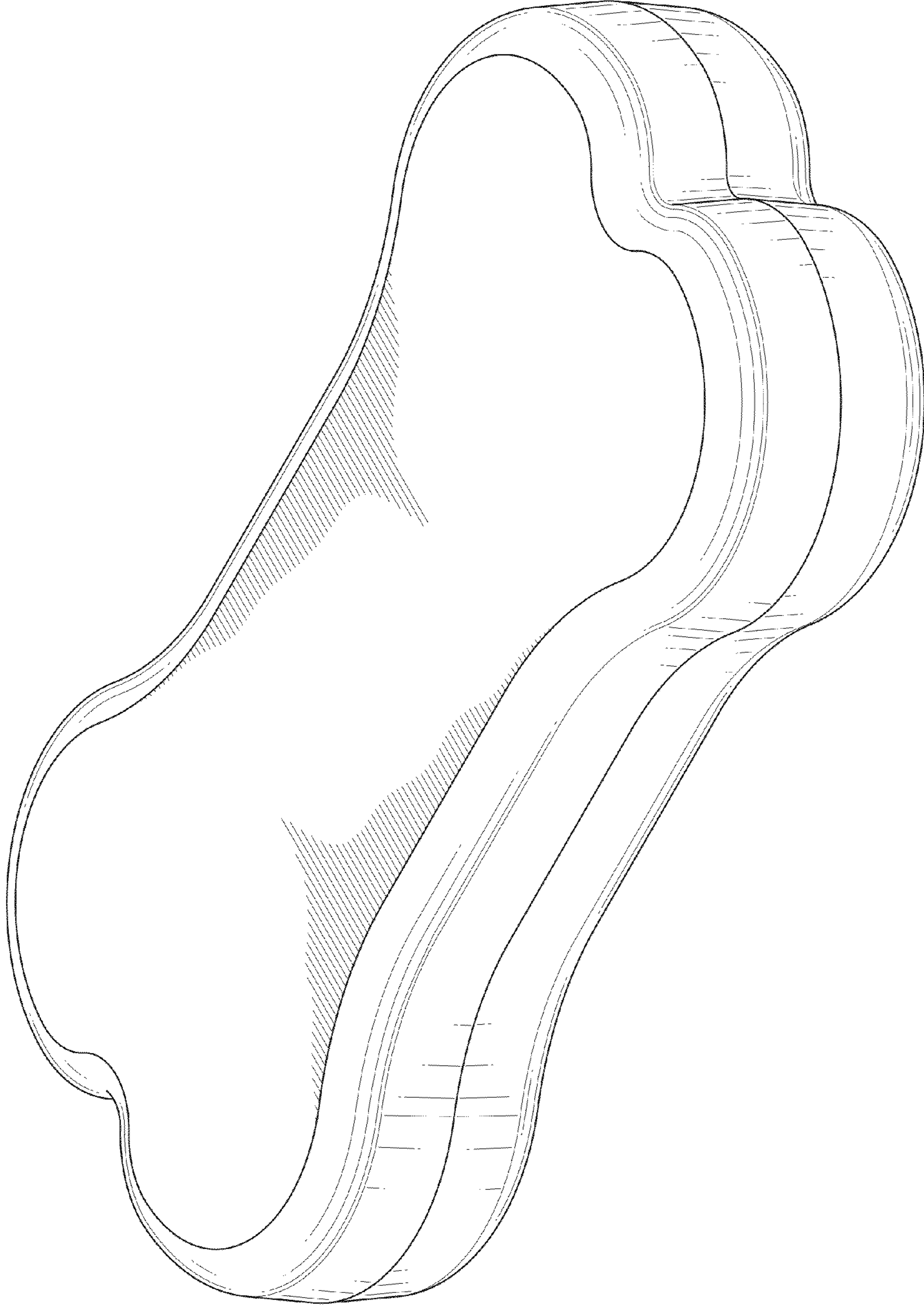


FIG. 2




FIG. 3




FIG. 4

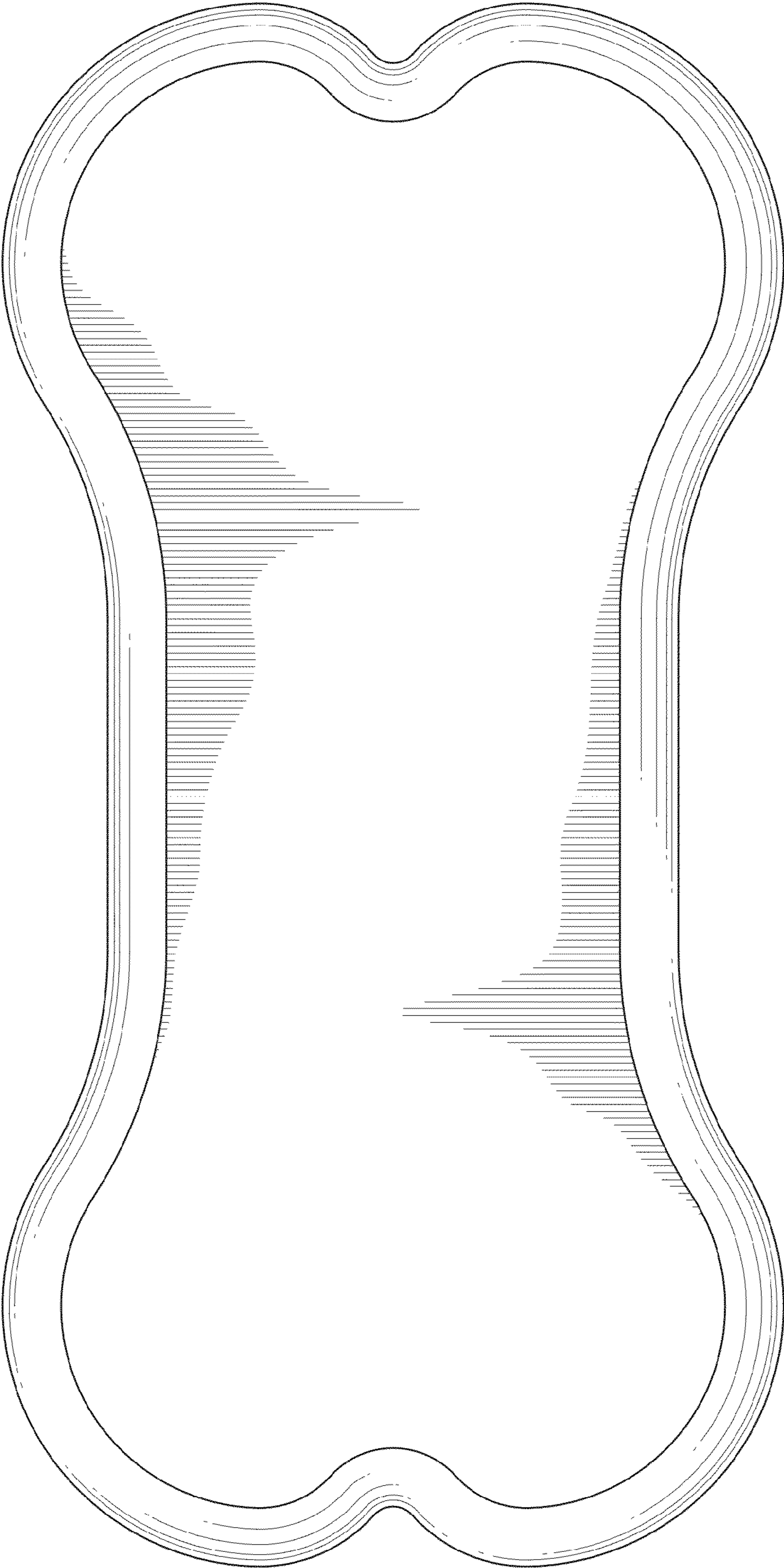


FIG. 5

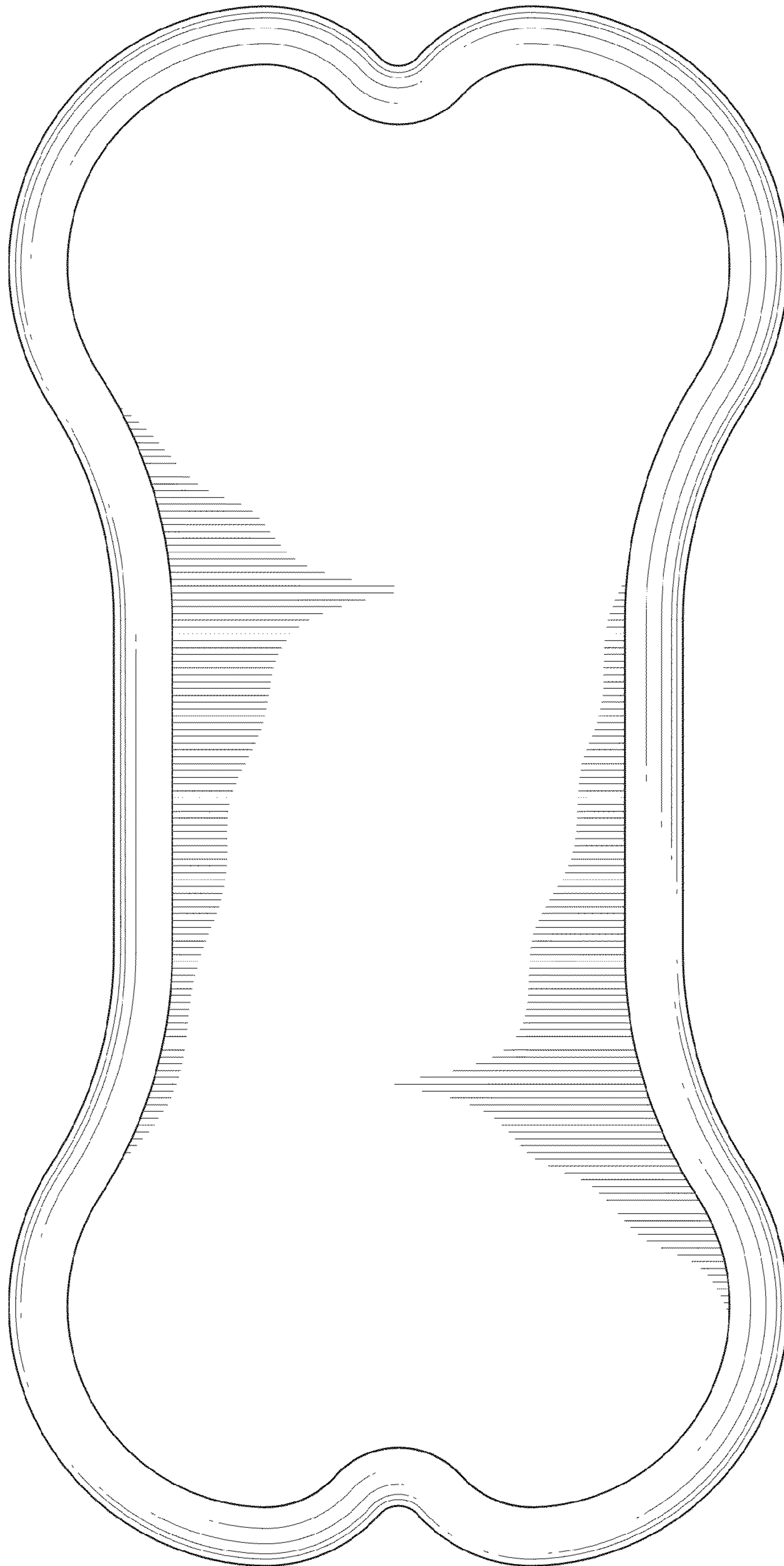


FIG. 6