



US00D740499S

(12) **United States Design Patent**
Blakemore

(10) **Patent No.:** **US D740,499 S**

(45) **Date of Patent:** **** Oct. 6, 2015**

- (54) **DUAL PET LEASH HANDLE**
- (71) Applicant: **Sean Blakemore**, Glendale, CA (US)
- (72) Inventor: **Sean Blakemore**, Glendale, CA (US)
- (**) Term: **14 Years**
- (21) Appl. No.: **29/499,357**
- (22) Filed: **Aug. 14, 2014**
- (51) **LOC (10) Cl.** **30-04**
- (52) **U.S. Cl.**
USPC **D30/153**
- (58) **Field of Classification Search**
USPC D30/144, 145, 151, 152, 153, 199;
D26/38; D21/662
CPC ... A01K 27/00; A01K 27/003; A01K 27/004;
A01K 27/005; A01K 27/006
See application file for complete search history.

7,455,034	B2	11/2008	DiDonato	
7,559,292	B2	7/2009	Blandford	
D610,315	S *	2/2010	Lopusnak et al.	D30/153
D634,461	S *	3/2011	Mattheis	D26/38
D637,364	S	5/2011	Blakemore	
7,980,202	B2	7/2011	Bentz et al.	
8,201,964	B2 *	6/2012	Mattheis	362/184
8,336,505	B2 *	12/2012	Lopusnak et al.	119/796
8,393,302	B1	3/2013	Blakemore	
D691,218	S *	10/2013	Kinsbourne et al.	D21/662
2004/0250386	A1	12/2004	Goldberg	

(Continued)

FOREIGN PATENT DOCUMENTS

DE	102007010294	A1	10/2007
EP	2095708	A2	9/2009

(Continued)

Primary Examiner — Martie K Holtje
(74) *Attorney, Agent, or Firm* — Stephen C. Beuerle;
Procopio Cory Hargreaves & Savitch LLP

(56) **References Cited**
U.S. PATENT DOCUMENTS

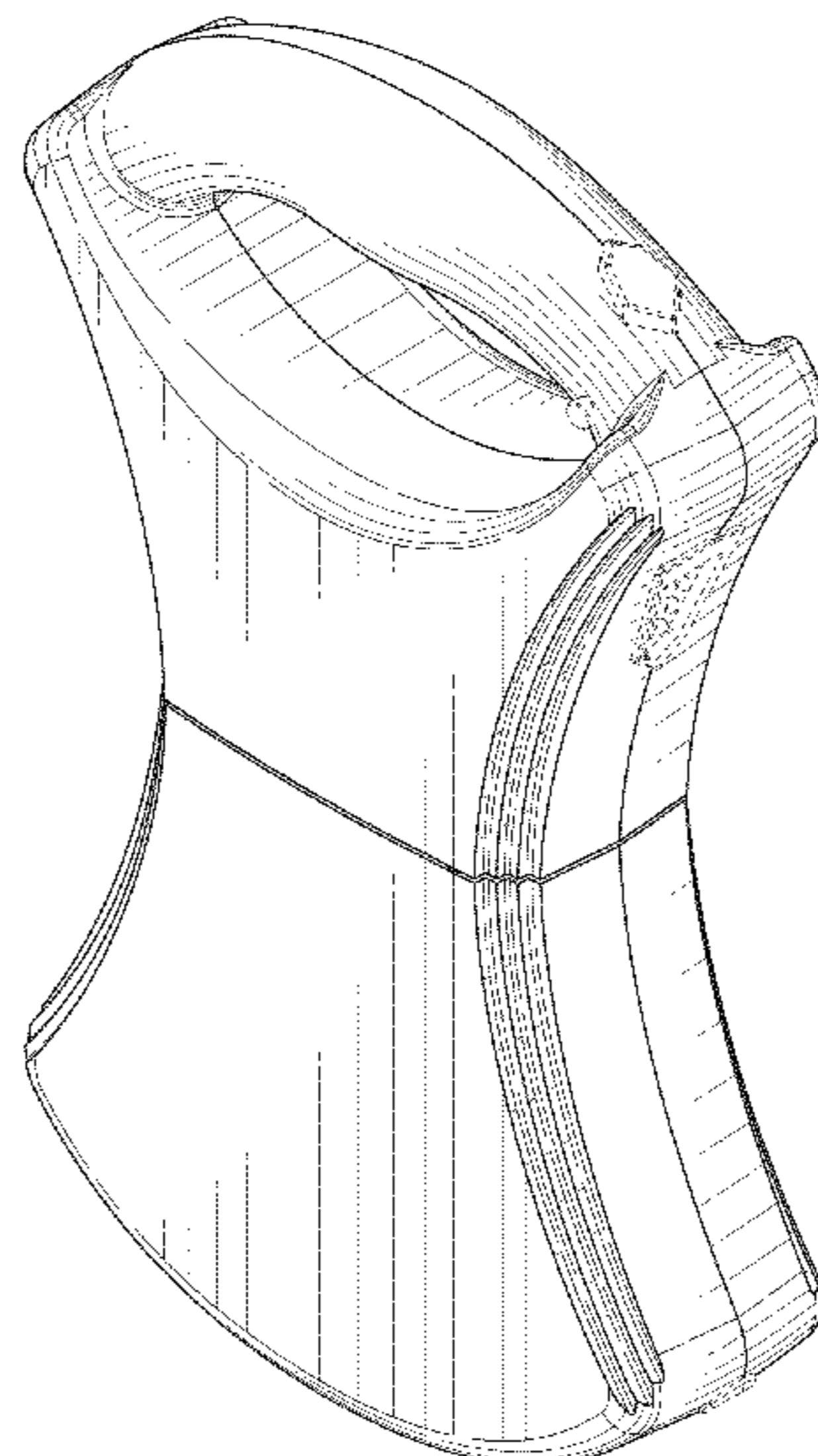
2,866,436	A *	12/1958	Swain et al.	119/797
D258,921	S	4/1981	Brentini	
D276,096	S	10/1984	Brentini	
D339,430	S *	9/1993	Reed et al.	D30/153
D341,682	S *	11/1993	Musetti	D30/153
5,762,029	A	6/1998	DuBois et al.	
D397,286	S	8/1998	Dreyfus et al.	
5,901,668	A	5/1999	Goodger et al.	
6,024,054	A	2/2000	Matt et al.	
D448,892	S *	10/2001	Hans	D30/153
6,439,168	B1	8/2002	Maglich et al.	
6,792,893	B1	9/2004	Quintero et al.	
6,845,736	B1	1/2005	Anderson	
D504,767	S	5/2005	DiMarchi et al.	
D524,038	S	7/2006	Leung	
7,207,296	B2	4/2007	DiDonato	
7,266,937	B2	9/2007	Peterson	
D553,307	S *	10/2007	Ko	D30/152
D556,446	S	12/2007	Olson et al.	
D574,981	S *	8/2008	Mattheis	D26/37

(57) **CLAIM**
The ornamental design for a dual pet leash handle, as shown and described.

DESCRIPTION

FIG. 1 is a right front perspective view of a dual pet leash handle showing my new design;
FIG. 2 is a front elevational view thereof;
FIG. 3 is a rear elevational view thereof;
FIG. 4 is a left side elevational view thereof;
FIG. 5 is a right side elevational view thereof;
FIG. 6 is a top plan view thereof; and,
FIG. 7 is a bottom plan view thereof.
The structural elements depicted by broken lines in the drawings have been shown for the purpose of illustrating portions of the dual pet leash handle that form no part of the claimed design.

1 Claim, 5 Drawing Sheets



(56)

References Cited

FOREIGN PATENT DOCUMENTS

U.S. PATENT DOCUMENTS

2007/0215065 A1 9/2007 Furlich
2008/0000433 A1 1/2008 DiDonato
2009/0120376 A1 5/2009 Foster
2009/0178627 A1 7/2009 Bentz et al.
2013/0047936 A1* 2/2013 Romiluyi 119/796

JP 2009-28023 A 2/2009
WO 9725858 A1 7/1997
WO 2006039816 A1 4/2006

* cited by examiner

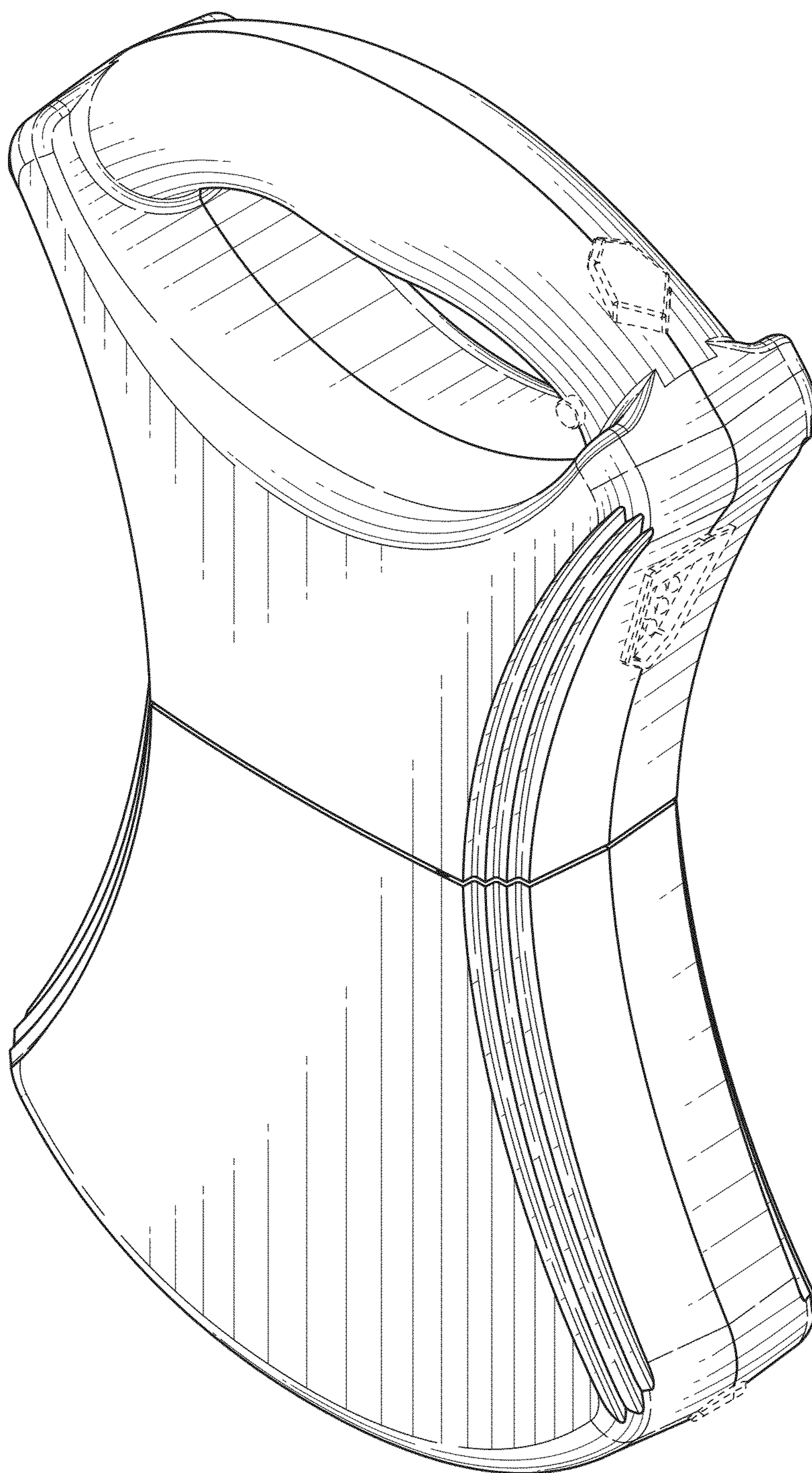


FIG. 1

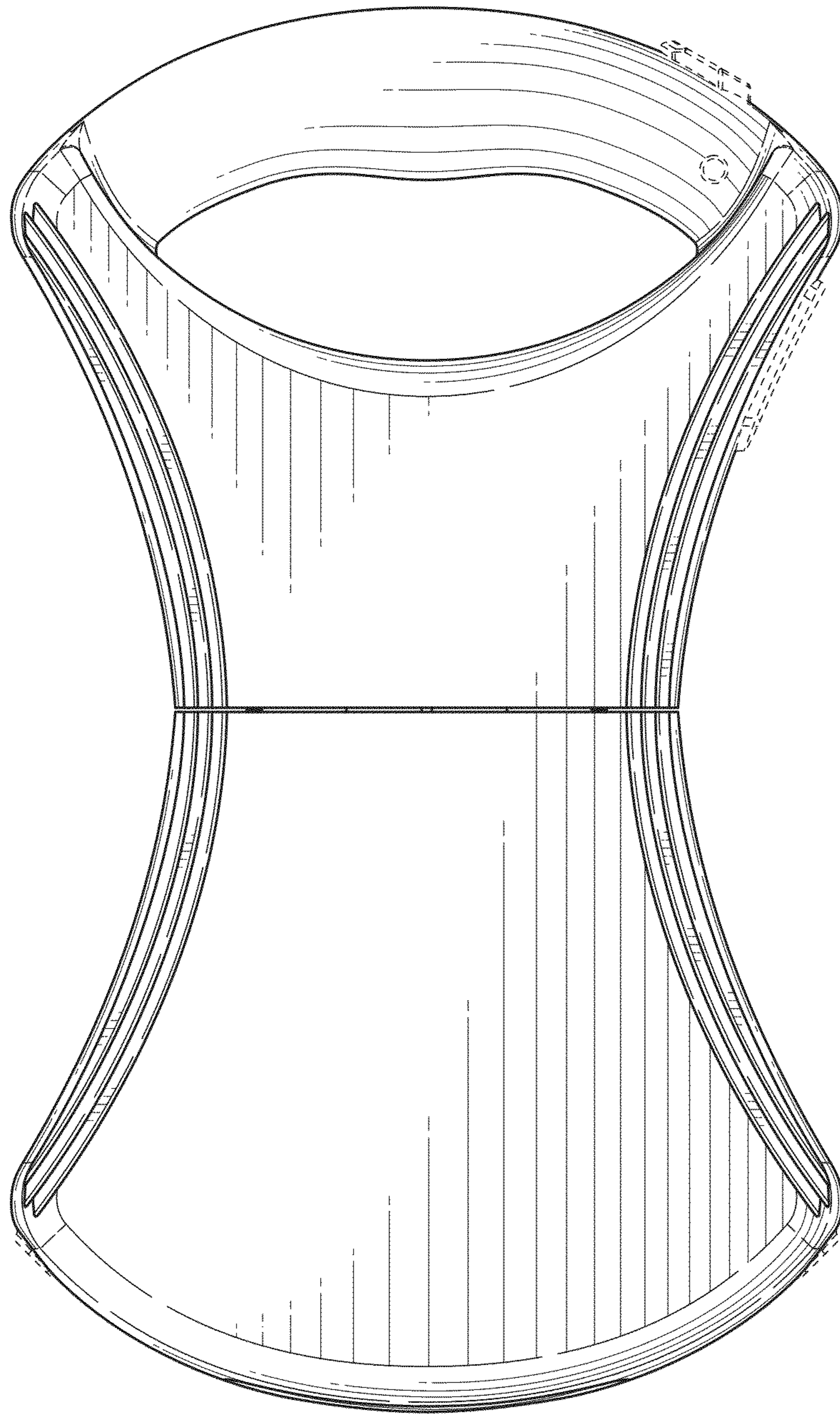


FIG. 2

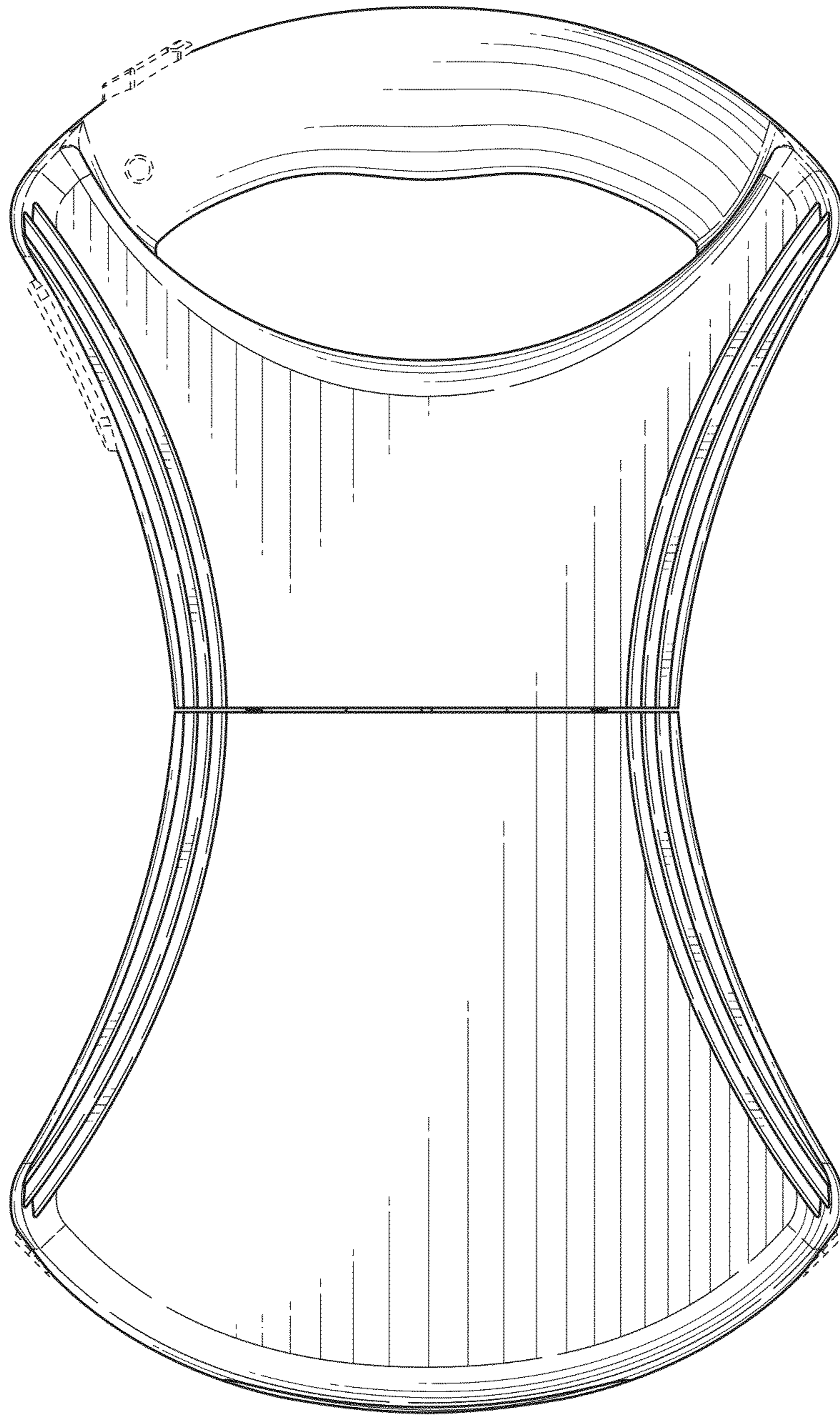


FIG. 3

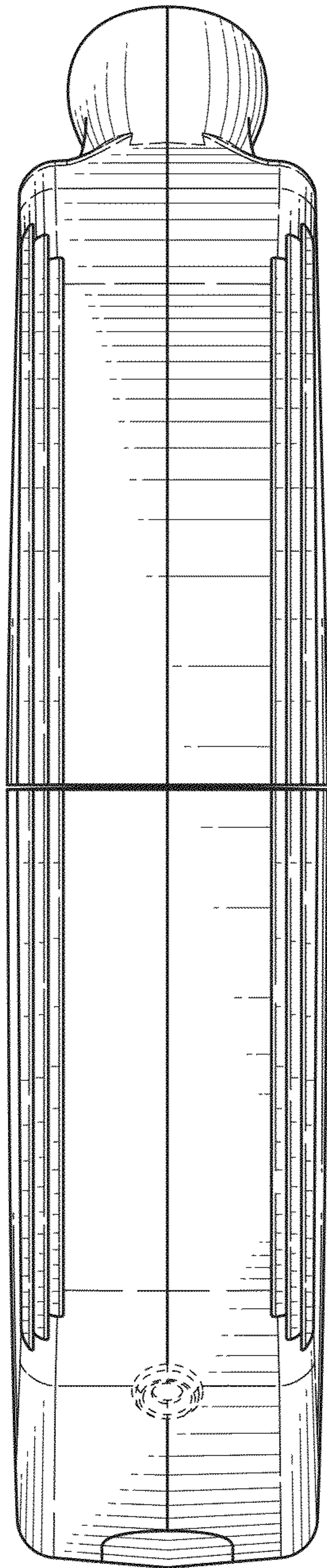


FIG. 4

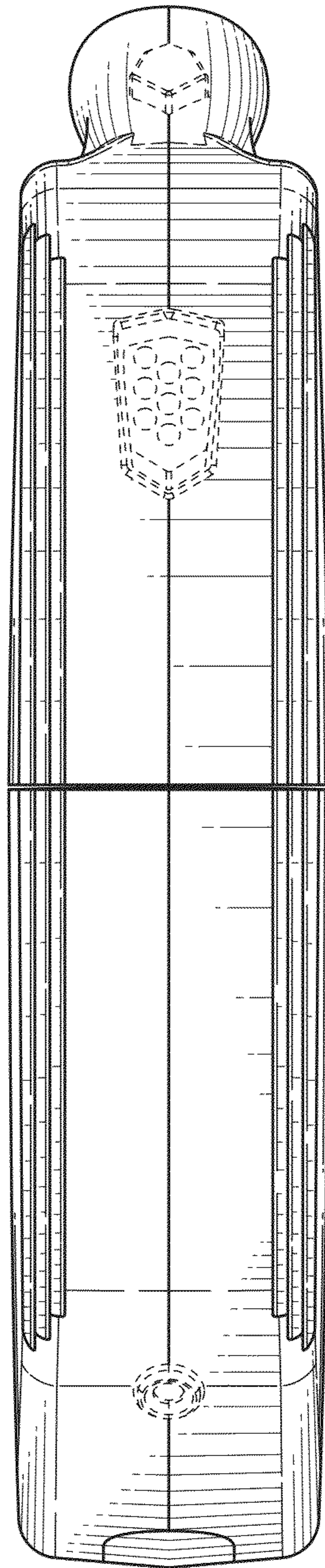


FIG. 5

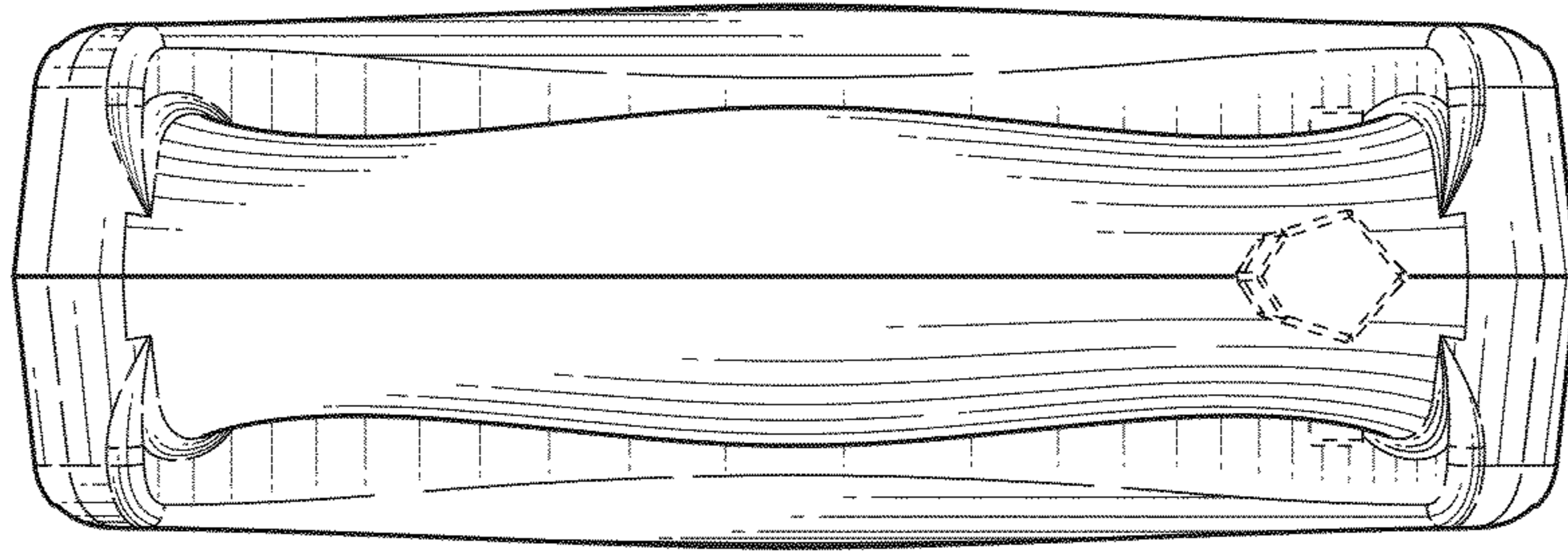


FIG. 6

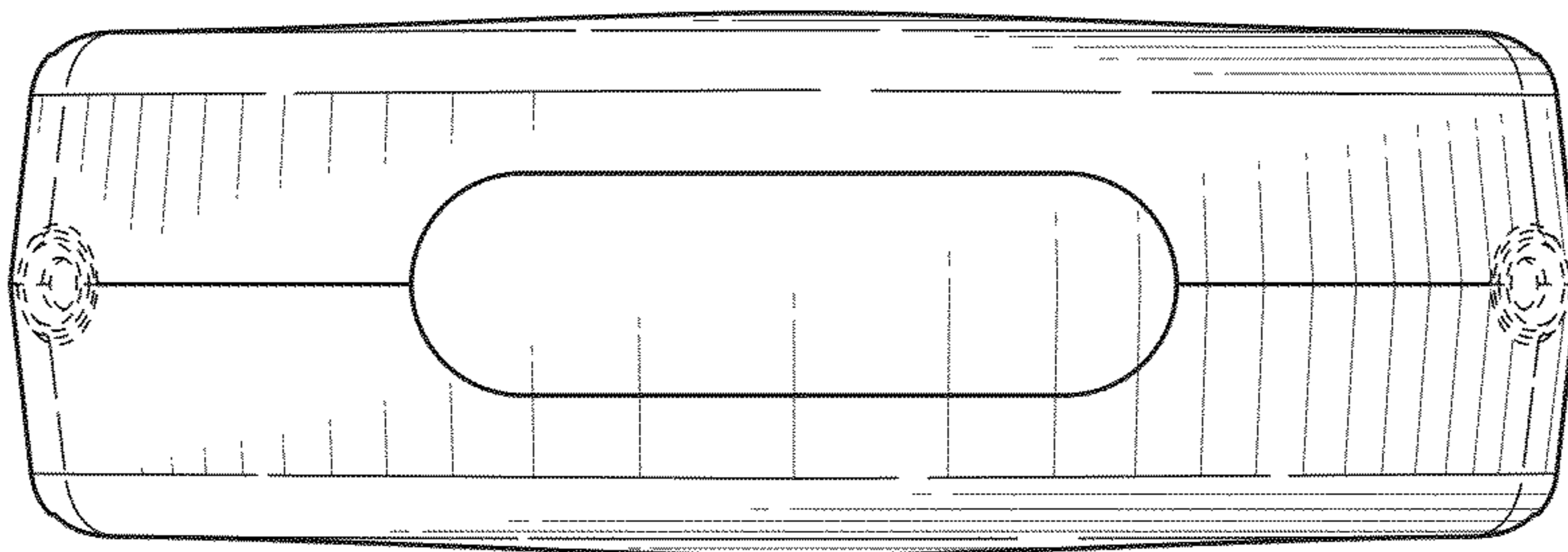


FIG. 7