



US00D740448S

(12) **United States Design Patent**
Zuo

(10) **Patent No.:** **US D740,448 S**
(45) **Date of Patent:** **** Oct. 6, 2015**

(54) **THREE DIMENSIONAL PANEL**

(71) Applicant: **JIANGSU BURGEREE NEW TECHNOLOGY MATERIALS CO., LTD.**, Suzhou (CN)

(72) Inventor: **Baichuan Zuo**, Suzhou (CN)

(73) Assignee: **JIANGSU BURGEREE NEW TECHNOLOGY MATERIALS CO., LTD.**, Suzhou (CN)

(**) Term: **14 Years**

(21) Appl. No.: **29/496,050**

(22) Filed: **Jul. 9, 2014**

(51) **LOC (10) Cl.** **25-01**

(52) **U.S. Cl.**
USPC **D25/138**

(58) **Field of Classification Search**
USPC D25/138
CPC E04B 2001/8263; E04B 2001/8414;
E04B 2001/8419; E04B 2001/8428

See application file for complete search history.

(56) **References Cited**

U.S. PATENT DOCUMENTS

2,410,413	A *	11/1946	Hurley	181/30
D245,926	S *	9/1977	Schuss	D25/163
D578,669	S *	10/2008	Kaump	D25/163
D644,751	S *	9/2011	Martin et al.	D25/138
D680,239	S *	4/2013	Reichwein	D25/163
D686,349	S *	7/2013	Hooper	D25/138
2005/0034398	A1 *	2/2005	Mauk et al.	52/506.01

* cited by examiner

Primary Examiner — Doris Clark

(74) *Attorney, Agent, or Firm* — CBM Patent Consulting, LLC


(57) **CLAIM**

The ornamental design for a three dimensional panel, as shown and described.

DESCRIPTION

FIG. 1 is a top view of a three dimensional panel showing my new design;
FIG. 2 is a bottom view thereof;
FIG. 3 is a right view thereof;
FIG. 4 is a left view thereof;
FIG. 5 is a rear view thereof; and,
FIG. 6 is a front view thereof.

1 Claim, 3 Drawing Sheets






FIG. 1




FIG. 2




FIG. 3




FIG. 4




FIG. 5




FIG. 6