



US00D740431S

(12) **United States Design Patent**
Fischler

(10) **Patent No.:** **US D740,431 S**

(45) **Date of Patent:** **** Oct. 6, 2015**

(54) **ELECTRONIC DEVICE**

(71) Applicant: **ZYKEN S.A.S**, Paris (FR)

(72) Inventor: **Ramy Fischler**, Paris (FR)

(73) Assignee: **ZYKEN S.A.S.** (FR)

(**) Term: **14 Years**

(21) Appl. No.: **29/478,332**

(22) Filed: **Jan. 3, 2014**

(30) **Foreign Application Priority Data**

Sep. 11, 2013 (EM) 002307066-001

(51) **LOC (10) Cl.** **28-03**

(52) **U.S. Cl.**
USPC **D24/209**

(58) **Field of Classification Search**

USPC D24/158, 200, 209, 210, 231; D26/29,
D26/37, 39, 61, 63, 93, 104; 606/9, 33;
607/88-94; 362/555, 545, 800

See application file for complete search history.

(56) **References Cited**

U.S. PATENT DOCUMENTS

D235,573	S	*	6/1975	Brych	D26/37
D314,632	S	*	2/1991	Van Brunschot	D26/37
D432,659	S	*	10/2000	Bolleter	D24/210
D597,214	S	*	7/2009	Savage et al.	D24/209
D641,490	S	*	7/2011	Fernie et al.	D24/210
D672,048	S	*	12/2012	Datema et al.	D24/210
D704,851	S	*	5/2014	Douglas	D24/209
2014/0257439	A1	*	9/2014	Douglas	607/90

* cited by examiner

Primary Examiner — Anhdao Doan

(74) *Attorney, Agent, or Firm* — Saidman DesignLaw Group, LLC


(57) **CLAIM**

The ornamental design for an electronic device, as shown and described.

DESCRIPTION

FIG. 1 is a front, right perspective view of an electronic device showing my new design;
FIG. 2 is a front, left perspective view thereof;
FIG. 3 is a front view thereof;
FIG. 4 is a rear view thereof;
FIG. 5 is a right side view thereof;
FIG. 6 is a left side view thereof; and,
FIG. 7 is a top view thereof.
The bottom view forms no part of the claimed design.

1 Claim, 7 Drawing Sheets






FIG. 1



FIG. 2



FIG. 3




FIG. 4




FIG. 5



FIG. 6




FIG. 7