



US00D740427S

(12) **United States Design Patent**  
**McDonnell et al.**

(10) **Patent No.:** **US D740,427 S**  
(45) **Date of Patent:** **\*\* Oct. 6, 2015**

(54) **ORTHOPEDIC WOVEN RETENTION DEVICE**

FOREIGN PATENT DOCUMENTS

(71) Applicant: **Woven Orthopedic Technologies, LLC**,  
Manchester, CT (US)

CN 201046258 Y 4/2008  
EP 1614402 A1 1/2006

(Continued)

(72) Inventors: **Christopher McDonnell**, Sandy Hook,  
CT (US); **Christophe Geisert**, Caluire et  
Cuire (FR)

OTHER PUBLICATIONS

Ace Surgical Supply Co., Inc. Titanium Augmentation Micro  
Mesh—7, [http://www.acesurgical.com/bone-grafting/graft-holding-mesh-foils/mic . . .](http://www.acesurgical.com/bone-grafting/graft-holding-mesh-foils/mic...), Jun. 19, 2014.

(Continued)

(73) Assignee: **Woven Orthopedic Technologies, LLC**,  
Manchester, CT (US)

(\*\*) Term: **14 Years**

*Primary Examiner* — Holly Baynham

*Assistant Examiner* — Rhea Shields

(21) Appl. No.: **29/506,638**

(74) *Attorney, Agent, or Firm* — Venable LLP; Michele V.  
Frank

(22) Filed: **Oct. 17, 2014**

(57) **CLAIM**

The ornamental design for an orthopedic woven retention  
device, as shown and described.

(51) **LOC (10) Cl.** ..... **24-00**

(52) **U.S. Cl.**  
USPC ..... **D24/171**

**DESCRIPTION**

(58) **Field of Classification Search**  
USPC ..... D24/171, 155, 164; 623/1.15, 13.14,  
623/1.1, 1.2, 1.18, 1.38, 1.11; 427/2.1;  
600/30, 300; 66/147; 424/426; 606/93  
CPC ..... A61F 2/07; A61F 2/90; A61F 2/06;  
A61F 2/0811; A61F 2210/0004; A61F 2/958;  
A61F 2/0045; A61F 2/4601; A61B 5/0002;  
D04B 35/34; A61K 9/0024  
See application file for complete search history.

FIG. 1 is a perspective view of a first embodiment of an  
orthopedic woven retention device of the claimed design;  
FIG. 2 is a front elevational view thereof;  
FIG. 3 is a rear elevational view thereof;  
FIG. 4 is a right side elevational view thereof;  
FIG. 5 is a left side elevational view thereof;  
FIG. 6 is a bottom plan elevational view thereof;  
FIG. 7 is a top plan elevational view thereof;  
FIG. 8 is a perspective view of a second embodiment of an  
orthopedic woven retention device of the claimed design;  
FIG. 9 is a front elevational view thereof;  
FIG. 10 is a rear elevational view thereof;  
FIG. 11 is a right side elevational view thereof;  
FIG. 12 is a left side elevational view thereof;  
FIG. 13 is a bottom plan elevational view thereof; and,  
FIG. 14 is a top plan elevational view thereof.

The features shown in broken lines have been shown for the  
purpose of illustrating portions of the orthopedic woven  
retention device that form no part of the claimed design.


(56) **References Cited**

U.S. PATENT DOCUMENTS

517,668 A 4/1894 Still  
2,326,453 A 8/1943 Gelpcke  
3,054,406 A 9/1962 Francis  
3,199,398 A 8/1965 Weisz  
3,232,163 A 2/1966 George

(Continued)

**1 Claim, 8 Drawing Sheets**



(56)

References Cited

U.S. PATENT DOCUMENTS

3,710,789 A	1/1973	Ersek	D503,802 S	4/2005	Bjarnason
3,921,496 A	11/1975	Helderman	6,875,216 B2	4/2005	Wolf
4,011,602 A	3/1977	Rybicki et al.	6,908,466 B1	6/2005	Bonutti et al.
4,064,567 A	12/1977	Burstein et al.	6,942,666 B2	9/2005	Overaker et al.
4,383,527 A	5/1983	Asnis et al.	6,991,647 B2 *	1/2006	Jadhav ..... 623/1.2
4,409,974 A	10/1983	Freedland	7,022,124 B2 *	4/2006	Takei et al. .... 606/99
4,453,539 A	6/1984	Raftopoulos et al.	7,052,513 B2	5/2006	Thompson
4,584,722 A	4/1986	Levy et al.	7,101,183 B2	9/2006	Augthun et al.
4,610,688 A	9/1986	Silvestrini et al.	7,255,712 B1	8/2007	Steinberg
4,640,271 A	2/1987	Lower	7,279,008 B2	10/2007	Brown et al.
4,708,132 A	11/1987	Silvestrini	7,309,355 B2	12/2007	Donnelly et al.
4,790,852 A	12/1988	Noiles	7,341,592 B1	3/2008	Walters et al.
4,870,957 A	10/1989	Goble et al.	7,341,601 B2	3/2008	Eisermann et al.
4,894,063 A	1/1990	Nashef	7,407,512 B2	8/2008	Bojarski et al.
5,013,318 A	5/1991	Spranza, III	7,513,865 B2	4/2009	Bourne et al.
5,084,050 A	1/1992	Draenert	7,547,321 B2 *	6/2009	Silvestri et al. .... 623/1.15
5,171,148 A	12/1992	Wasserman et al.	7,572,283 B1	8/2009	Meridew
5,211,647 A	5/1993	Schmieding	7,582,108 B2 *	9/2009	Hierlemann et al. .... 623/1.15
5,221,261 A	6/1993	Termin et al.	D612,499 S	3/2010	Ondracek et al.
5,268,001 A	12/1993	Nicholson et al.	7,682,392 B2	3/2010	Serhan et al.
5,300,075 A	4/1994	Gordon	7,699,893 B2	4/2010	Donnelly et al.
5,354,292 A	10/1994	Braeuer et al.	7,731,750 B2	6/2010	Bojarski et al.
5,380,334 A	1/1995	Torrie et al.	7,749,233 B2	7/2010	Farr et al.
5,443,499 A	8/1995	Schmitt	7,758,642 B2	7/2010	Bojarski et al.
5,456,721 A	10/1995	Legrand	7,785,357 B2	8/2010	Guan et al.
5,458,601 A	10/1995	Young, Jr. et al.	D626,648 S	11/2010	Ahlgren
5,571,184 A	11/1996	DeSatnick	7,824,433 B2	11/2010	Williams
5,629,077 A *	5/1997	Turnlund et al. .... 623/1.15	7,833,249 B2	11/2010	Shaolian et al.
5,641,256 A	6/1997	Gundy	7,892,203 B2	2/2011	Lenker et al.
5,713,904 A	2/1998	Errico et al.	7,896,901 B2	3/2011	Whittaker
5,716,359 A	2/1998	Ojima et al.	7,963,972 B2	6/2011	Foerster et al.
5,718,159 A	2/1998	Thompson	7,967,851 B2	6/2011	Bickley et al.
5,725,541 A	3/1998	Anspach, III et al.	7,988,732 B2	8/2011	Bojarski et al.
5,741,325 A	4/1998	Chaikof et al.	8,052,720 B2	11/2011	Kuester et al.
5,758,562 A	6/1998	Thompson	8,114,141 B2	2/2012	Appenzeller et al.
5,766,250 A	6/1998	Chervitz et al.	8,128,626 B2	3/2012	Justin
5,785,713 A	7/1998	Jobe	8,151,682 B2	4/2012	Lilburn et al.
D397,794 S	9/1998	Geber	8,162,998 B2	4/2012	Schlienger et al.
5,849,013 A	12/1998	Whittaker et al.	8,163,031 B2	4/2012	Truckai et al.
5,871,504 A	2/1999	Eaton et al.	8,202,306 B2	6/2012	Dreyfuss
5,904,685 A	5/1999	Walawalkar	8,221,479 B2	7/2012	Glazer et al.
5,941,901 A	8/1999	Egan	8,226,714 B2	7/2012	Beck, Jr. et al.
5,957,974 A	9/1999	Thompson et al.	8,226,715 B2 *	7/2012	Hwang et al. .... 623/13.14
5,961,524 A	10/1999	Crombie	8,241,340 B2	8/2012	Froehlich
5,984,926 A	11/1999	Jones	8,257,395 B2	9/2012	Bhatnagar et al.
6,019,786 A	2/2000	Thompson	8,298,262 B2	10/2012	Stone et al.
6,039,740 A	3/2000	Olerud	8,308,779 B2	11/2012	Reiley
6,042,592 A	3/2000	Schmitt	8,317,799 B2	11/2012	Schon et al.
6,056,751 A	5/2000	Fenton, Jr.	8,317,863 B2	11/2012	Cauldwell et al.
6,080,155 A	6/2000	Michelson	8,353,941 B2	1/2013	Fricker et al.
6,099,530 A	8/2000	Simonian et al.	8,361,078 B2	1/2013	Beyar et al.
6,126,663 A	10/2000	Hair	8,366,711 B2	2/2013	Rabiner et al.
6,143,029 A *	11/2000	Rippstein ..... 623/13.14	8,372,115 B2	2/2013	Kohm et al.
6,231,606 B1	5/2001	Graf et al.	8,382,849 B2	2/2013	Thomas
6,241,757 B1 *	6/2001	An et al. .... 623/1.1	8,420,113 B2 *	4/2013	Zhao ..... 424/426
6,264,676 B1	7/2001	Gellman et al.	8,435,293 B2	5/2013	Donnelly et al.
6,319,255 B1	11/2001	Grundei et al.	8,443,706 B2	5/2013	Egres, Jr.
6,336,940 B1	1/2002	Graf et al.	8,523,902 B2	9/2013	Heaven et al.
6,342,068 B1	1/2002	Thompson	8,523,916 B2	9/2013	Anderson et al.
6,355,044 B1	3/2002	Hair	8,523,951 B2	9/2013	Kania
6,375,662 B1	4/2002	Schmitt	8,545,499 B2	10/2013	Lozier et al.
6,413,260 B1	7/2002	Berrevoets et al.	8,546,456 B2	10/2013	Rose et al.
6,500,203 B1	12/2002	Thompson et al.	8,568,413 B2	10/2013	Mazur et al.
6,540,770 B1	4/2003	Tornier et al.	8,585,762 B2	11/2013	Hall
6,544,281 B2	4/2003	ElAttrache et al.	8,617,185 B2	12/2013	Bonutti et al.
6,551,352 B2 *	4/2003	Clerc et al. .... 623/1.2	8,636,753 B2	1/2014	Buevich et al.
6,582,461 B1 *	6/2003	Burmeister et al. .... 623/1.18	8,652,171 B2	2/2014	Stone et al.
6,616,694 B1	9/2003	Hart	8,663,296 B2	3/2014	Williams
6,645,211 B2	11/2003	Magana	8,663,672 B2	3/2014	Manrique et al.
6,669,706 B2	12/2003	Schmitt et al.	8,690,962 B2	4/2014	Dignam et al.
6,746,483 B1	6/2004	Bojarski et al.	8,696,748 B2	4/2014	Bojarski et al.
6,767,350 B1	7/2004	Lob	8,709,055 B2	4/2014	Beyar et al.
6,792,979 B2	9/2004	Konya et al.	8,721,519 B2	5/2014	Sheu et al.
6,827,743 B2	12/2004	Eisermann et al.	8,747,470 B2	6/2014	Beck, Jr. et al.
6,840,769 B2	1/2005	Augthun et al.	8,753,391 B2	6/2014	Lu et al.
			D723,166 S *	2/2015	Igaki et al. .... D24/155
			8,956,394 B1 *	2/2015	McDonnell ..... 606/300
			2002/0055749 A1	5/2002	Esnouf et al.
			2002/0143340 A1	10/2002	Kaneko

(56)

References Cited

U.S. PATENT DOCUMENTS

2003/0036761 A1 2/2003 Smothers et al.  
 2004/0133204 A1 7/2004 Davies  
 2005/0070930 A1 3/2005 Kammerer  
 2005/0251143 A1 11/2005 Dillard  
 2005/0255230 A1\* 11/2005 Clerc et al. .... 427/2.1  
 2006/0129148 A1 6/2006 Simmons et al.  
 2007/0118131 A1 5/2007 Gooch  
 2007/0191956 A1 8/2007 Prewett et al.  
 2007/0250114 A1 10/2007 Drapeau  
 2007/0270941 A1\* 11/2007 Headley et al. .... 623/1.38  
 2008/0255560 A1 10/2008 Myers et al.  
 2008/0262630 A1 10/2008 Fulmer et al.  
 2008/0281430 A1 11/2008 Kelman et al.  
 2009/0024147 A1 1/2009 Ralph et al.  
 2009/0216338 A1 8/2009 Gingras et al.  
 2009/0306777 A1 12/2009 Widmer et al.  
 2010/0016940 A1\* 1/2010 Shokoohi et al. .... 623/1.11  
 2010/0076503 A1 3/2010 Beyar et al.  
 2010/0125273 A1 5/2010 Schwieger et al.  
 2010/0152786 A1 6/2010 Behrbalk  
 2010/0168505 A1\* 7/2010 Inman et al. .... 600/30  
 2010/0179591 A1 7/2010 Saltzman et al.  
 2010/0292738 A1\* 11/2010 Reiley ..... 606/300  
 2010/0318085 A1 12/2010 Austin et al.  
 2010/0324607 A1 12/2010 Davis  
 2010/0331881 A1 12/2010 Hart  
 2011/0106177 A1 5/2011 Lewis  
 2011/0144766 A1 6/2011 Kale et al.  
 2011/0184472 A1 7/2011 Niederberger et al.  
 2011/0213467 A1 9/2011 Lozier et al.  
 2011/0230948 A1\* 9/2011 Ehrenreich et al. .... 623/1.11  
 2012/0065649 A1 3/2012 Towler  
 2012/0123416 A1 5/2012 Gelfand et al.  
 2012/0172934 A1 7/2012 Fisher et al.  
 2012/0245704 A1 9/2012 Childs  
 2012/0259372 A1 10/2012 Glazer et al.  
 2013/0013065 A1 1/2013 Bills  
 2013/0014544 A1\* 1/2013 Winkler ..... 66/147  
 2013/0018318 A1 1/2013 Ravichandran et al.  
 2013/0103166 A1 4/2013 Butler et al.  
 2013/0131684 A1 5/2013 Farrell  
 2013/0178946 A1 7/2013 Monaghan et al.  
 2013/0226204 A1 8/2013 Kumar  
 2013/0289621 A1 10/2013 Fulmer et al.  
 2014/0052178 A1 2/2014 Dooney, Jr.  
 2014/0094805 A1 4/2014 Bonutti et al.  
 2014/0100590 A1 4/2014 Gingras et al.  
 2014/0128916 A1 5/2014 Williams  
 2014/0207145 A1\* 7/2014 Sennett ..... 606/93  
 2014/0277150 A1 9/2014 Jones et al.  
 2014/0277449 A1 9/2014 Jones

FOREIGN PATENT DOCUMENTS

FR 2725615 A1 4/1996  
 FR 2955259 A1 7/2011  
 GB 2 307 179 A 5/1997  
 WO 83/02555 A1 8/1983  
 WO 89/01320 A1 2/1989  
 WO 94/07425 A1 4/1994  
 WO 96/03084 A1 2/1996  
 WO 01/56506 A1 8/2001

WO 01/70135 A2 9/2001  
 WO 2006/105935 A1 10/2006  
 WO 2007/103404 A2 9/2007  
 WO 2012/116319 A2 8/2012  
 WO 2012/121726 A1 9/2012  
 WO 2013/004763 A1 1/2013

OTHER PUBLICATIONS

Biomesh® Neurological Patches N3L—Spinal dura-mater substitutes—Cousin Biotech, <<http://www.cousin-biotech.com/uk/produit.php?idrubrique=16&idspecialite=35&idproduit=81>>, Jun. 19, 2014.  
 Bioretec—ActivaScrew Cannulated—Surgical Technique, <[http://www.bioretec.com/products/pro\\_orthotrauma/activascrew-cannulated/surgical-technique.php](http://www.bioretec.com/products/pro_orthotrauma/activascrew-cannulated/surgical-technique.php)>, Jun. 12, 2014.  
 ConMed, Fixation Implants, <<http://www.conmed.com/products/knee-fixation.php>>, Jun. 10, 2014.  
 Gore-Tex® Soft Tissue Patch, <<http://www.goremedical.com/stp/>>, Jun. 19, 2014.  
 Medtronic Sofamor Danek, Vertex® Max, Reconstruction System Surgical Technique, © 2005.  
 The Open Prosthetics Project: suspension, <<http://openprosthetics.org/suspension>>, Jun. 16, 2014.  
 Synthes GmbH, Angular Stable Locking System (ASLS). For angular stable locking of intra-medullary nails, Technique Guide, © Oct. 2008.  
 Synthes GmbH, DLS Dynamic Locking Screw. Combined with LCP Locking Compression Plate, Instructions for Use, © Oct. 2012.  
 Vicryl® (polyglactin 910) Woven Mesh—Ethicon, <<http://www.ethicon.com/healthcare-professionals/products/tissue-hemia/mesh/vicryl-polyglactin-910-woven-mesh>>.  
 K.P. Chellamani et al., Medical textiles using Braiding Technology, Journal of Academia and Industrial Research (JAIR), vol. 2, Issue 1, Jun. 2013, pp. 21-26.  
 Ho Jung Kang et al., An Experimental Intraarticular Implantation of Woven Carbon Fiber Pad into Osteochondral Defect of the Femoral Condyle in Rabbit, Yonsei Medical Journal, vol. 32, No. 2, 1991, pp. 108-116.  
 D. S. Muckle et al., Biological Response to Woven Carbon Fibre Pads in the Knee, The Journal of Bone and Joint Surgery, 1989, 7I-B, pp. 60-62.  
 Takano Nishizuka et al., Intramedullary-fixation Technique for Long Bone Fragility Fractures Using Bioabsorbable Materials, Orthopedic Research Annual Meeting, Mar. 2014.  
 Maureen Suchenski, M.D. et al., Material Properties and Composition of Soft-Tissue Fixation, Arthroscopy: The Journal of Arthroscopic and Related Surgery, vol. 26, No. 6, Jun. 2010, pp. 821-831.  
 Stephanie C. Von Plocki, et al., Biodegradable Sleeves for Metal Implants to Prevent Implant-Associated Infection: An Experimental In Vivo Study in Sheep, Veterinary Surgery, vol. 41, Issue 3, Apr. 2012, pp. 410-421.  
 Andre Weimann, M.D., et al., Primary Stability of Bone-Patellar Tendon-Bone Graft Fixation With Biodegradable Pins, Arthroscopy: The Journal of Arthroscopic and Related Surgery, vol. 19, No. 10, Dec. 2003, pp. 1097-1102.  
 McDonnell, U.S. Appl. No. 14/452,054, filed Aug. 5, 2014.  
 McDonnell, U.S. Appl. No. 14/487,873, filed Sep. 16, 2014.  
 McDonnell, et al., U.S. Appl. No. 14/487,895, filed Sep. 16, 2014.  
 McDonnell, et al., U.S. Appl. No. 14/487,951, filed Sep. 16, 2014.

\* cited by examiner




FIG. 1

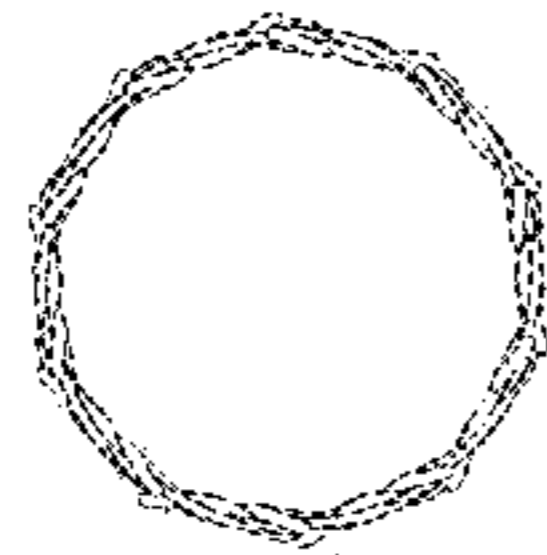


FIG. 2

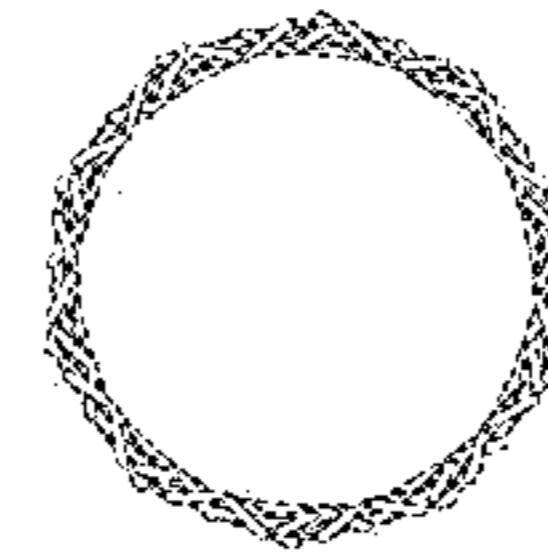


FIG. 3




FIG. 4

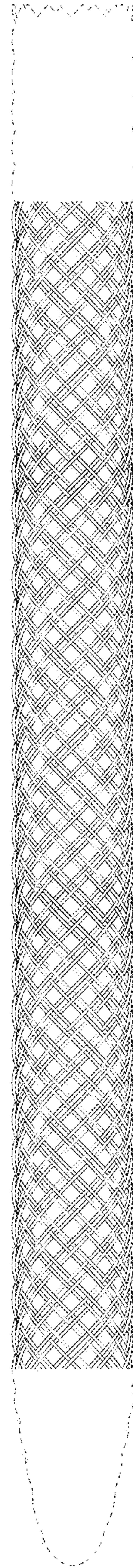


FIG. 5

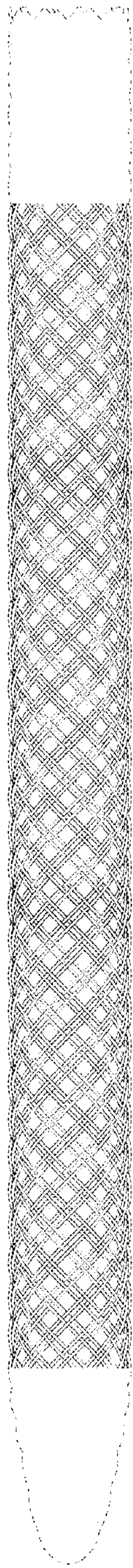


FIG. 6

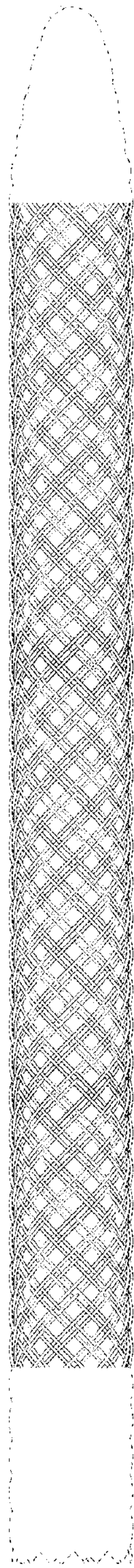


FIG. 7

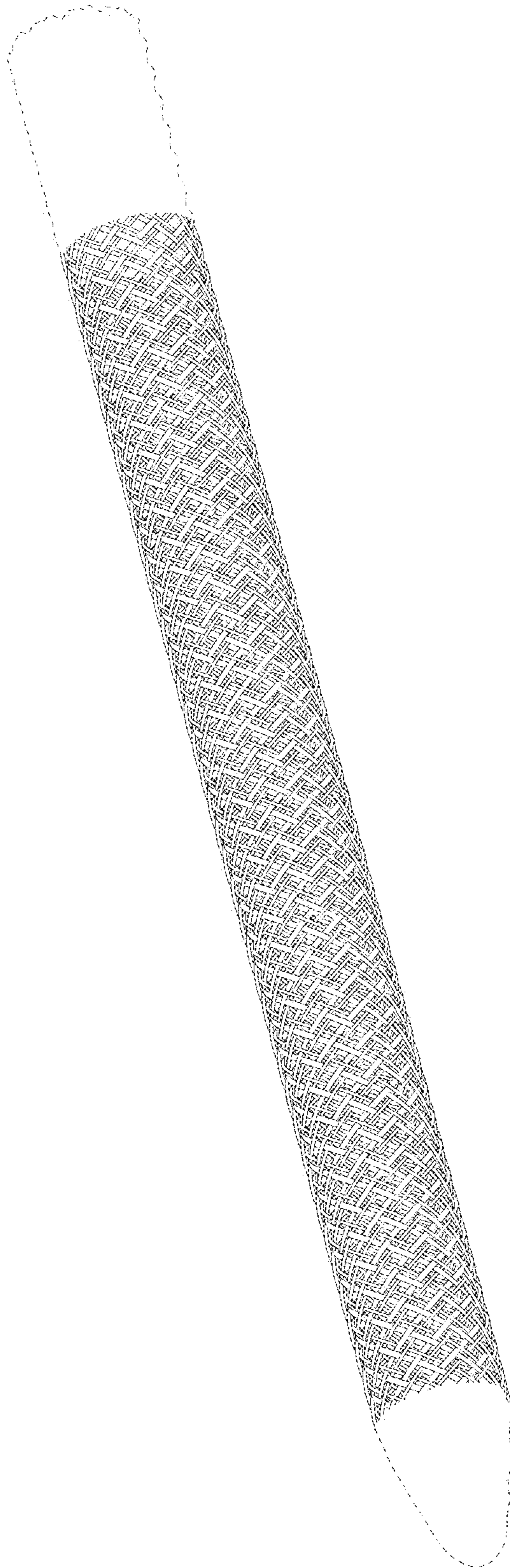


FIG. 8



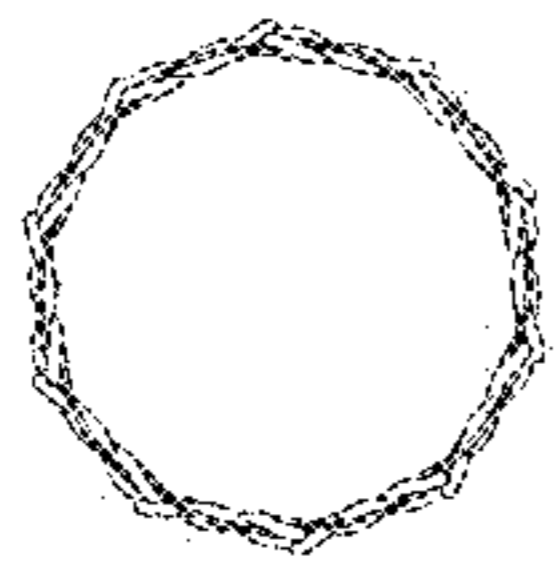


FIG. 9

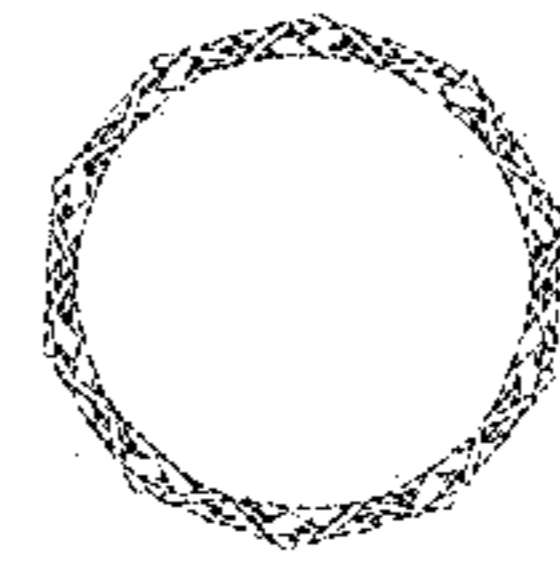


FIG. 10




FIG. 11




FIG. 12




FIG. 13




FIG. 14