



US00D740412S

(12) **United States Design Patent**
Strong et al.

(10) **Patent No.:** **US D740,412 S**
(45) **Date of Patent:** **** Oct. 6, 2015**

(54) **LOWER PORTION OF A LIQUID DISPENSING SYRINGE**

- (71) Applicant: **Nordson Corporation**, Westlake, OH (US)
- (72) Inventors: **Warren N. Strong**, Hope, RI (US); **Michael A. Vidal**, North Attleborough, MA (US); **Terrence Woldorf**, Westport, MA (US)
- (73) Assignee: **Nordson Corporation**, Westlake, OH (US)
- (**) Term: **14 Years**
- (21) Appl. No.: **29/459,336**
- (22) Filed: **Jun. 28, 2013**

Related U.S. Application Data

- (62) Division of application No. 29/422,820, filed on May 24, 2012, now Pat. No. Des. 685,467, and a division of application No. 29/367,355, filed on Aug. 6, 2010, now Pat. No. Des. 663,023, and a division of

(Continued)

- (51) **LOC (10) Cl.** **24-01**
- (52) **U.S. Cl.**
USPC **D24/130**
- (58) **Field of Classification Search**
USPC D24/127-131, 112-114, 133, 186, 104; 606/181, 185; 604/264, 272, 115, 232, 604/187, 158, 164.08, 192, 263, 163, 181, 604/184, 198, 227; 600/101, 139, 143; 128/200.24, 207.14, 207.15
CPC . F16J 1/003; B05C 17/00576; A61M 5/2053; A61M 5/31511; A61M 2005/3123; A61M 2005/31516; A61M 2005/3104

See application file for complete search history.

(56) **References Cited**

U.S. PATENT DOCUMENTS

- 2,830,586 A 4/1958 Dann et al.
- 2,952,255 A 9/1960 Hein, Jr.
- 3,149,717 A 9/1964 Castelli

(Continued)

FOREIGN PATENT DOCUMENTS

- GB 2020254 A 11/1979
- JP 5208157 A 8/1993

(Continued)

OTHER PUBLICATIONS

European Patent Office, Invitation to Pay Additional Fees in PCT Application No. PCT/US2007/070971, Dec. 13, 2007.

(Continued)

Primary Examiner — David Muller

Assistant Examiner — Nathan Johnston

(74) *Attorney, Agent, or Firm* — Wood, Heron & Evans, LLP

(57) **CLAIM**

The ornamental design for a lower portion of a liquid dispensing syringe, as shown and described.

DESCRIPTION

FIG. 1 is a perspective view of a lower portion of a liquid dispensing syringe.

FIG. 2 is a front elevation view thereof with the rear elevation view being a mirror image.


FIG. 3 is a right side elevation view thereof with the left side elevation view being a mirror image.

FIG. 4 is a top plan view thereof; and,

FIG. 5 is a bottom plan view thereof.

The broken lines in the figures are shown for the purpose of illustrating boundaries of the claimed design and the areas inside the broken line boundaries form no part of the claimed design.

1 Claim, 3 Drawing Sheets



Related U.S. Application Data

application No. 29/326,873, filed on Oct. 27, 2008, now Pat. No. Des. 623,291, and a division of application No. 29/280,974, filed on Jun. 12, 2007, now Pat. No. Des. 588,693.

(56)

References Cited

U.S. PATENT DOCUMENTS

3,237,815	A	3/1966	Ogle	
4,067,332	A	1/1978	O'Leary	
D262,739	S	1/1982	Nitshke	
4,588,403	A	5/1986	Weiss et al.	
4,708,270	A	11/1987	Ruesch	
D294,640	S	3/1988	Wicken et al.	
D302,206	S	7/1989	McAlister et al.	
D303,010	S	8/1989	Jabbusch	
D306,069	S	2/1990	Kelly et al.	
D321,252	S	10/1991	Jepson et al.	
D321,759	S	11/1991	Buswell et al.	
5,098,416	A	3/1992	Imonti	
D338,957	S	8/1993	de Faire et al.	
5,238,003	A	8/1993	Baidwan et al.	
D339,524	S *	9/1993	Morris, Sr.	D9/435
5,273,187	A	12/1993	Suzuki	
5,509,903	A	4/1996	Grendahl et al.	
5,531,710	A	7/1996	Dang et al.	
D395,502	S *	6/1998	Deily et al.	D24/112
D401,324	S	11/1998	Hjertman et al.	
D425,198	S	5/2000	Porta	
D427,308	S	6/2000	Zinger	
D429,812	S	8/2000	Hjertman et al.	
D431,864	S	10/2000	Jansen	
D447,797	S	9/2001	Odell et al.	
D447,799	S	9/2001	Jun	
6,296,625	B1	10/2001	Vetter et al.	
6,436,075	B1 *	8/2002	Liao	604/181
D472,316	S	3/2003	Douglas et al.	
6,761,705	B1 *	7/2004	Chiu	604/110
D495,050	S *	8/2004	Guala	D24/129
D495,416	S	8/2004	Dimeo et al.	
D496,101	S	9/2004	Davison	
6,984,222	B1	1/2006	Hitchins et al.	
D518,373	S	4/2006	Schulthess	
7,070,581	B2	7/2006	Manera et al.	

D534,796	S	1/2007	Falkenburg	
D540,466	S	4/2007	Homra et al.	
D543,278	S	5/2007	Numata et al.	
D543,279	S *	5/2007	Numata et al.	D24/130
D543,625	S *	5/2007	Numata et al.	D24/130
D558,340	S	12/2007	Hochman et al.	
D581,048	S	11/2008	Kawamura	
D584,407	S	1/2009	Kawamura	
D588,693	S	3/2009	Strong et al.	
D596,487	S	7/2009	Batton et al.	
D608,000	S	1/2010	Kawamura	
D608,900	S *	1/2010	Giraud et al.	D24/216
D616,090	S	5/2010	Kawamura	
D629,895	S	12/2010	Demleitner et al.	
D630,318	S	1/2011	Goodwin	
D630,732	S	1/2011	Lev et al.	
D649,242	S	11/2011	Kosinski et al.	
D657,462	S	4/2012	Siroky	
D663,023	S *	7/2012	Strong et al.	D24/130
D668,760	S	10/2012	Kawamura	
D714,935	S *	10/2014	Nishioka et al.	D24/130
D715,146	S *	10/2014	Holmes	D9/447
2001/0021823	A1	9/2001	Nemoto	
2002/0123736	A1	9/2002	Fowles et al.	
2004/0215148	A1 *	10/2004	Hwang et al.	604/187
2005/0029306	A1	2/2005	Brennan	
2006/0089594	A1	4/2006	Landau	
2007/0000951	A1	1/2007	Springhom	
2008/0208138	A1 *	8/2008	Lim et al.	604/192

FOREIGN PATENT DOCUMENTS

JP	7204557	A	8/1995
JP	8105197	A	4/1996
JP	8266624	A	10/1996
JP	10118556	A	5/1998

OTHER PUBLICATIONS

European Patent Office, International Search Report and Written Opinion in PCT Application Serial No. PCT/US2007/070971, Nov. 29, 2007.

Japanese Patent Office, Notification of Reason for Refusal in JP Application No. 2009-515601, Nov. 6, 2012.

* cited by examiner




FIG. 1




FIG. 2




FIG. 3

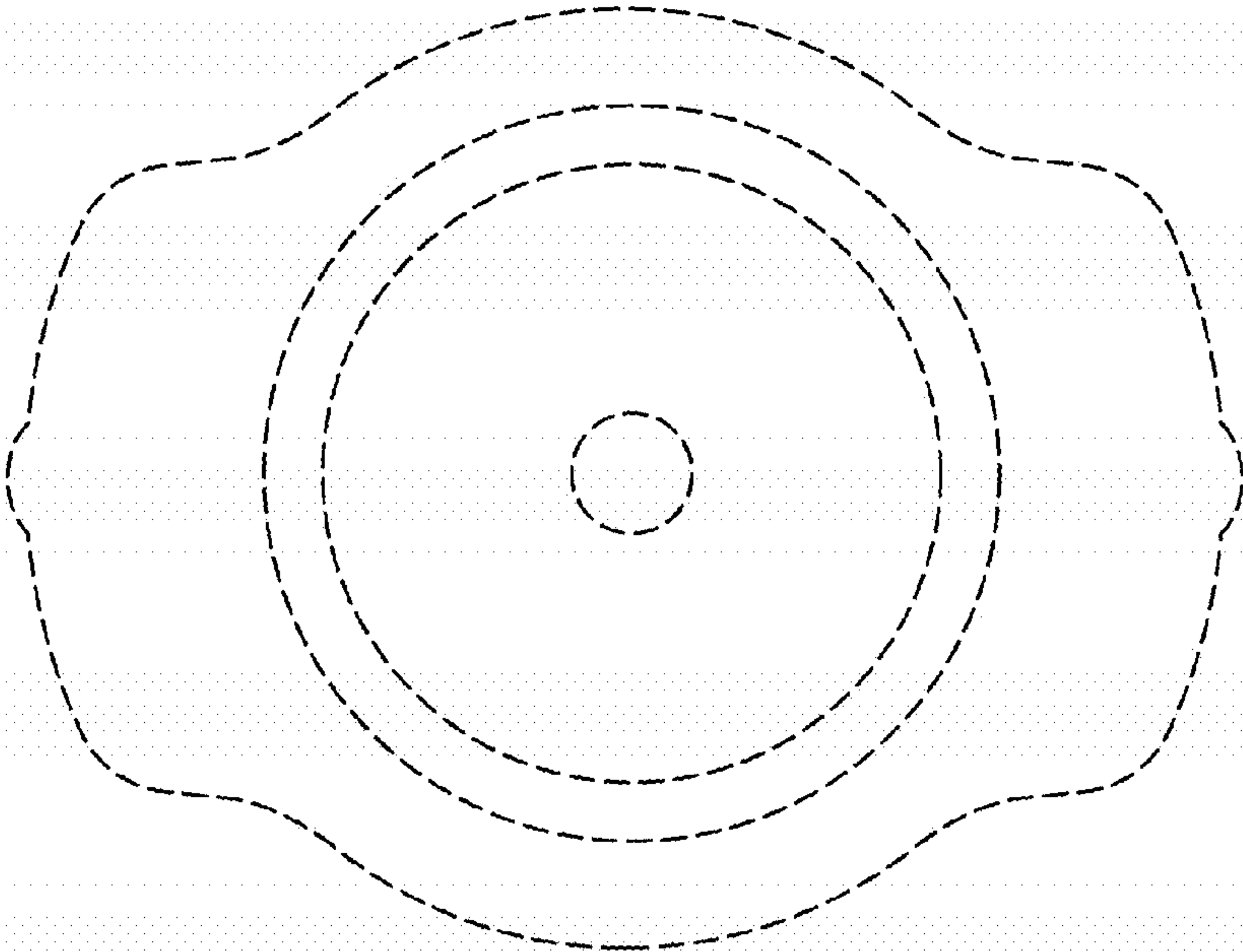


FIG. 4

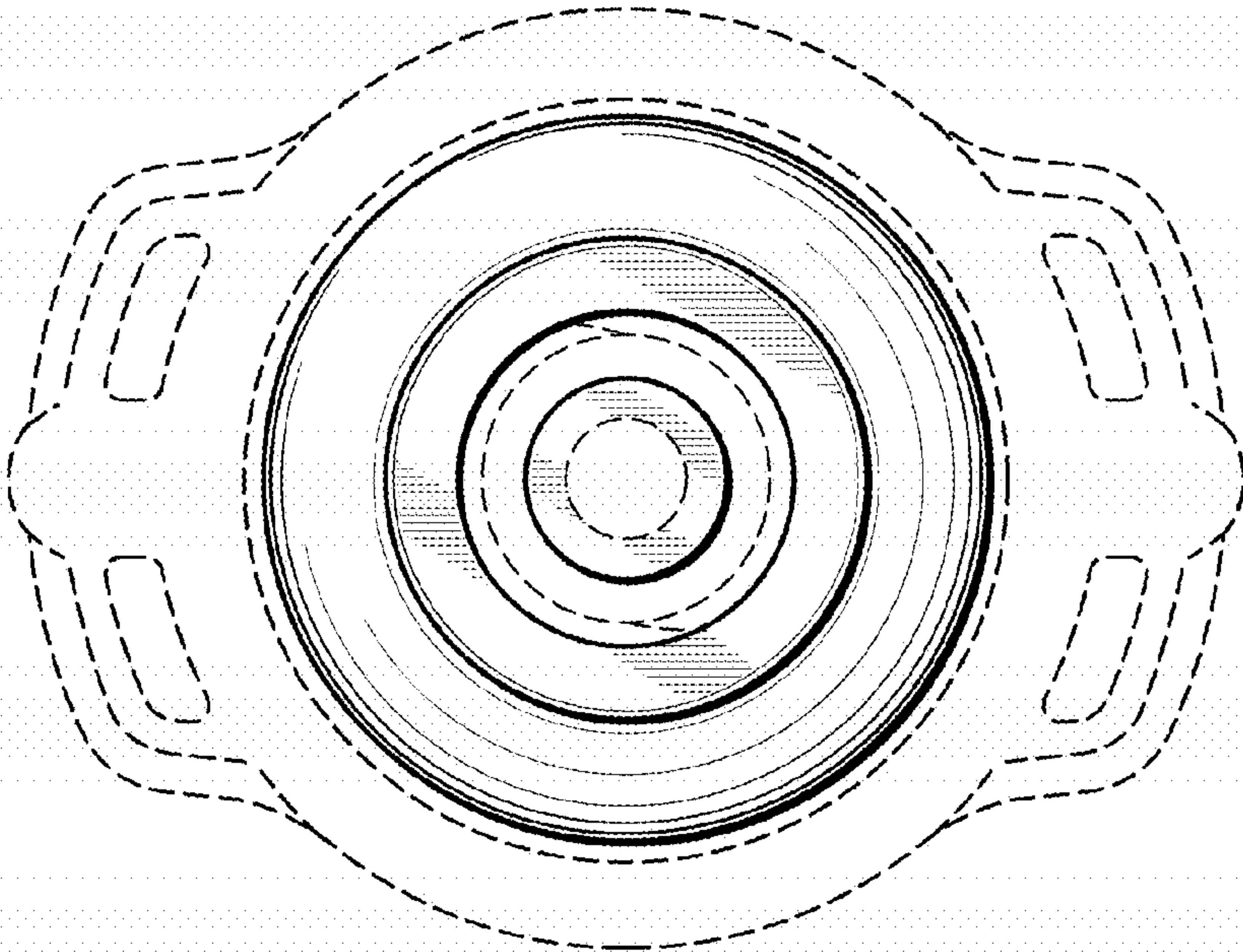


FIG. 5