



US00D740397S

(12) **United States Design Patent**
Bahler

(10) **Patent No.:** **US D740,397 S**

(45) **Date of Patent:** **** Oct. 6, 2015**

(54) **FAUCET HANDLE**

(71) Applicant: **Delta Faucet Company**, Indianapolis, IN (US)

(72) Inventor: **Jordan Renee Bahler**, Frankfort, IN (US)

(73) Assignee: **DELTA FAUCET COMPANY**, Indianapolis, IN (US)

(**) Term: **14 Years**

(21) Appl. No.: **29/514,058**

(22) Filed: **Jan. 8, 2015**

(51) **LOC (10) Cl.** **23-01**

(52) **U.S. Cl.**
USPC **D23/252**

(58) **Field of Classification Search**
USPC D23/238, 241-243, 249, 250, 252
CPC E03C 1/04; E03C 1/0401; E03C 1/0402;
E03C 1/0404

See application file for complete search history.

(56) **References Cited**

U.S. PATENT DOCUMENTS

D291,233 S *	8/1987	Jans	D23/242
D522,104 S *	5/2006	Hoernig	D23/254
D592,284 S *	5/2009	Lammel et al.	D23/254
D595,812 S *	7/2009	Williams et al.	D23/254

* cited by examiner

Primary Examiner — Robert Delehanty

(74) *Attorney, Agent, or Firm* — Edgar A. Zarins; Nirav D. Parikh


(57) **CLAIM**

The ornamental design for a faucet handle, as shown and described.

DESCRIPTION

FIG. 1 is a perspective view of a faucet handle showing my new design;
FIG. 2 is a top plan view thereof;
FIG. 3 is a first side view thereof;
FIG. 4 is a front view thereof, the rear being a mirror image of the side shown;
FIG. 5 is a second side view thereof; and,
FIG. 6 is a bottom view thereof.

1 Claim, 1 Drawing Sheet






Fig-1

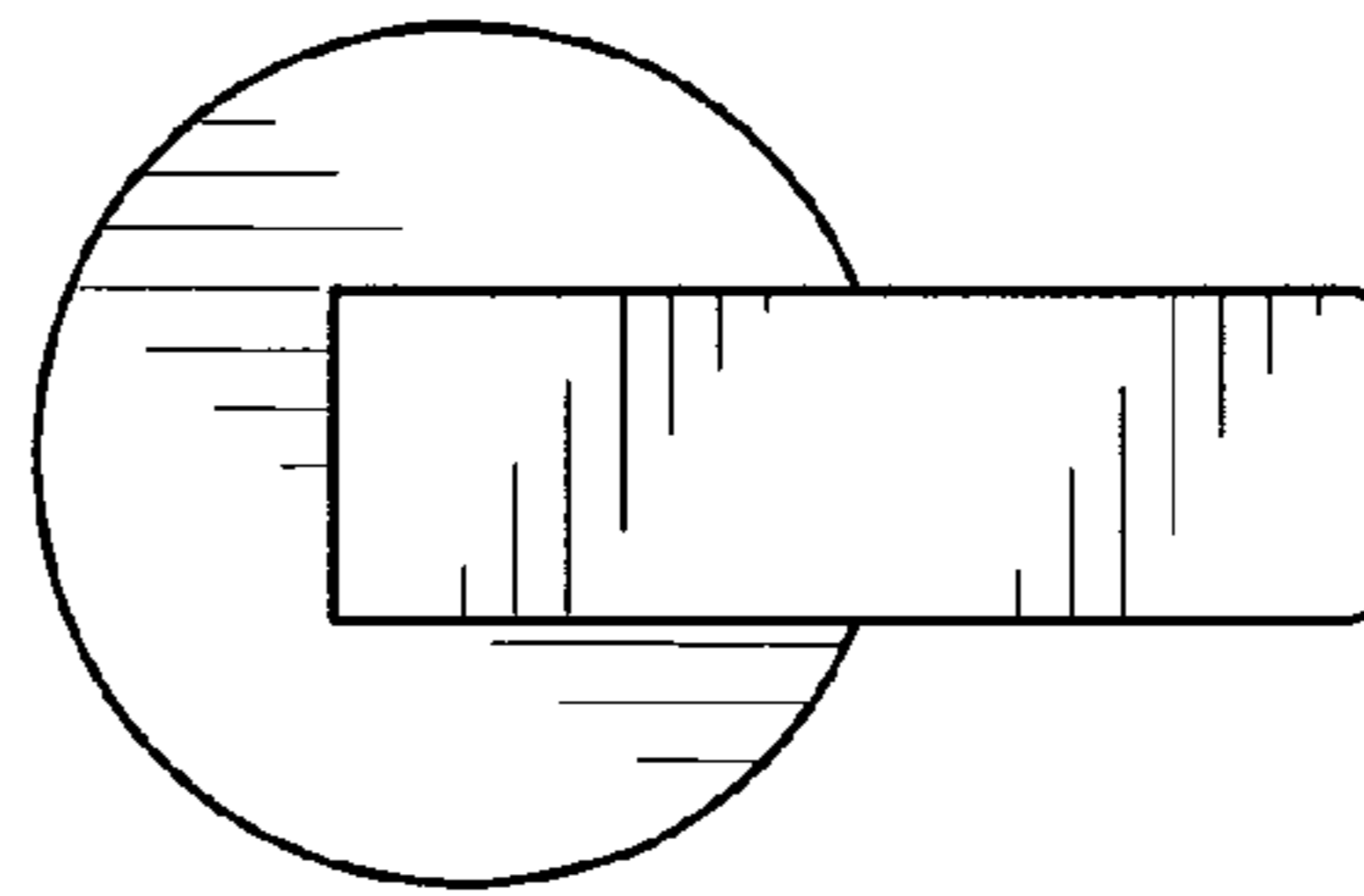


Fig-2




Fig-3

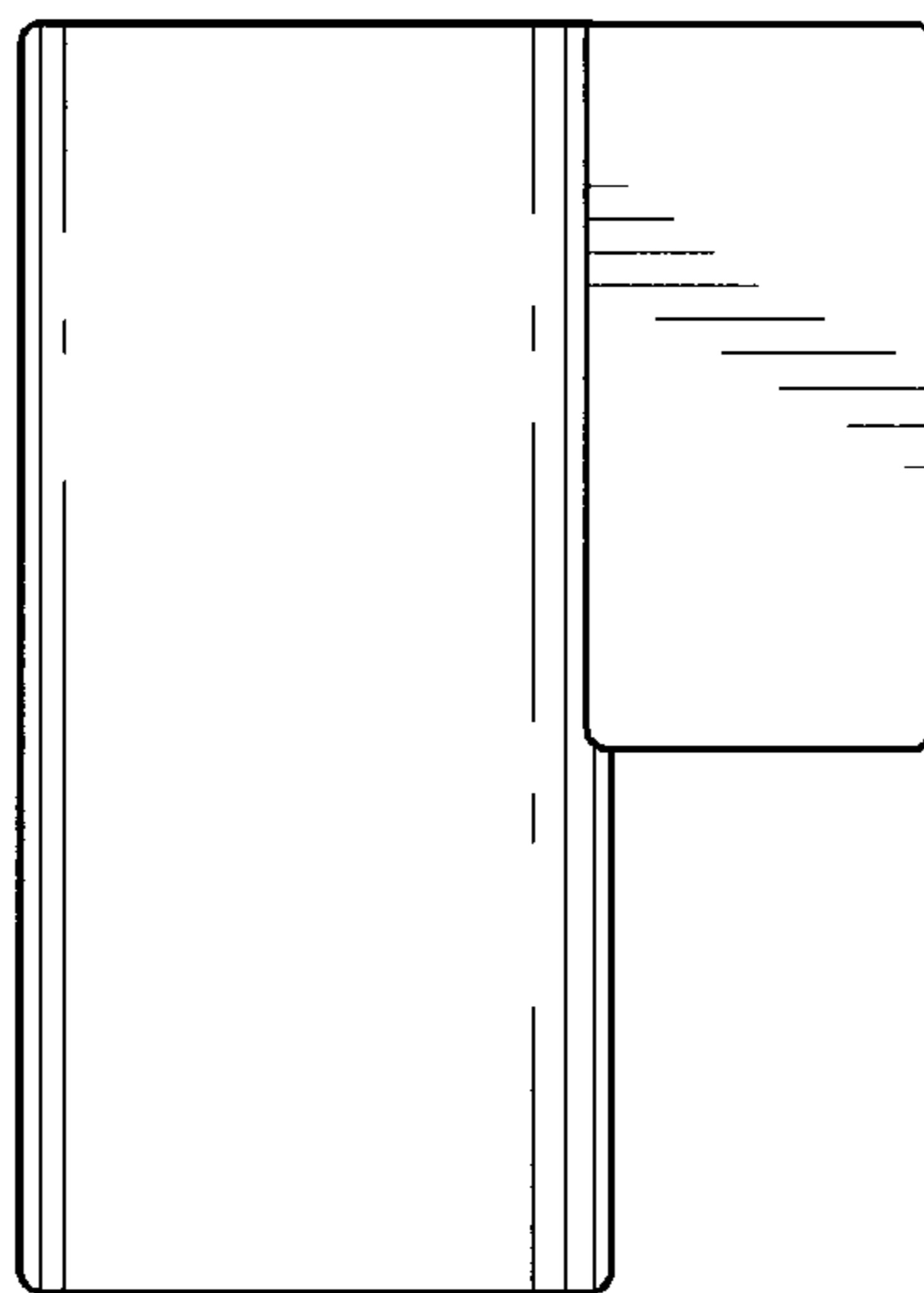


Fig-4

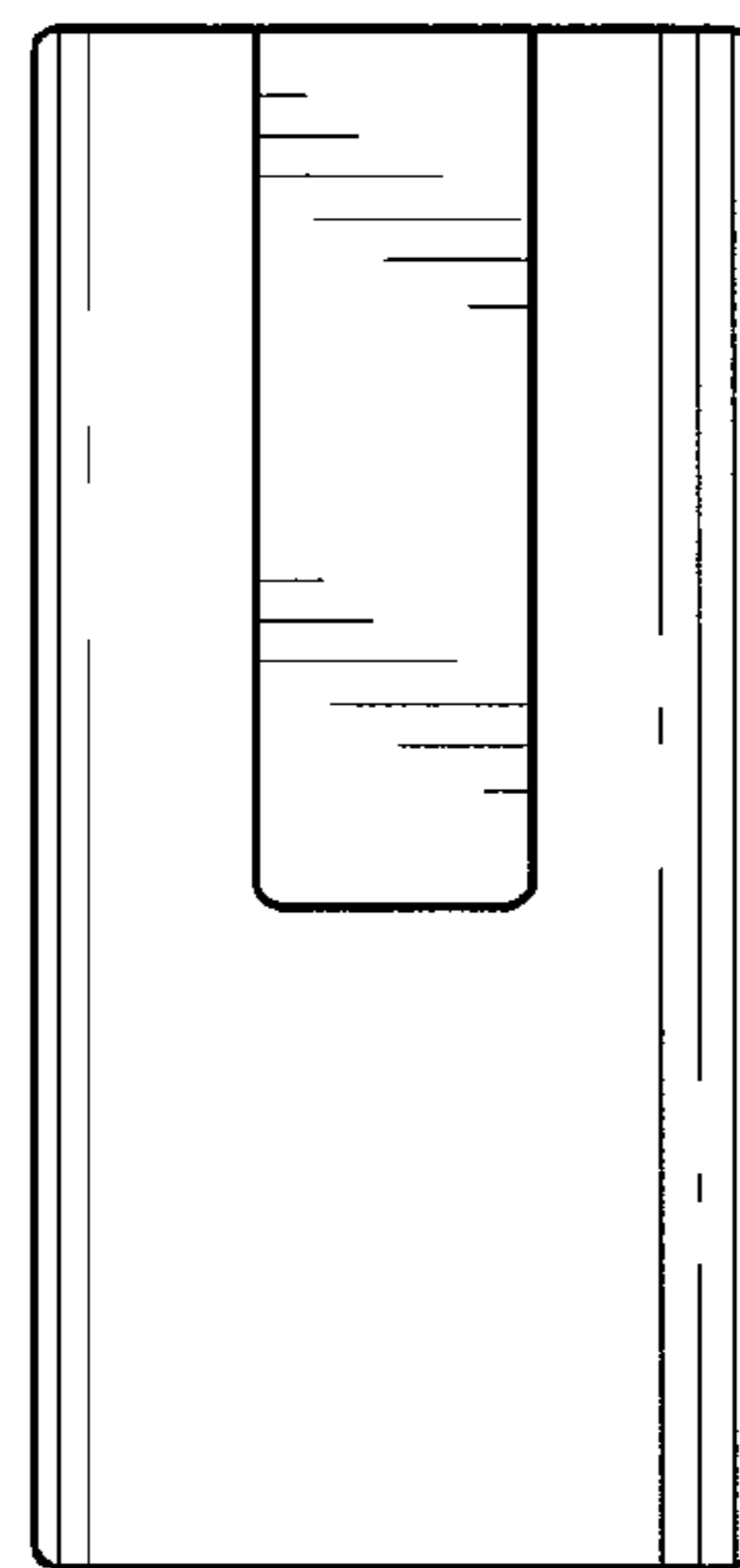


Fig-5

Fig-6

