



US00D740380S

(12) **United States Design Patent**
Sorensen, II

(10) **Patent No.:** **US D740,380 S**

(45) **Date of Patent:** **** Oct. 6, 2015**

(54) **EXERCISE BENCH**

(71) Applicant: **Robert A Sorensen, II**, Salem, OR (US)

(72) Inventor: **Robert A Sorensen, II**, Salem, OR (US)

(**) Term: **14 Years**

(21) Appl. No.: **29/507,624**

(22) Filed: **Oct. 29, 2014**

(51) **LOC (10) Cl.** **21-02**

(52) **U.S. Cl.**

USPC **D21/687**

(58) **Field of Classification Search**

USPC 482/122, 115, 145, 111, 123, 121, 126,
482/140, 142, 130, 129, 132, 96, 131, 139,
482/148, 141, 146, 95, 907, 143, 144, 93,
482/908, 127, 92, 109, 110, 80; 297/16.1,
297/175, 445.1, 440.15, 215.12, 313, 328,
297/383, 423.46, 423.1, 423.44, 259.1,
297/353; D21/690, 676, 687, 662, 691,
D21/688, 681, 694, 423, 686; 273/449;
601/24, 49, 120, 131, 46; 472/103;
140/121, 122, 123, 124, 90; 108/6;
248/397; 292/338, 313; D6/353

CPC A63B 23/0211; A63B 21/0552; A63B
2208/0233; A63B 21/1492; A63B 23/0233;
Y10S 482/907

See application file for complete search history.

(56) **References Cited**

U.S. PATENT DOCUMENTS

3,940,181 A * 2/1976 Cheek, Jr. 297/423.46
D476,384 S * 6/2003 Perez D21/690
D478,137 S * 8/2003 Ho et al. D21/687

6,634,997 B2 * 10/2003 Breibart et al. 482/130
7,108,642 B1 * 9/2006 Stearns 482/140
D541,358 S * 4/2007 Webber D21/690
D542,868 S * 5/2007 Webber D21/690
D545,928 S * 7/2007 Huang D21/690
7,294,099 B2 * 11/2007 Schenk 482/148
D599,864 S * 9/2009 McMillan D21/690
7,662,077 B1 * 2/2010 Liu 482/142
7,794,378 B2 * 9/2010 Splane et al. 482/142
D627,014 S * 11/2010 Gustin D21/687
D637,664 S * 5/2011 Battison D21/663
D649,205 S * 11/2011 Zachary D21/676
8,282,171 B1 * 10/2012 Stocker et al. 297/440.15
2005/0130816 A1 * 6/2005 Huang 482/140
2006/0281610 A1 * 12/2006 Perez 482/130
2007/0184949 A1 * 8/2007 Weir et al. 482/130
2008/0096743 A1 * 4/2008 Weir et al. 482/140
2012/0190511 A1 * 7/2012 Sprague 482/91

* cited by examiner

Primary Examiner — Robert M Spear

Assistant Examiner — Ryan Harvey

(74) *Attorney, Agent, or Firm* — Gulf Coast Intellectual
Property Group

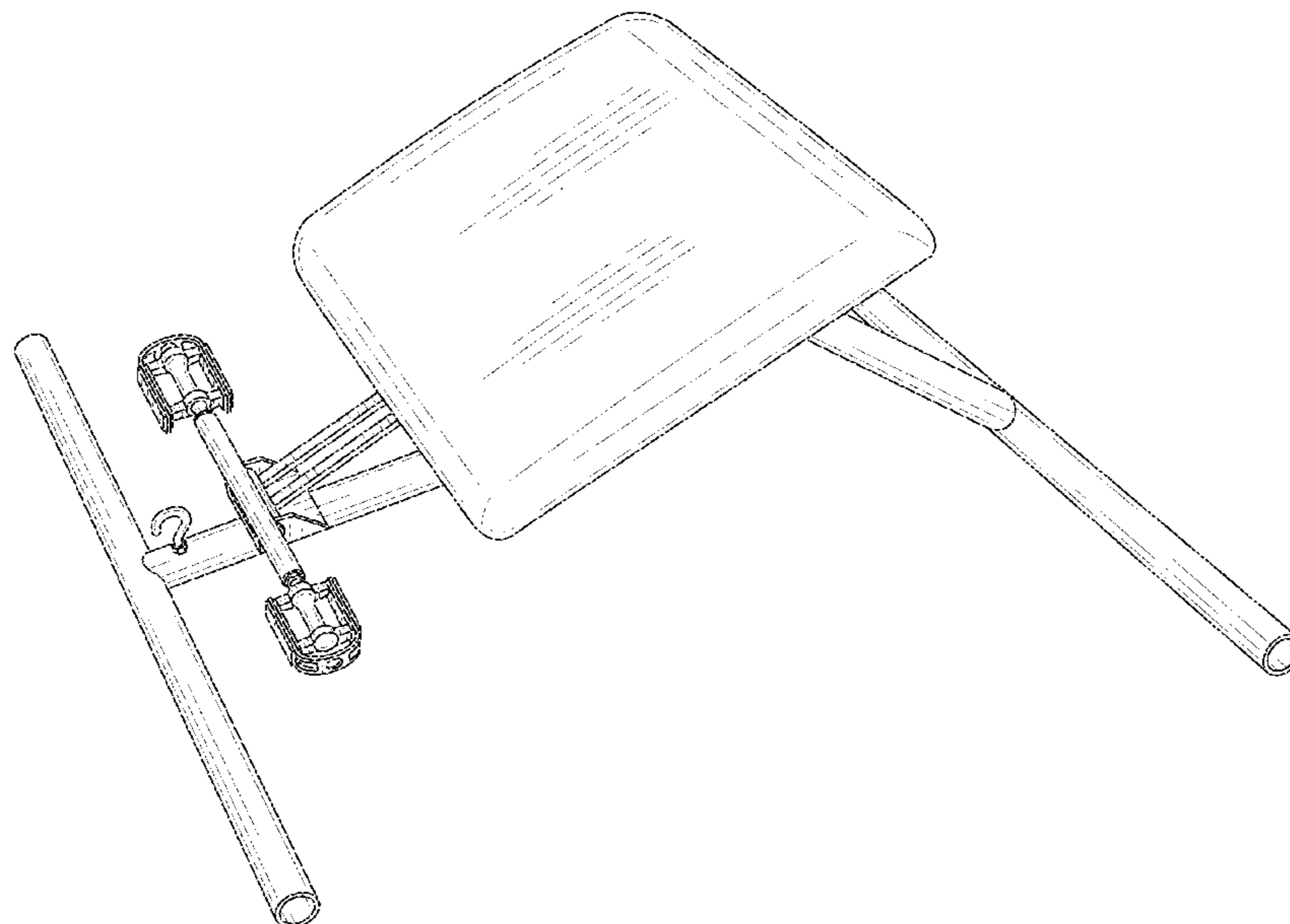
(57) **CLAIM**

The ornamental design for an exercise bench, as shown and
described.

DESCRIPTION

FIG. 1 is a perspective view of the present invention; and
FIG. 2 is a right side view of the present invention; and
FIG. 3 is a left side of the present invention; and
FIG. 4 is a front view of the present invention; and,
FIG. 5 is a rear view of the present invention.

1 Claim, 4 Drawing Sheets



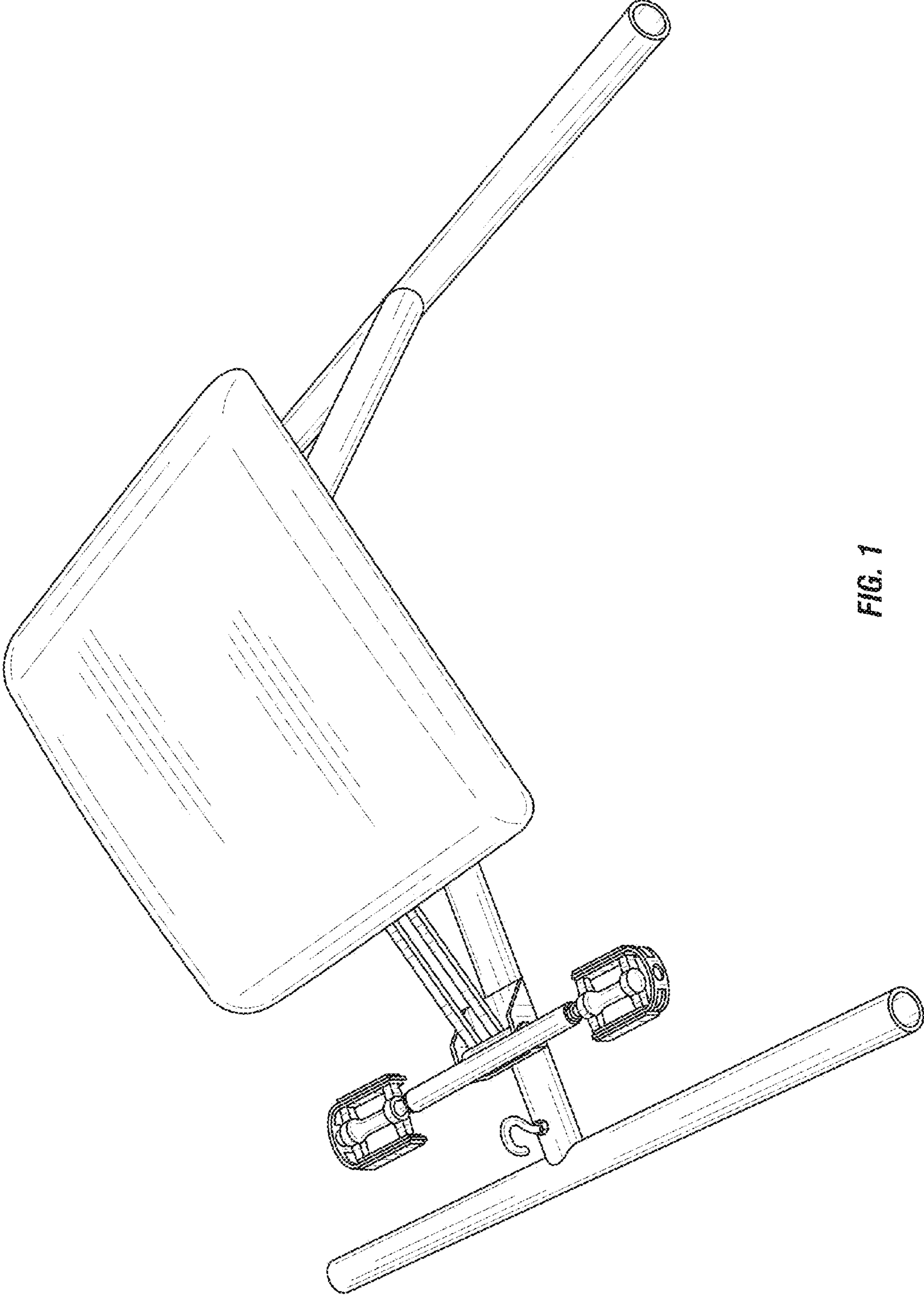


FIG. 1

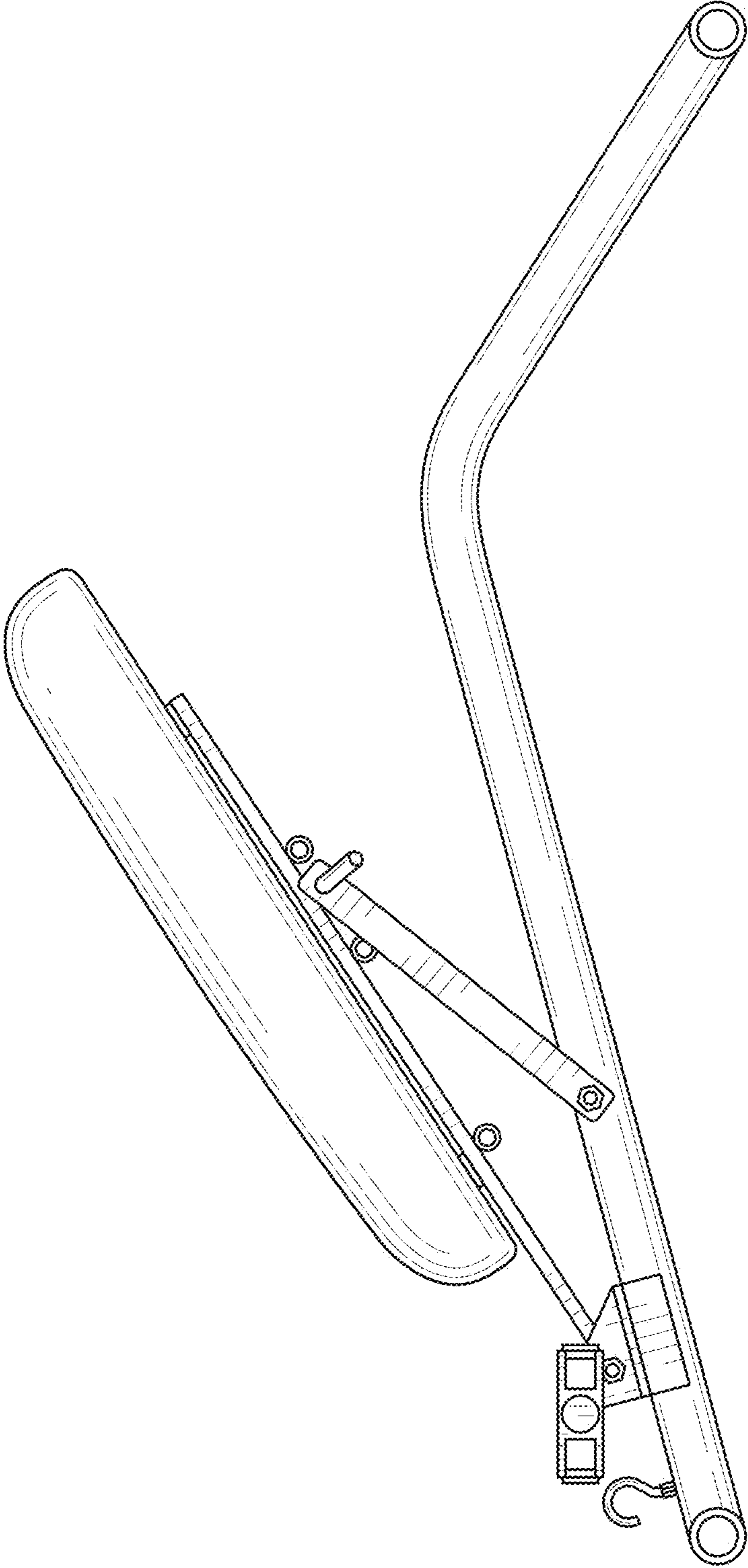


FIG. 2

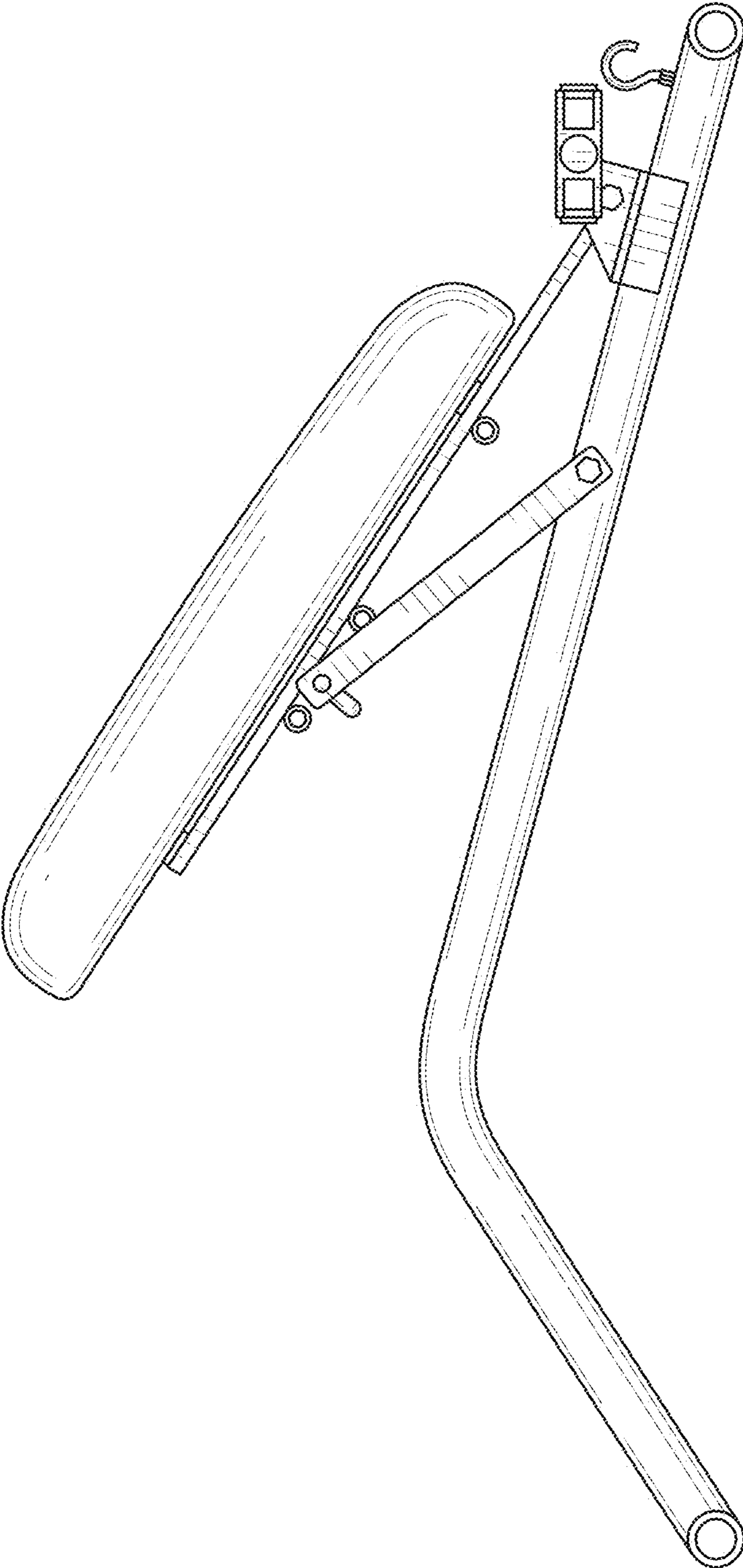


FIG. 3

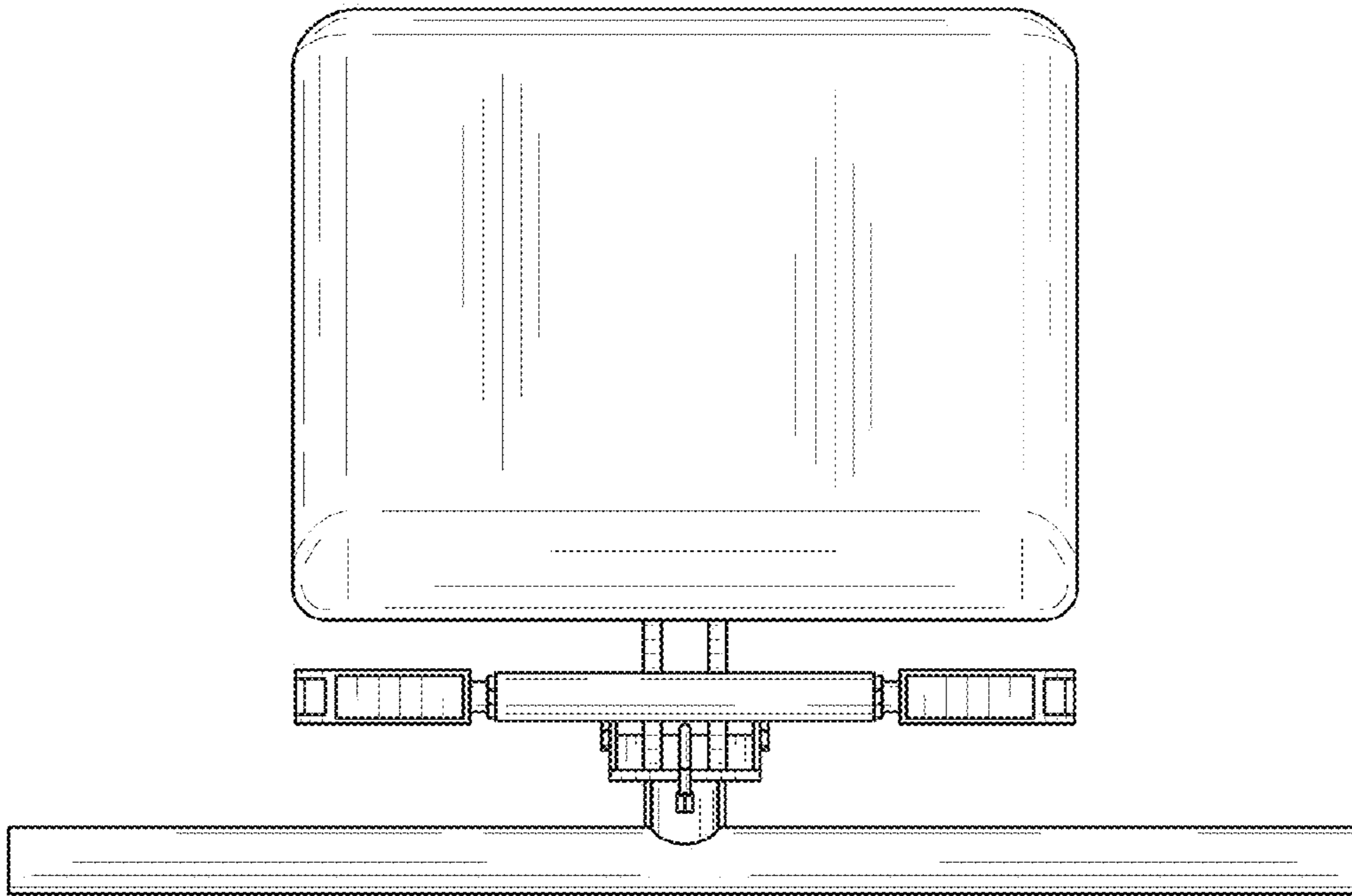


FIG. 4

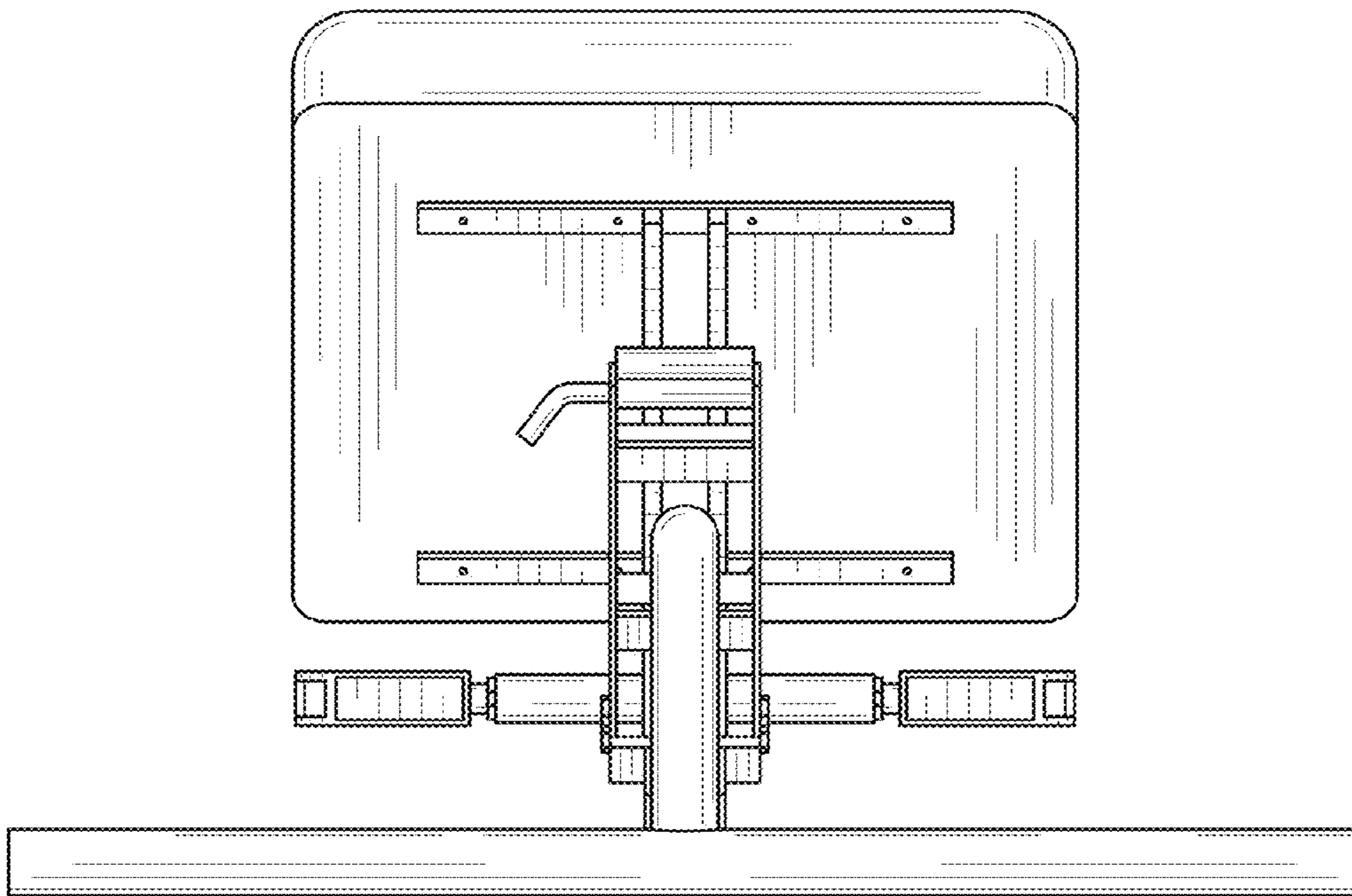


FIG. 5