

US00D740365S

(12) **United States Design Patent**  
**Vadenne**

(10) **Patent No.:** **US D740,365 S**

(45) **Date of Patent:** **\*\* Oct. 6, 2015**

(54) **WRITING INSTRUMENT**

(71) Applicant: **Societe BIC**, Clichy (FR)

(72) Inventor: **Franck Vadenne**, Bezons (FR)

(73) Assignee: **Societe BIC**, Clichy (FR)

(\*\*) Term: **14 Years**

(21) Appl. No.: **29/492,087**

(22) Filed: **May 28, 2014**

(30) **Foreign Application Priority Data**

Jan. 31, 2014 (EM) ..... 002396507-0001

(51) **LOC (10) Cl.** ..... **19-06**

(52) **U.S. Cl.**  
USPC ..... **D19/183**; D19/923

(58) **Field of Classification Search**  
USPC ..... D14/411; D19/115-204; D26/34, 38  
CPC ..... B43K 5/005; B43K 7/00; B43K 7/01;  
B43K 7/10; B43K 8/02; B43K 8/022; B43K  
8/024; B43K 8/026; B43K 8/028; B43K 8/03;  
B43K 11/00

See application file for complete search history.

(56) **References Cited**

**U.S. PATENT DOCUMENTS**

D179,615 S \* 1/1957 Spatz ..... D28/4  
D317,624 S \* 6/1991 Jurinjak ..... D19/42

D446,212 S \* 8/2001 Chang ..... D14/411  
D464,675 S \* 10/2002 Wang ..... D19/49  
D561,832 S \* 2/2008 Bhavnani ..... D19/51  
D591,352 S \* 4/2009 Gerules et al. .... D19/50  
D612,888 S \* 3/2010 Rolion et al. .... D19/51  
D616,497 S \* 5/2010 Shiina ..... D19/48  
D628,645 S \* 12/2010 Zhang ..... D19/51  
D642,619 S \* 8/2011 Kermoal ..... D19/48  
D672,393 S \* 12/2012 Mao ..... D19/50  
D701,564 S \* 3/2014 Moon ..... D19/163  
D701,573 S \* 3/2014 Ikeda ..... D19/171

\* cited by examiner

*Primary Examiner* — Elizabeth Albert

(74) *Attorney, Agent, or Firm* — Ohlandt, Greeley, Ruggiero & Perle, L.L.P.

(57) **CLAIM**

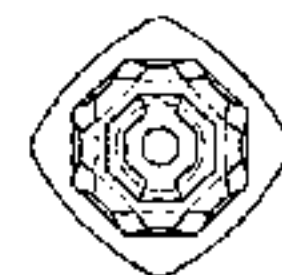
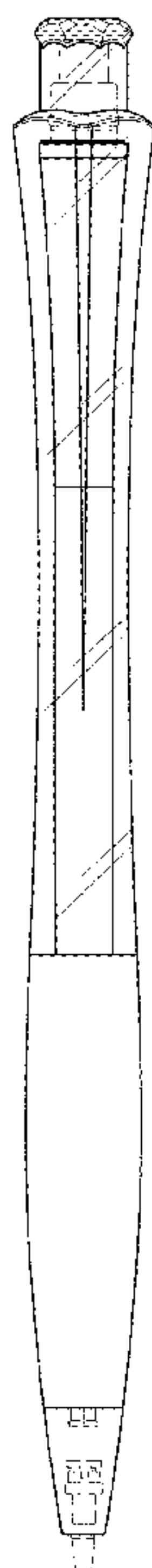
The ornamental design for a writing instrument, as shown and described.

**DESCRIPTION**

FIG. 1 is a front perspective view of a writing instrument showing my new design;  
FIG. 2 is a right side elevational view thereof;  
FIG. 3 is a front elevational view of my design as translucent;  
FIG. 4 is a back side elevational view thereof;  
FIG. 5 is a left side elevational view thereof;  
FIG. 6 is a bottom plan view thereof; and,  
FIG. 7 is a top plan view.

The inside features and writing tip in broken lines are included to show portions of the writing instrument that form no part of the claimed design.

**1 Claim, 6 Drawing Sheets**



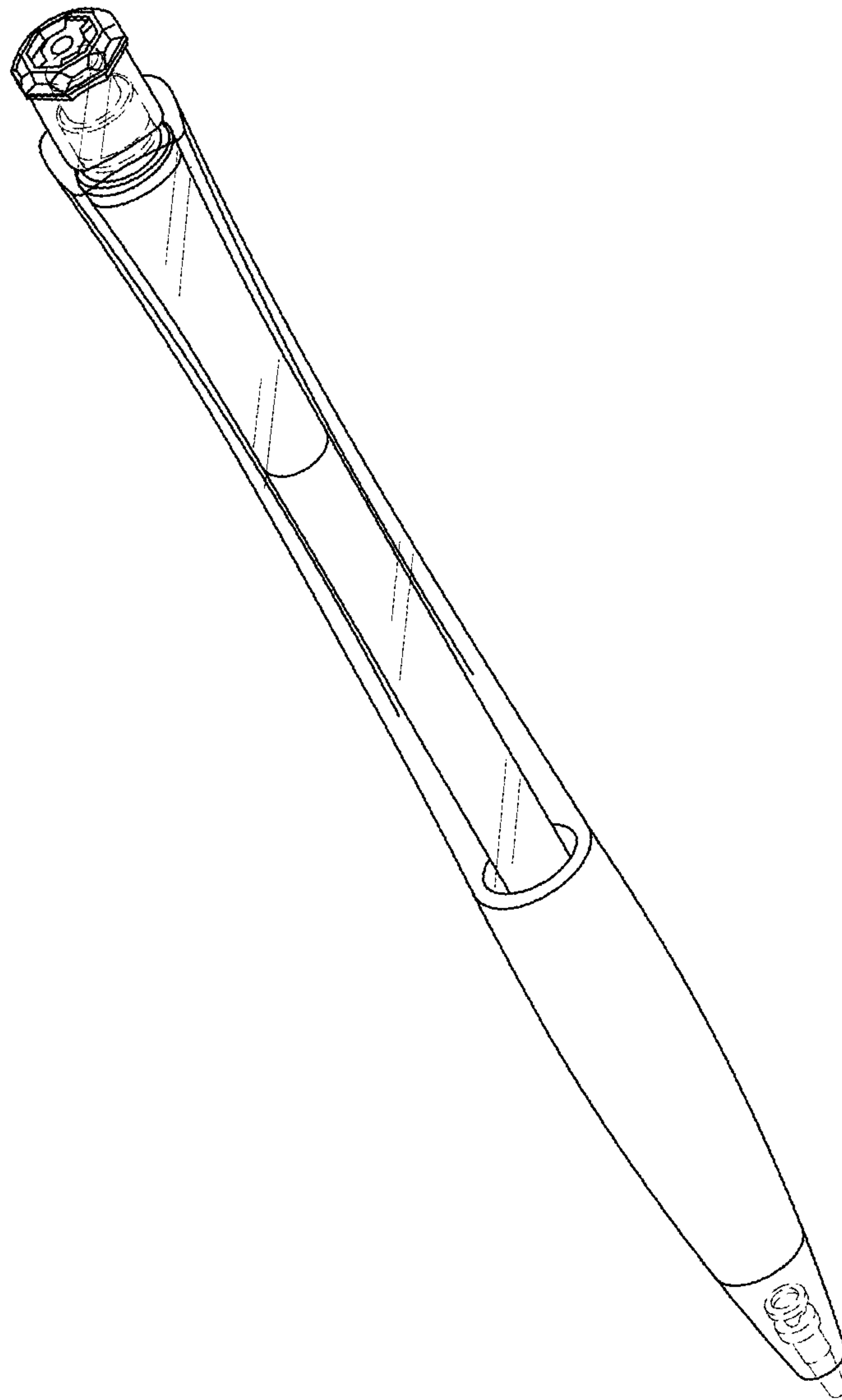


FIG. 1

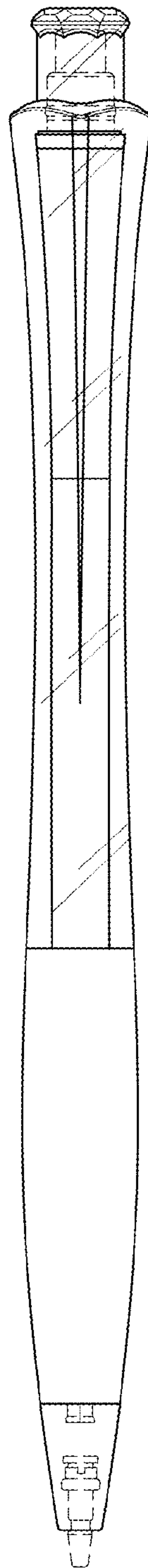


FIG. 2

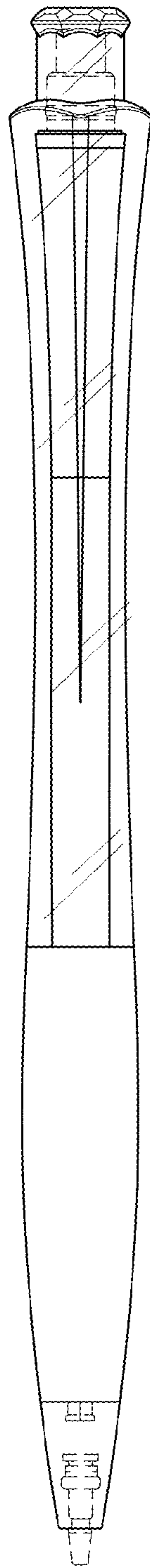


FIG. 3




FIG. 4

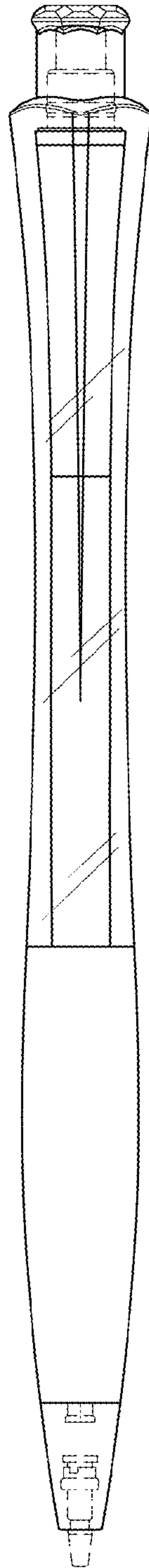
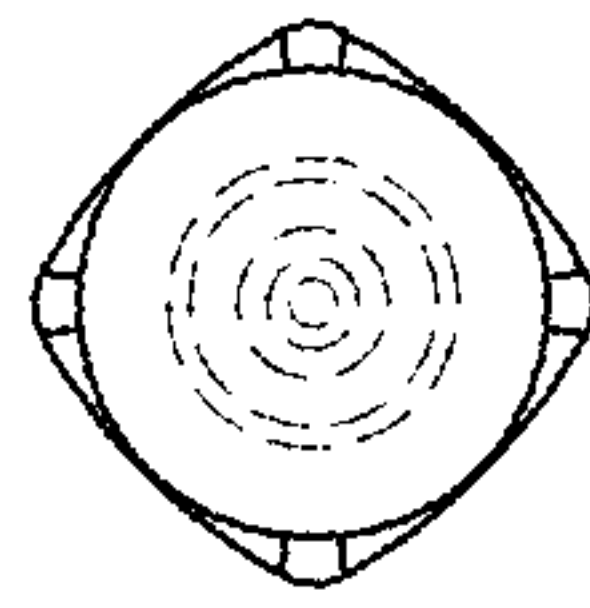
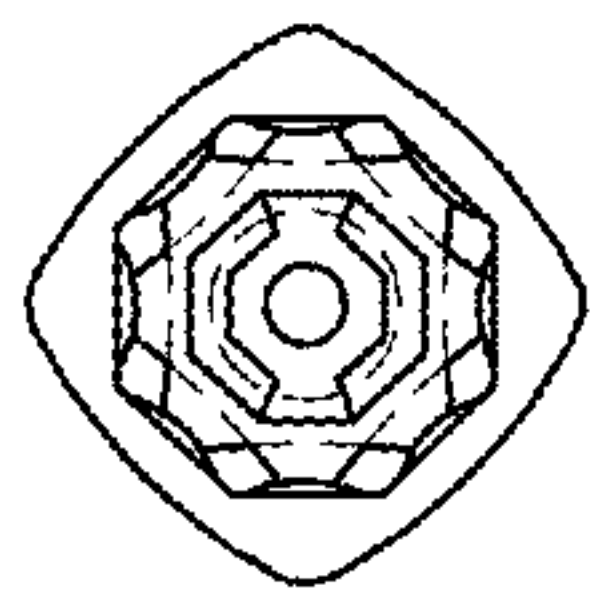


FIG. 5



*FIG. 6*



*FIG. 7*