



US00D740363S

(12) **United States Design Patent**  
**Boisdeveysys**

(10) **Patent No.:** **US D740,363 S**

(45) **Date of Patent:** **\*\* Oct. 6, 2015**

(54) **WRITING INSTRUMENT**

(71) Applicant: **Societe BIC**, Clichy (FR)

(72) Inventor: **David Boisdeveysys**, Vitry sur Seine (FR)

(73) Assignee: **Societe BIC**, Clichy (FR)

(\*\*) Term: **14 Years**

(21) Appl. No.: **29/493,843**

(22) Filed: **Jun. 13, 2014**

(30) **Foreign Application Priority Data**

Dec. 13, 2013 (EM) ..... 001393409-0001

(51) **LOC (10) Cl.** ..... **19-06**

(52) **U.S. Cl.**  
USPC ..... **D19/171**; D19/906; D19/913

(58) **Field of Classification Search**  
USPC ..... D14/411; D19/115-204; D26/34, 38  
CPC ..... B43K 5/005; B43K 7/00; B43K 7/01;  
B43K 7/10; B43K 8/02; B43K 8/022; B43K  
8/024; B43K 8/026; B43K 8/028; B43K 8/03;  
B43K 11/00  
See application file for complete search history.

(56) **References Cited**

**U.S. PATENT DOCUMENTS**

D425,559 S \* 5/2000 Beneyto ..... D19/51  
D553,681 S \* 10/2007 Cetera ..... D19/51  
D558,269 S \* 12/2007 Takanashi ..... D19/49  
D562,891 S \* 2/2008 Qiu et al. .... D19/47  
D573,184 S \* 7/2008 Vadenne ..... D19/50

D586,393 S \* 2/2009 Nishida ..... D19/49  
D589,559 S \* 3/2009 Slemp ..... D19/51  
D609,744 S \* 2/2010 Rathod ..... D19/48  
D612,888 S \* 3/2010 Rolion et al. .... D19/51  
D641,788 S \* 7/2011 Rolion et al. .... D19/50  
D646,716 S \* 10/2011 Losel ..... D19/51  
D648,387 S \* 11/2011 Liang ..... D19/50  
D648,791 S \* 11/2011 Li ..... D19/50  
D667,882 S \* 9/2012 Uchiyama et al. .... D19/50  
D683,400 S \* 5/2013 Xie ..... D19/48  
D689,935 S \* 9/2013 Li ..... D19/173  
D692,483 S \* 10/2013 Laemle ..... D19/933  
2011/0318083 A1 \* 12/2011 Yoon ..... 401/106

\* cited by examiner

*Primary Examiner* — Elizabeth Albert

(74) *Attorney, Agent, or Firm* — Ohlandt, Greeley, Ruggiero & Perle, L.L.P.

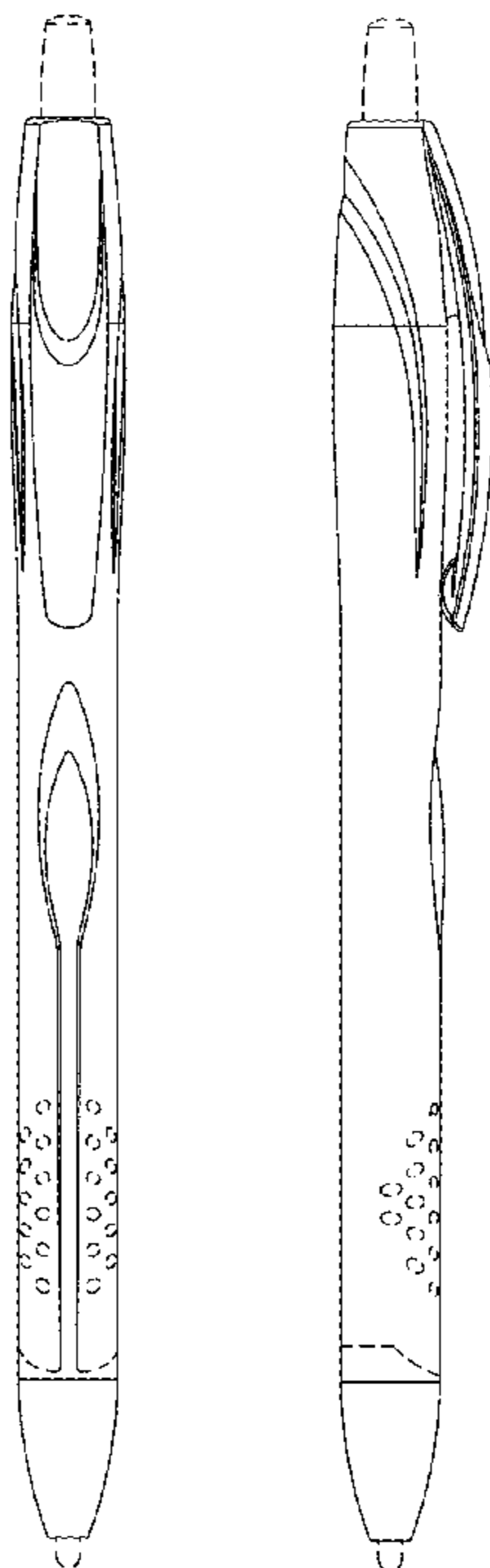
(57) **CLAIM**

The ornamental design for a writing instrument, as shown and described.

**DESCRIPTION**

FIG. 1 is a front perspective view of an ornamental design for a writing instrument according to the present invention; FIG. 2 is a front elevational view thereof; FIG. 3 is a rear elevational view thereof; FIG. 4 is a left side elevational view thereof; FIG. 5 is a right side elevational view thereof; FIG. 6 is a bottom plan view thereof; and, FIG. 7 is a top plan view rotated 180 degrees from FIG. 6. The broken lines are included to show features that form no part of the claimed design.

**1 Claim, 5 Drawing Sheets**



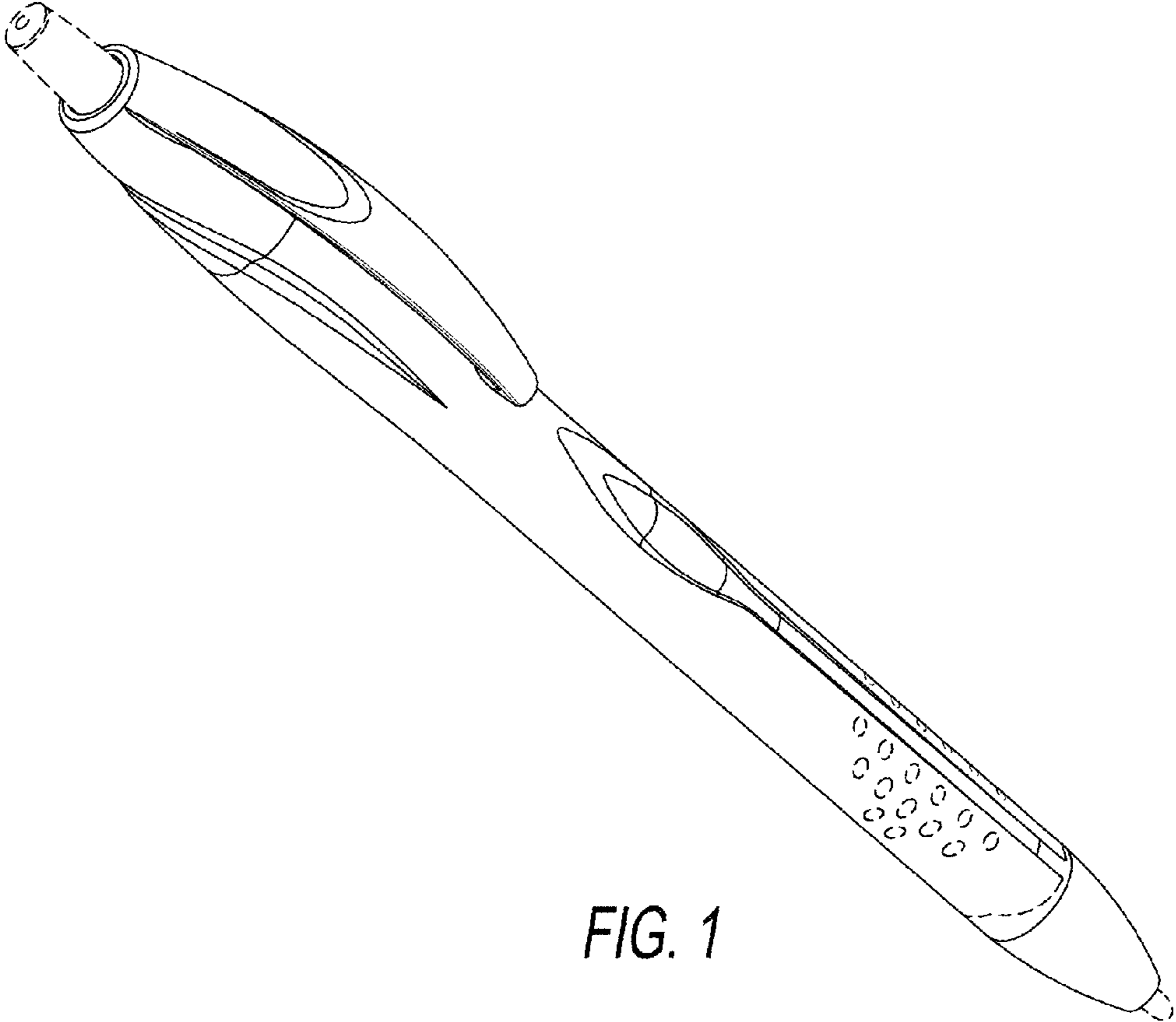


FIG. 1

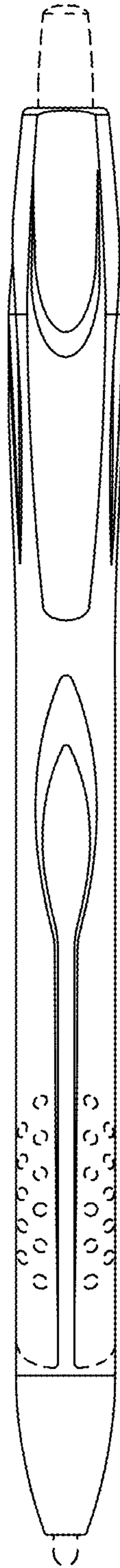



FIG. 2



*FIG. 3*




FIG. 4


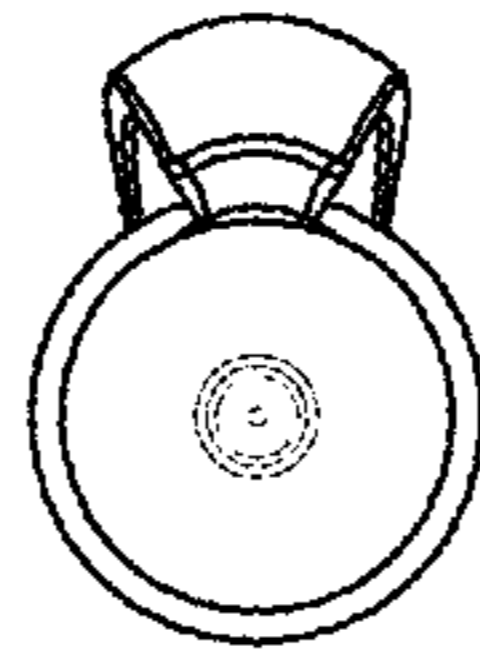


FIG. 5



*FIG. 6*



*FIG. 7*