

US00D740358S

(12) **United States Design Patent**  
**Kang et al.**

(10) **Patent No.:** **US D740,358 S**

(45) **Date of Patent:** **\*\* Oct. 6, 2015**

(54) **PORTABLE MOBILE PRINTER**  
(71) Applicant: **LG ELECTRONICS INC.**, Seoul (KR)  
(72) Inventors: **Seokkyu Kang**, Seoul (KR); **Ilsoo Yeom**, Seoul (KR); **Hana Kim**, Seoul (KR); **Nari Lee**, Seoul (KR)  
(73) Assignee: **LG Electronics Inc.**, Seoul (KR)  
(\*\*) Term: **14 Years**

6,068,420 A \* 5/2000 Austin et al. .... 400/693  
D490,845 S \* 6/2004 Fukushima ..... D18/50  
6,860,664 B2 \* 3/2005 Silverbrook ..... 400/613  
D517,111 S \* 3/2006 Katayama ..... D18/50  
D533,216 S \* 12/2006 Sato ..... D18/50  
D545,355 S \* 6/2007 Katayama ..... D18/50  
D546,383 S \* 7/2007 Wang ..... D18/50  
D558,262 S \* 12/2007 Hong et al. .... D18/50  
D563,413 S \* 3/2008 Kuroda et al. .... D14/422  
D664,592 S \* 7/2012 Nakagawa et al. .... D18/50  
D689,867 S \* 9/2013 Yamaguchi et al. .... D14/422  
D732,108 S \* 6/2015 Ryu et al. .... D18/50  
2004/0067089 A1 \* 4/2004 Tanaami et al. .... 400/693

\* cited by examiner

(21) Appl. No.: **29/472,937**

*Primary Examiner* — Cathy Anne MacCormac

(22) Filed: **Nov. 18, 2013**

(74) *Attorney, Agent, or Firm* — Morgan, Lewis, Bockius LLP

(30) **Foreign Application Priority Data**

May 21, 2013 (KR) ..... 30-2013-0026256

(51) **LOC (10) Cl.** ..... **18-02**

(52) **U.S. Cl.**  
USPC ..... **D18/50**; D18/14

(58) **Field of Classification Search**  
USPC ..... D18/50, 54, 54.1, 55, 14, 19; 400/613, 400/613.1–613.4, 690.1–690.4, 691–694  
See application file for complete search history.

(56) **References Cited**

**U.S. PATENT DOCUMENTS**

D299,346 S \* 1/1989 Lehman et al. .... D18/54  
4,904,100 A \* 2/1990 Enix ..... 400/613  
D307,157 S \* 4/1990 Sakaguchi et al. .... D18/54  
D322,982 S \* 1/1992 Tashiro ..... D18/54  
D341,585 S \* 11/1993 Tu ..... D14/462

(57) **CLAIM**

The ornamental design for a portable mobile printer, as shown and described.

**DESCRIPTION**

FIG. 1 is a front, left side, perspective view of a portable mobile printer showing our new design;  
FIG. 2 is a front view thereof;  
FIG. 3 is a rear view thereof;  
FIG. 4 is a left side view thereof;  
FIG. 5 is a right side view thereof;  
FIG. 6 is a top view thereof; and,  
FIG. 7 is a bottom view thereof.

The broken lines shown in the drawings depict environmental subject matter and form no part of the claimed design.

**1 Claim, 4 Drawing Sheets**

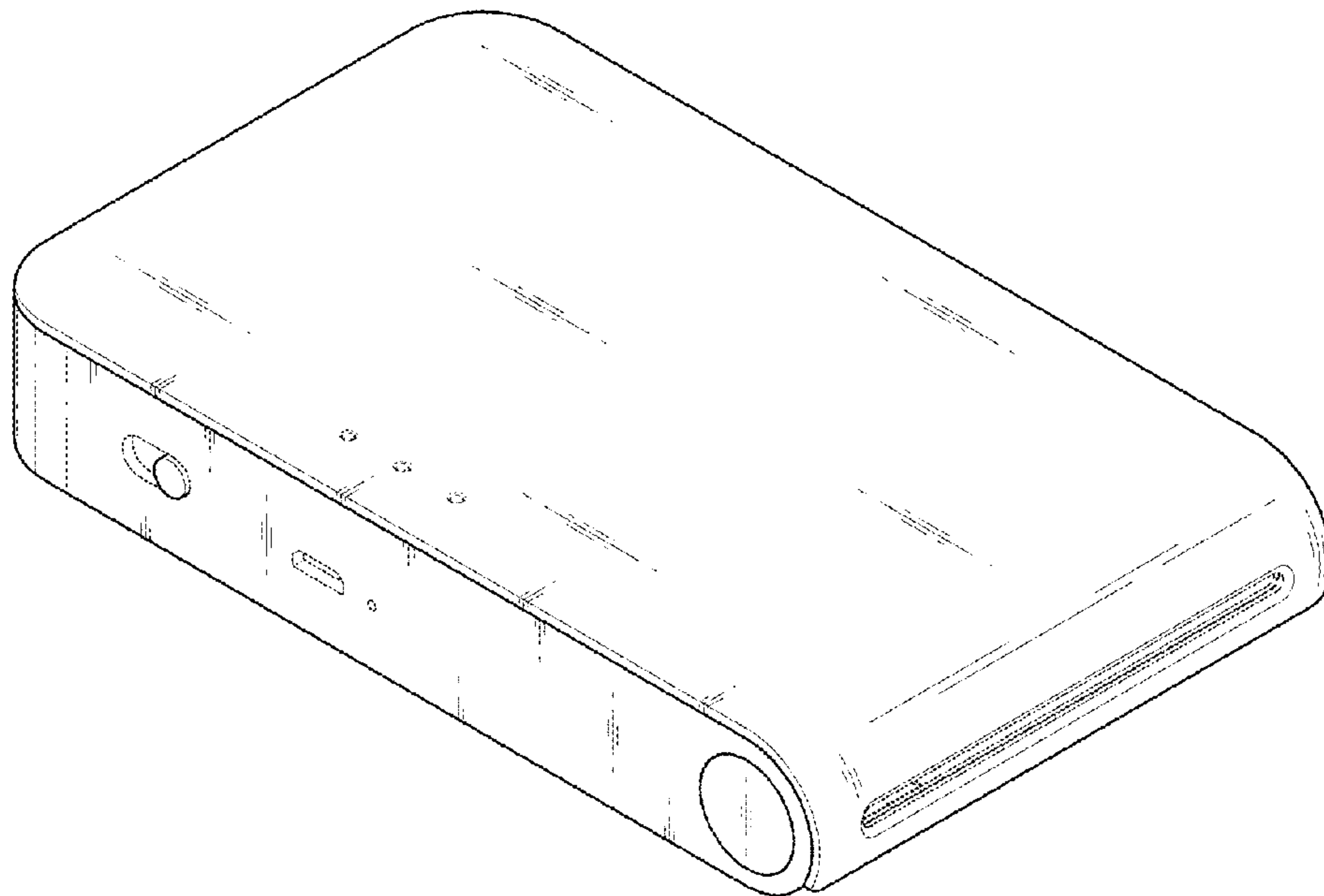


FIG. 1

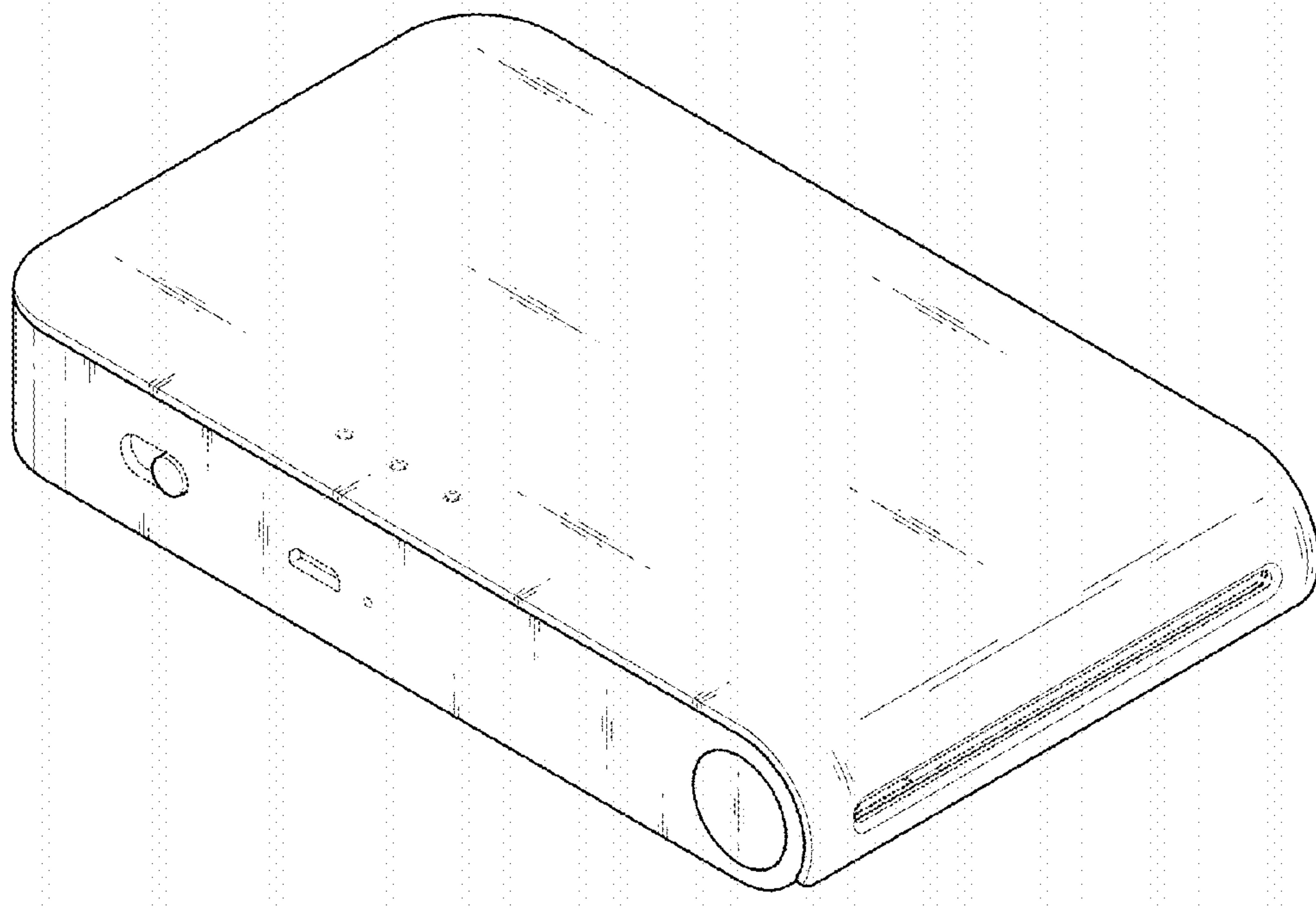


FIG. 2




FIG. 3

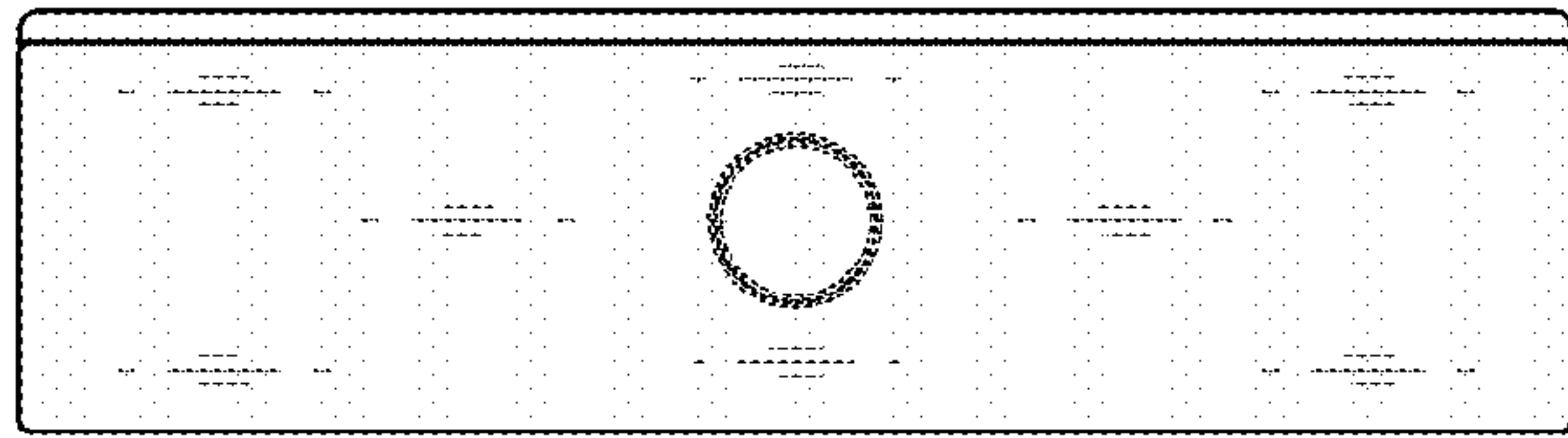


FIG. 4

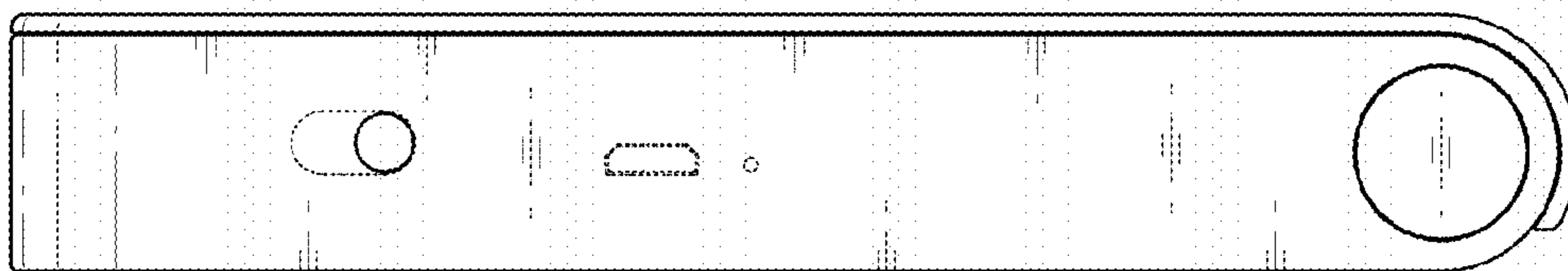


FIG. 5




FIG. 6




FIG. 7

