



US00D740351S

(12) **United States Design Patent**  
**Froissard et al.**

(10) **Patent No.:** **US D740,351 S**  
(45) **Date of Patent:** **\*\* Oct. 6, 2015**

(54) **EYEWEAR ARTICLE SIDE SHIELD  
RETAINER**

5,798,815 A 8/1998 Hirschman  
5,877,837 A 3/1999 Hayes  
5,940,161 A 8/1999 Hirschman  
6,007,196 A 12/1999 Saba  
D435,058 S \* 12/2000 Green et al. .... D16/309  
RE37,530 E 1/2002 Hirschman

(71) Applicant: **3M INNOVATIVE PROPERTIES  
COMPANY**, St. Paul, MN (US)

(72) Inventors: **Laurent Froissard**, Cranston, RI (US);  
**Dana R Dixon**, Carmel, IN (US)

(73) Assignee: **3M Innovative Properties Company**,  
St. Paul, MN (US)

(\*\*) Term: **14 Years**

(21) Appl. No.: **29/471,410**

(22) Filed: **Oct. 31, 2013**

(51) **LOC (10) Cl.** ..... **16-06**

(52) **U.S. Cl.**

USPC ..... **D16/337**; D16/309; D16/330; D16/335

(58) **Field of Classification Search**

USPC ..... D16/101, 300–342, 900; D29/109–110;

351/41, 44, 51–52, 62, 158, 92,

351/103–123, 140–153, 63, 59, 45–48;

2/426–432, 447–449, 441, 434–437,

2/13, 15; D21/483, 659–661; D14/372

CPC ..... G02C 2200/08; G02C 1/06; G02C 5/14;

G02C 5/16; G02C 11/02; G02C 11/04;

A61M 2021/0044

See application file for complete search history.

(56) **References Cited**

**U.S. PATENT DOCUMENTS**

1,295,128 A 2/1919 Day  
3,505,679 A 4/1970 Bennett  
3,721,490 A 3/1973 Prince  
5,235,727 A 8/1993 McCloskey  
D352,300 S \* 11/1994 Gales ..... D16/309  
5,543,864 A 8/1996 Hirschman  
5,558,351 A 9/1996 Hunter  
5,748,278 A 5/1998 Simmons

(Continued)

**FOREIGN PATENT DOCUMENTS**

GB 1139751 1/1969  
GB 1308587 2/1973

(Continued)

**OTHER PUBLICATIONS**

U.S. Appl. No. 61/898,062 to Dixon et al. filed Oct. 31, 2013, entitled  
*Eyewear Article Side Shield Retainer*.

(Continued)

*Primary Examiner* — Raphael Barkai

(74) *Attorney, Agent, or Firm* — Peter L. Olson

(57)

**CLAIM**

The ornamental design for an eyewear article side shield  
retainer, as shown and described.

**DESCRIPTION**

FIG. 1 is a front perspective view of a new design for an  
eyewear article side shield retainer.

FIG. 2 is a front view thereof;

FIG. 3 is a back view thereof;

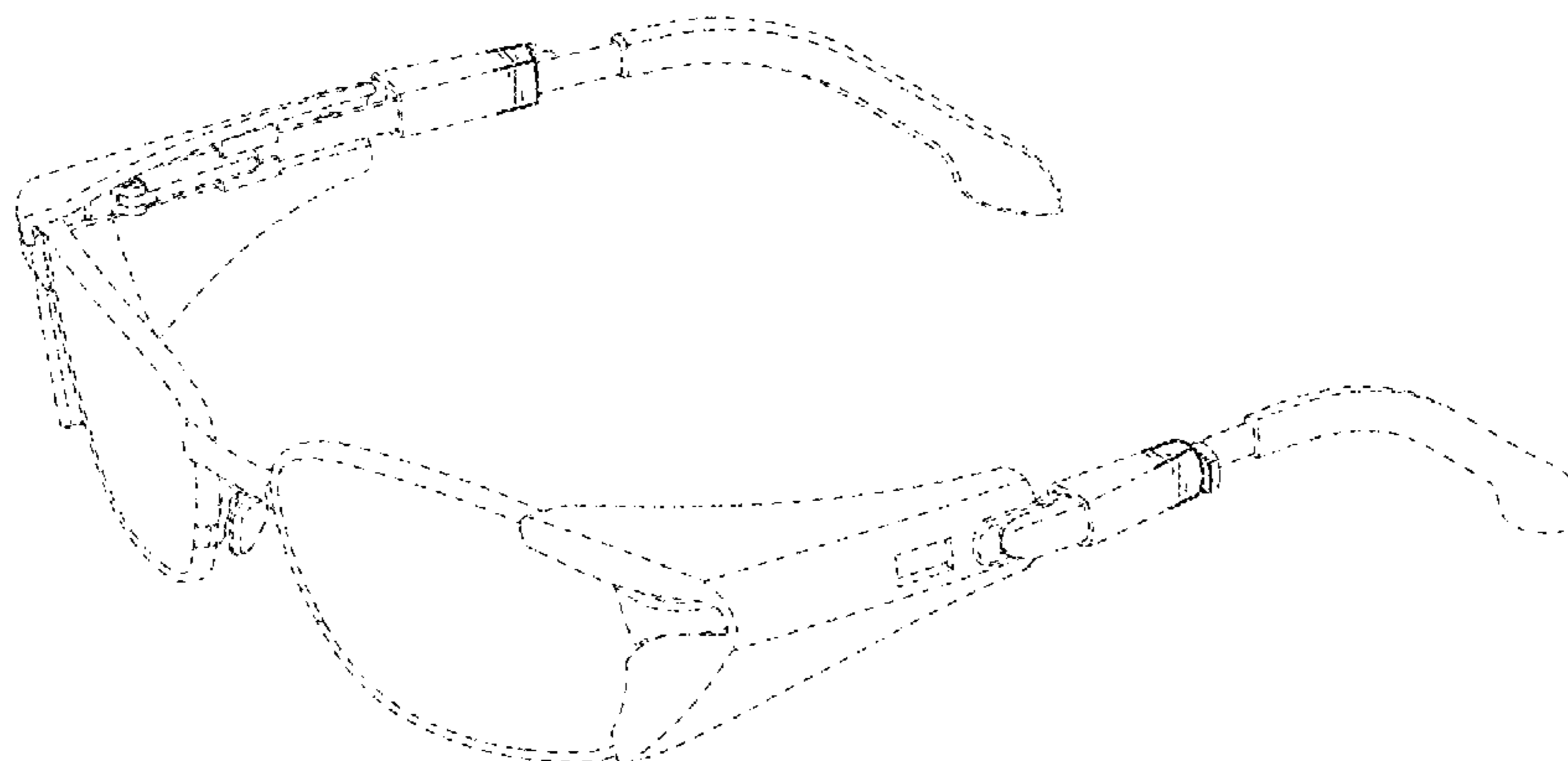
FIG. 4 is a right view thereof, the left view being a mirror  
image thereof;

FIG. 5 is a top view thereof; and,

FIG. 6 is a bottom view thereof.

Broken lines form no part of the claimed design, and any  
shading is provided to illustrate contour only and is not an  
indication of texture, gloss, etc.

**1 Claim, 3 Drawing Sheets**



(56)

**References Cited**

U.S. PATENT DOCUMENTS

6,393,609 B1 5/2002 Simmons  
6,540,347 B1 4/2003 Radziwon  
6,666,554 B2 12/2003 Mulvey  
6,715,873 B2 4/2004 Nahmias  
6,726,321 B2 4/2004 Radziwon  
6,910,767 B2 6/2005 Froissard  
8,087,774 B2 1/2012 Yang  
8,087,776 B2 1/2012 Pulito  
8,210,675 B1 7/2012 Leshe  
8,393,731 B2 3/2013 Jung  
D698,383 S \* 1/2014 Hong ..... D16/309  
D704,248 S \* 5/2014 DiChiara ..... D16/309  
2003/0223032 A1 12/2003 Gagnon  
2006/0268217 A1 11/2006 Teng  
2008/0304005 A1 12/2008 DiChiara  
2009/0089984 A1 4/2009 Warren

FOREIGN PATENT DOCUMENTS

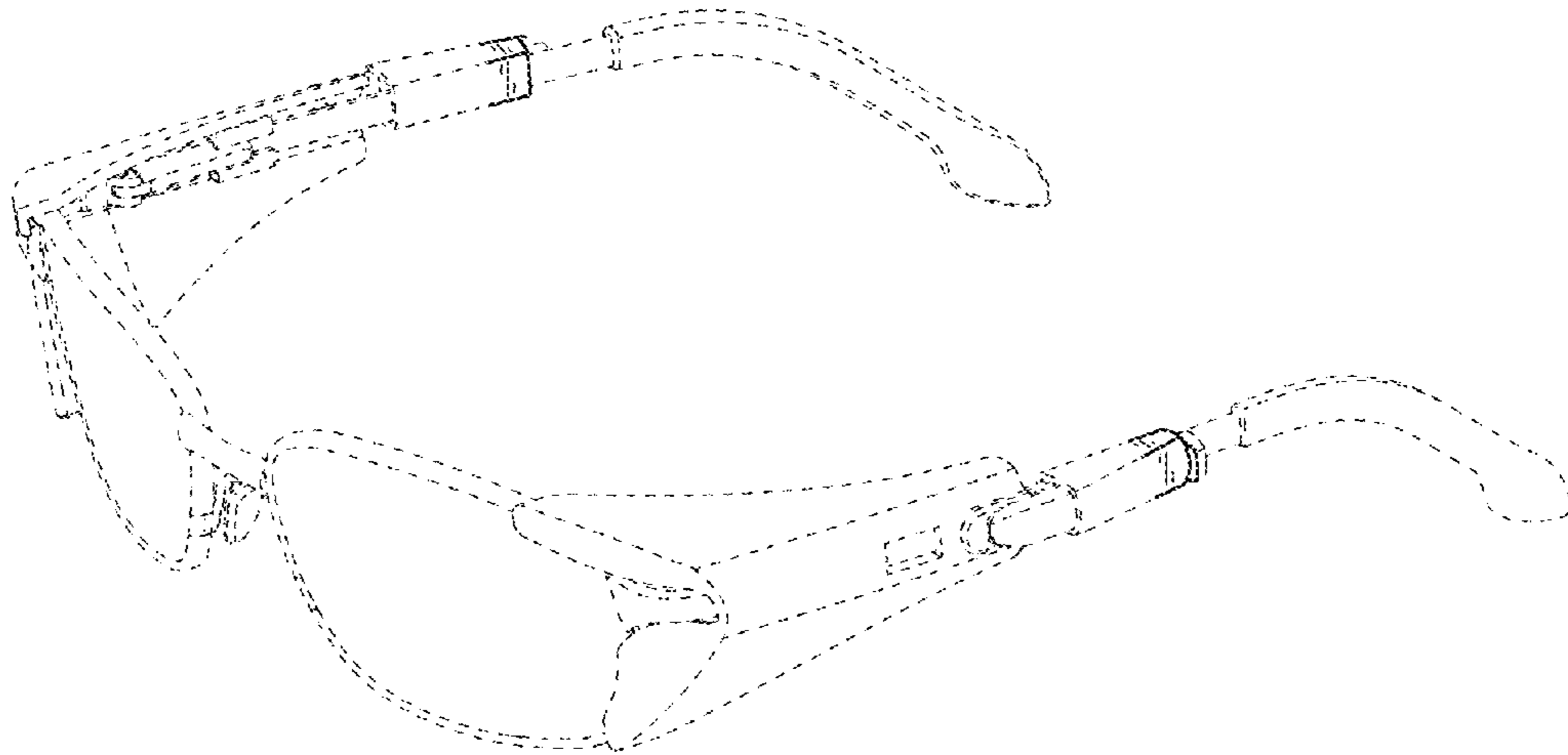
WO WO 2007/109309 9/2007  
WO WO 2009/008586 1/2009

OTHER PUBLICATIONS

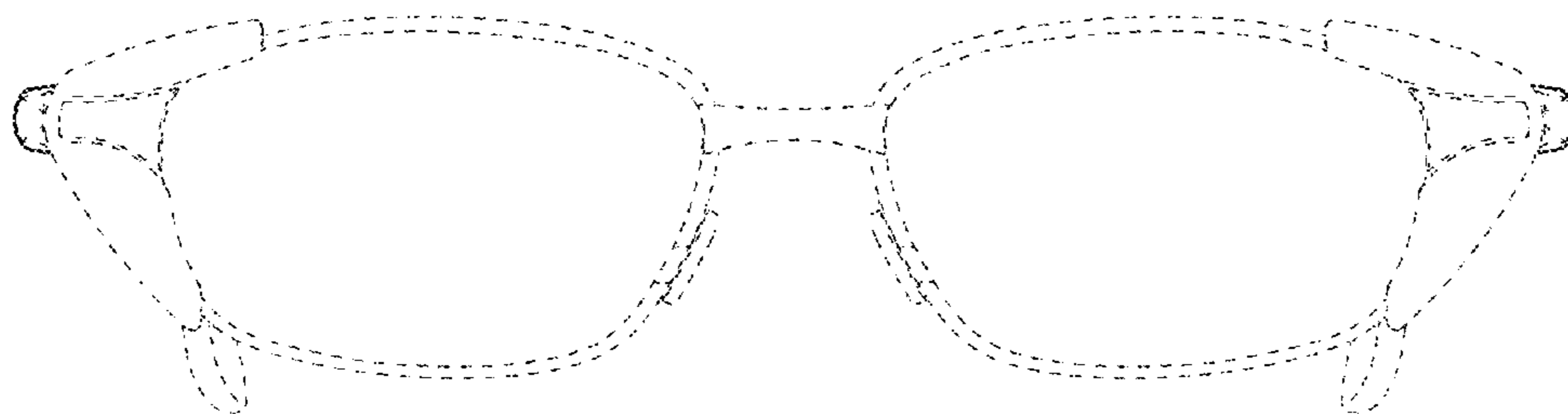
USA Workforce Safety Side Shields information obtained from the internet at <http://www.artcrafoptical.com/products/safety/shields/side-shields.htm> on Nov. 6, 2013.

Safety Optical Service Product Installation Information obtained from the internet at <http://www.sideshield.com/installation3.php> on Nov. 6, 2013.

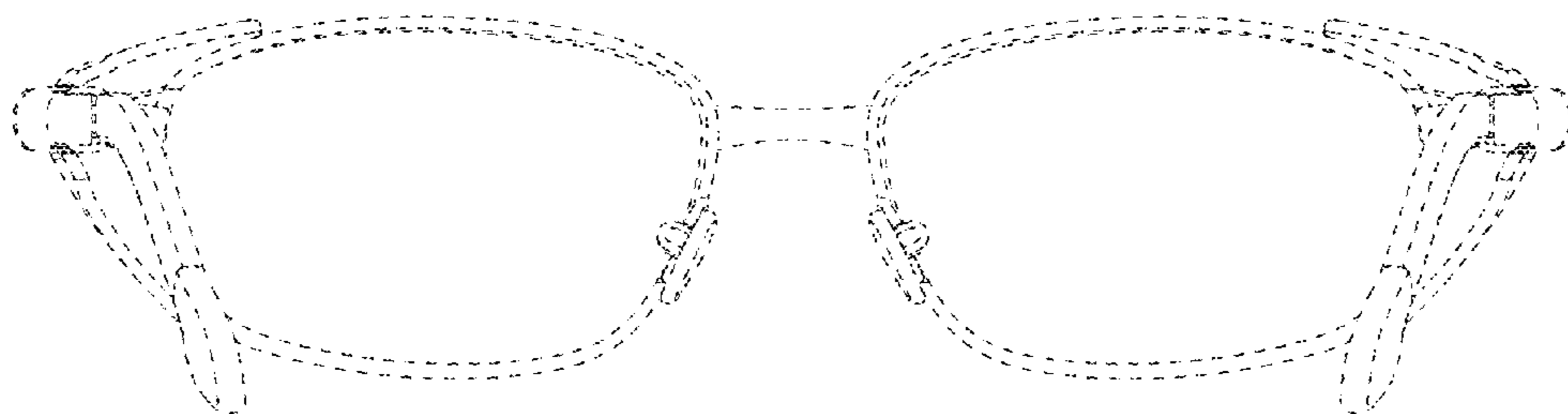
\* cited by examiner



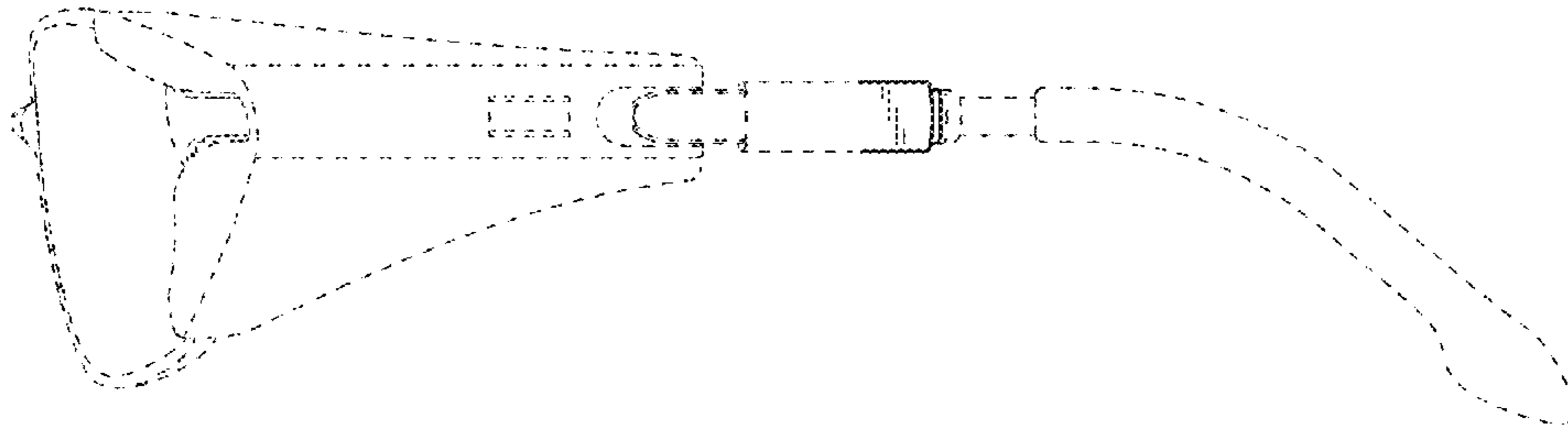
*Fig. 1*



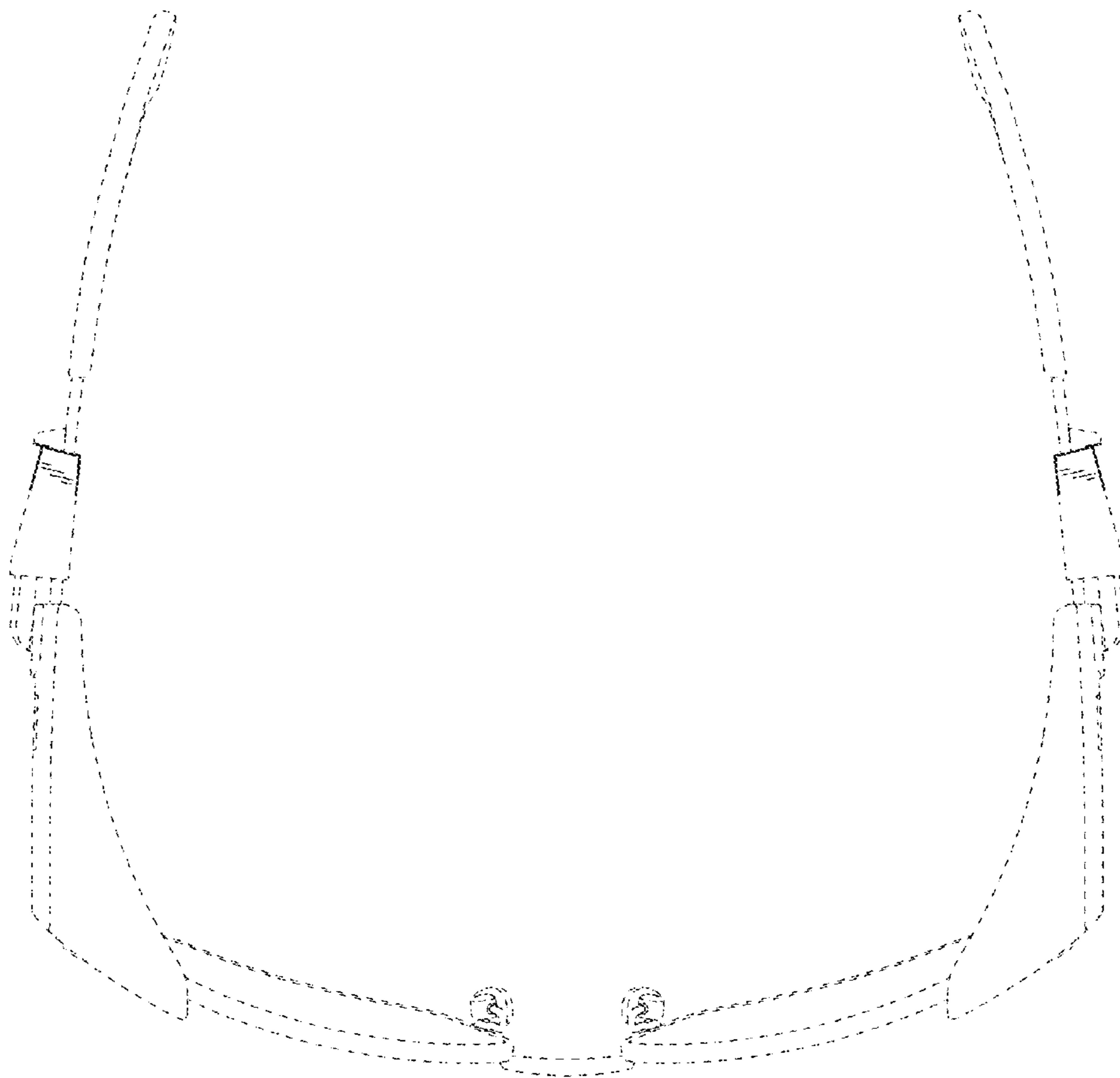
*Fig. 2*



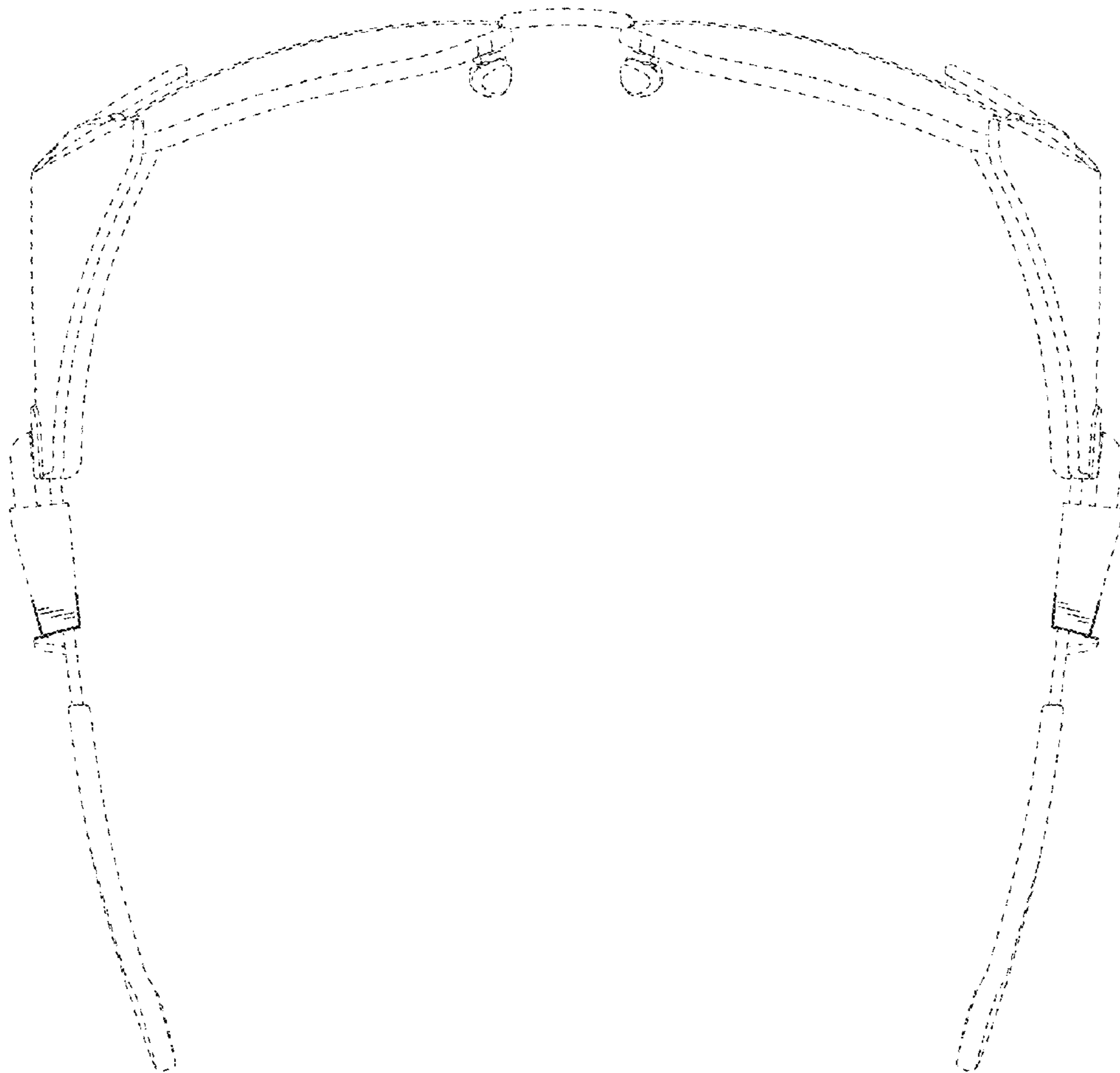
*Fig. 3*



*Fig. 4*



*Fig. 5*



*Fig. 6*