



US00D740349S

(12) **United States Design Patent**
Martin

(10) **Patent No.:** **US D740,349 S**

(45) **Date of Patent:** **** Oct. 6, 2015**

(54) **EYEWEAR**

(71) Applicant: **Actervis GmbH**, Baar/Zug (CH)

(72) Inventor: **Juan Ramón Torres Martin**, Barcelona (ES)

(73) Assignee: **Actervis GmbH**, Baar/Zug (CH)

(**) Term: **14 Years**

(21) Appl. No.: **29/476,826**

(22) Filed: **Dec. 17, 2013**

(51) **LOC (10) Cl.** **16-06**

(52) **U.S. Cl.**
USPC **D16/326**; D16/335; D16/323

(58) **Field of Classification Search**
USPC D16/101, 300–342, 900; D29/109–110;
351/41, 44, 51–52, 62, 158, 92,
351/103–123, 140–153, 63, 59, 45–46;
2/426–432, 447–449, 441, 434–437,
2/13, 15; D21/483, 659–661; D14/372
CPC G02C 2200/08; G02C 1/06; G02C 5/14;
G02C 5/16

See application file for complete search history.

(56) **References Cited**

U.S. PATENT DOCUMENTS

D561,813 S * 2/2008 Baden et al. D16/325
D583,404 S * 12/2008 Baden et al. D16/326
D585,928 S * 2/2009 Markovitz D16/326
D594,052 S * 6/2009 Yang D16/326
D645,076 S * 9/2011 Markovitz et al. D16/326

D681,098 S * 4/2013 Slosar et al. D16/326
D681,100 S * 4/2013 Markovitz et al. D16/326
D717,865 S * 11/2014 Votel et al. D16/326

* cited by examiner

Primary Examiner — Raphael Barkai

(74) *Attorney, Agent, or Firm* — Craig J. Lervick; Larkin Hoffman Daly & Lindgren, Ltd.

(57) **CLAIM**

The ornamental design of the eyewear, as shown and described.

DESCRIPTION

FIG. 1 is a perspective view of an embodiment of the eyewear showing the design;
FIG. 2 is a front view of the device illustrated in FIG. 1;
FIG. 3 is a rear view thereof;
FIG. 4 is a right side view thereof;
FIG. 5 is left side view thereof;
FIG. 6 is a top view thereof;
FIG. 7 is a bottom view thereof
FIG. 8 is a perspective view of a second embodiment of the eyewear showing the design;
FIG. 9 is a front view of the device illustrated in FIG. 8;
FIG. 10 is a rear view thereof;
FIG. 11 is a right side view thereof;
FIG. 12 is left side view thereof;
FIG. 13 is a top view thereof; and,
FIG. 14 is a bottom view thereof.
Wherein the lenses of the eyewear shown and described above may be clear or tinted.

1 Claim, 10 Drawing Sheets







FIG. 1



FIG. 2



FIG. 3




FIG. 4




FIG. 5



FIG. 6



FIG. 7



FIG. 8




FIG. 9




FIG. 10



FIG. 11



FIG. 12



FIG. 13



FIG. 14