



US00D740324S

(12) **United States Design Patent**
Kim et al.

(10) **Patent No.:** **US D740,324 S**

(45) **Date of Patent:** **** Oct. 6, 2015**

(54) **TV RECEIVER WITH ANIMATED GRAPHICAL USER INTERFACE**

(71) Applicant: **Samsung Electronics Co., Ltd.**,
Suwon-Si, Gyeonggi-Do (KR)

(72) Inventors: **Min Hyung Kim**, Seoul (KR); **Joosun Moon**, Seoul (KR); **PillKyoung Moon**, Anyang-si (KR)

(73) Assignee: **SAMSUNG ELECTRONICS CO., LTD.**, Gyeonggi-do (KR)

(**) Term: **14 Years**

(21) Appl. No.: **29/445,894**

(22) Filed: **Feb. 19, 2013**

(30) **Foreign Application Priority Data**

Aug. 27, 2012 (KR) 30-2012-0040963

(51) **LOC (10) Cl.** **14-04**

(52) **U.S. Cl.**
USPC **D14/495**; D14/489; D14/492; D14/494

(58) **Field of Classification Search**
USPC D14/485-495; D18/26, 31-33
CPC G06F 3/01; G06F 3/0481; G06F 3/0482;
G06F 3/0483

See application file for complete search history.

(56) **References Cited**

U.S. PATENT DOCUMENTS

5,678,092 A * 10/1997 Kim et al. 396/287
D438,874 S * 3/2001 Flamini D14/495

| | | | |
|----------------|---------|-----------------------|---------|
| D463,446 S * | 9/2002 | Hoxie et al. | D14/495 |
| 6,801,718 B2 * | 10/2004 | Umetsu et al. | 396/287 |
| D572,726 S * | 7/2008 | Guimaraes et al. | D14/495 |
| D651,611 S * | 1/2012 | Ouilhet et al. | D14/489 |
| D678,307 S * | 3/2013 | Kanalakis et al. | D14/486 |
| D679,730 S * | 4/2013 | Tyler et al. | D14/492 |
| D681,052 S * | 4/2013 | Woo | D14/492 |
| D706,814 S * | 6/2014 | Phelan | D14/489 |
| D723,051 S * | 2/2015 | Park | D14/486 |
| D723,585 S * | 3/2015 | Brunner et al. | D14/489 |

* cited by examiner

Primary Examiner — Cathron Brooks

Assistant Examiner — Daniel J Domino

(74) *Attorney, Agent, or Firm* — Harness, Dickey & Pierce, P.L.C.

(57) **CLAIM**

We claim the ornamental design for a TV receiver with animated graphical user interface, as shown and claimed.

DESCRIPTION

FIG. 1 is the first image in a sequence for a TV receiver with animated graphical user interface, showing our new design; and,

FIG. 2 is a second image thereof.

The appearance of the transitional image sequentially transitions between the images shown in FIGS. 1-2. The process or period in which one image transitions to another image forms no part of the claimed design.

The broken lines shown in the figures are for the purpose of illustrating portions of the article, and environmental matter, and form no part of the claimed design. The dash dot lines define the boundary of the claimed design, and form no part of the claimed design.

1 Claim, 1 Drawing Sheet


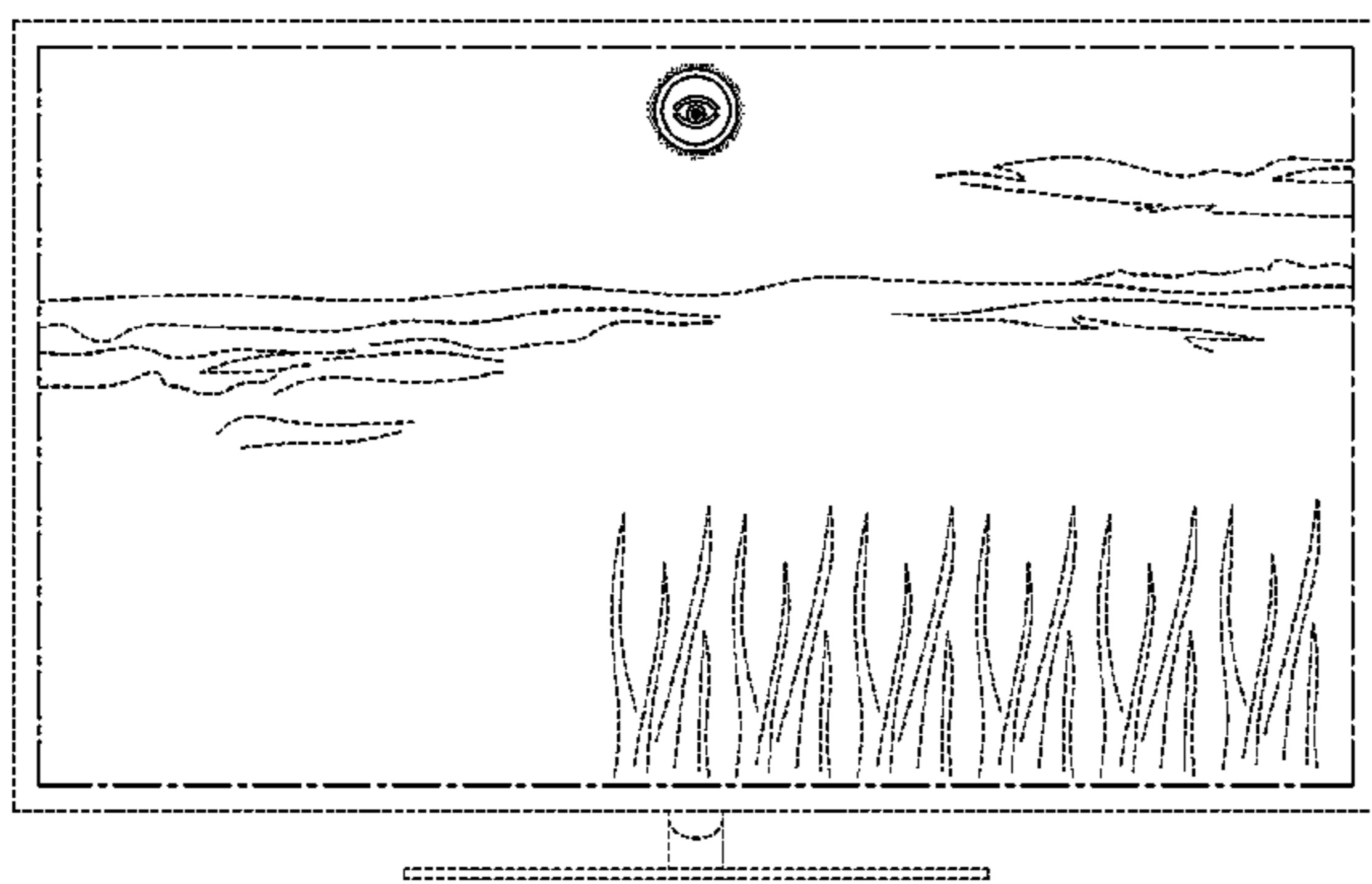


FIG. 1

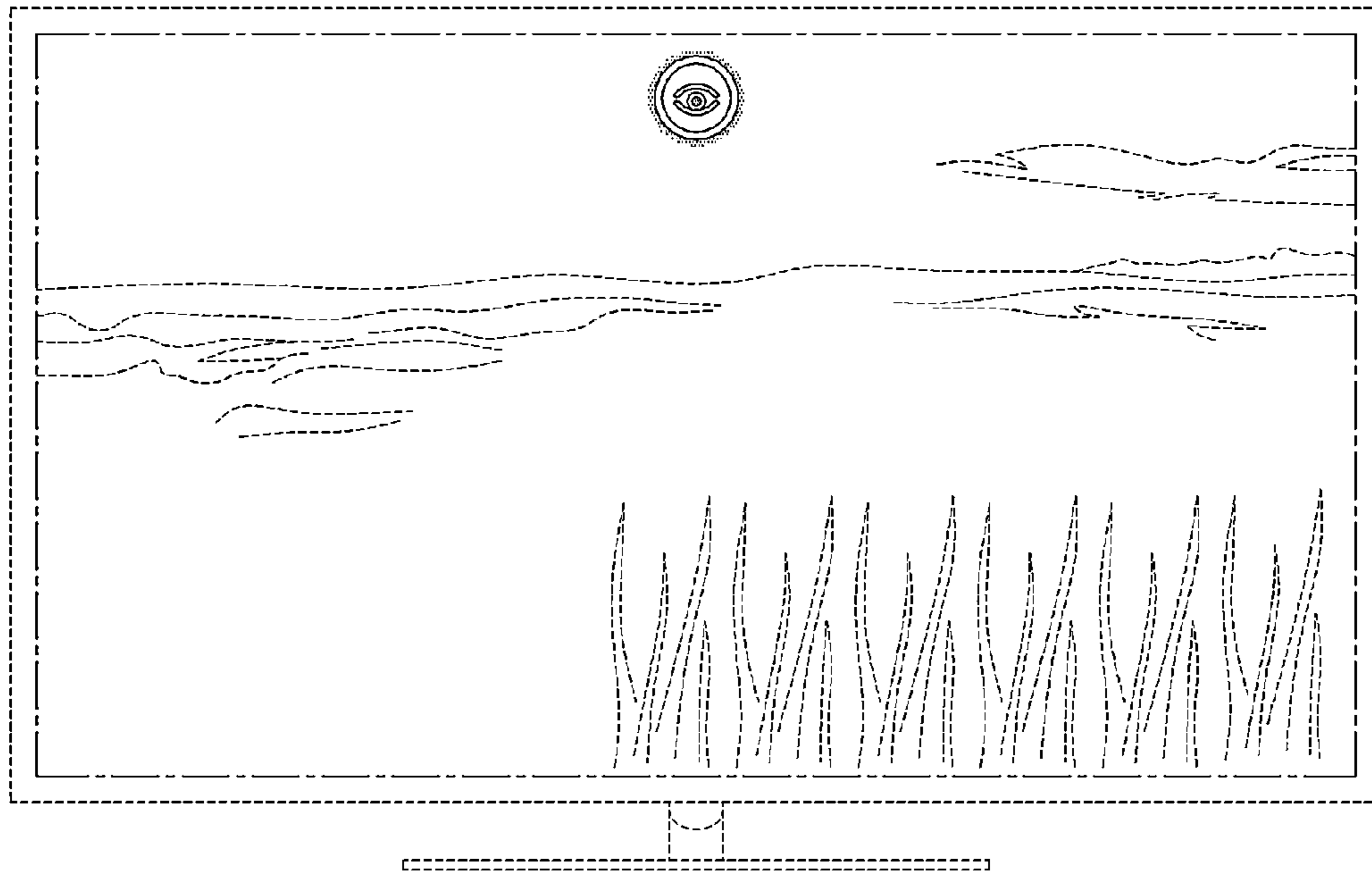


FIG. 2

