



US00D740303S

(12) **United States Design Patent**
Perez et al.

(10) **Patent No.:** **US D740,303 S**
(45) **Date of Patent:** **** Oct. 6, 2015**

(54) **DISPLAY SCREEN WITH TRANSITIONAL GRAPHICAL USER INTERFACE**

(71) Applicant: **Microsoft Corporation**, Redmond, WA (US)

(72) Inventors: **Kathryn Stone Perez**, Seattle, WA (US); **Sebastian Andreas Sheldon Grinke**, Kirkland, WA (US); **Kristie Joy Fisher**, Redmond, WA (US); **Mathew Lee McInelly**, Redmond, WA (US); **Dana Ludwig**, Redmond, WA (US); **Roy Lewis Herrod**, Seattle, WA (US); **Jason Michael Hewitt**, Redmond, WA (US); **Jeffrey Scott Blazier**, Sammamish, WA (US)

(73) Assignee: **Microsoft Corporation**, Redmond, WA (US)

(**) Term: **14 Years**

(21) Appl. No.: **29/469,623**

(22) Filed: **Oct. 11, 2013**

(51) **LOC (10) Cl.** **14-04**

(52) **U.S. Cl.**
USPC **D14/485**

(58) **Field of Classification Search**
USPC D14/485-495; 715/835, 836, 837, 840, 715/846, 847, 976, 977
CPC ... G06F 3/048; G06F 3/0481; G06F 3/04817; G06F 3/0482
See application file for complete search history.

(56) **References Cited**

U.S. PATENT DOCUMENTS

D398,298 S *	9/1998	Giordano, III	D14/488
D534,917 S *	1/2007	Gusmorino et al.	D14/492
D543,987 S	6/2007	Rimas-Ribikauskas et al.		
D548,239 S	8/2007	Rimas-Ribikauskas et al.		
D597,553 S *	8/2009	Larson et al.	D14/488
D600,706 S	9/2009	LaManna et al.		
D602,945 S *	10/2009	Watanabe et al.	D14/489

D606,557 S	12/2009	Kocmick		
D607,008 S *	12/2009	Kocmick	D14/489
D611,494 S	3/2010	Akiyoshi et al.		
D612,395 S	3/2010	Fletcher et al.		
D626,145 S	10/2010	Montgomery et al.		
D626,146 S *	10/2010	Montgomery et al.	D14/492
D664,555 S	7/2012	Gleasant et al.		
D664,561 S	7/2012	Gleasant et al.		
D664,973 S	8/2012	Gleasant et al.		
D664,984 S	8/2012	Lee et al.		
D664,987 S	8/2012	Gleasant et al.		
D664,988 S	8/2012	Gleasant et al.		
D682,314 S *	5/2013	Lau	D14/492
D688,270 S *	8/2013	Jang et al.	D14/492
D702,711 S *	4/2014	Aburatowski et al.	D14/489
D722,069 S *	2/2015	Lee et al.	D14/485
2010/0293056 A1 *	11/2010	Flynt et al.	705/14.58
2013/0201144 A1 *	8/2013	Miura et al.	345/173

* cited by examiner

Primary Examiner — Angela J Lee

(74) *Attorney, Agent, or Firm* — Banner & Witcoff, Ltd.

(57) **CLAIM**

The ornamental design for a display screen with transitional graphical user interface, as shown and described.

DESCRIPTION

FIG. 1 is the first image in a sequence for a display screen with transitional graphical user interface showing my/our new design;



FIG. 2 is a second view thereof;

FIG. 3 is the first image in a sequence for the display screen with transitional graphical user interface shown on a device; and,

FIG. 4 is a second view thereof.

The appearance of the transitional graphical user interface sequentially transitions between the images shown in FIGS. 1-2 and 3-4. The process or period in which one image transitions to another forms no part of the claimed design. The broken line showing of the circle, exclamation point, remainder of the user interface, and the remainder of the display screen is for environmental purposes only and forms no part of the claimed design.

1 Claim, 4 Drawing Sheets






FIG. 1




FIG. 2




FIG. 3




FIG. 4