



US00D740302S

(12) **United States Design Patent**
Son et al.

(10) **Patent No.:** **US D740,302 S**

(45) **Date of Patent:** **** Oct. 6, 2015**

(54) **DISPLAY SCREEN WITH GRAPHICAL USER INTERFACE**

(71) Applicant: **Microsoft Corporation**, Redmond, WA (US)

(72) Inventors: **Regina Son**, Redmond, WA (US); **Orry Wijanarko Soegiono**, Seattle, WA (US); **Benjamin Smith**, Redmond, WA (US); **Mary-Lynne Williams**, Seattle, WA (US)

(73) Assignee: **Microsoft Corporation**, Redmond, WA (US)

(**) Term: **14 Years**

(21) Appl. No.: **29/456,205**

(22) Filed: **May 29, 2013**

(51) **LOC (10) Cl.** **14-04**

(52) **U.S. Cl.**
USPC **D14/485**
CPC **G06F 3/04817** (2013.01)

(58) **Field of Classification Search**
USPC D14/485-495; 715/700-867, 973-977
CPC G06F 3/0481-3/0486
See application file for complete search history.

(56) **References Cited**

U.S. PATENT DOCUMENTS

D601,165 S * 9/2009 Truelove et al. D14/491
D645,470 S * 9/2011 Matas D14/489
D665,163 S * 8/2012 Leifeld et al. D3/203.2
D669,497 S * 10/2012 Lee et al. D14/489
D669,499 S * 10/2012 Gardner et al. D14/495

D706,283 S * 6/2014 Pedraza Padilla et al. ... D14/486
D706,807 S * 6/2014 Harre D14/488
D706,827 S * 6/2014 Harre D14/492
D707,708 S * 6/2014 Harre D14/492
D709,917 S * 7/2014 Faulkner et al. D14/494
D716,325 S * 10/2014 Brudnicki D14/486
D721,087 S * 1/2015 Barling D14/485
D721,088 S * 1/2015 Barling et al. D14/485
D721,724 S * 1/2015 Horst et al. D14/486
D726,741 S * 4/2015 Lee et al. D14/485
D728,616 S * 5/2015 Gomez et al. D14/491
2004/0141010 A1 * 7/2004 Fitzmaurice et al. 345/810
2014/0229889 A1 * 8/2014 Hilbrink et al. 715/784

* cited by examiner

Primary Examiner — Richard E Chilcot

(74) *Attorney, Agent, or Firm* — Banner & Witcoff, Ltd.

(57) **CLAIM**

The ornamental design for a display screen with graphical user interface, as shown and described.

DESCRIPTION

FIG. 1 is a front view of a display screen with graphical user interface showing my/our new design; and

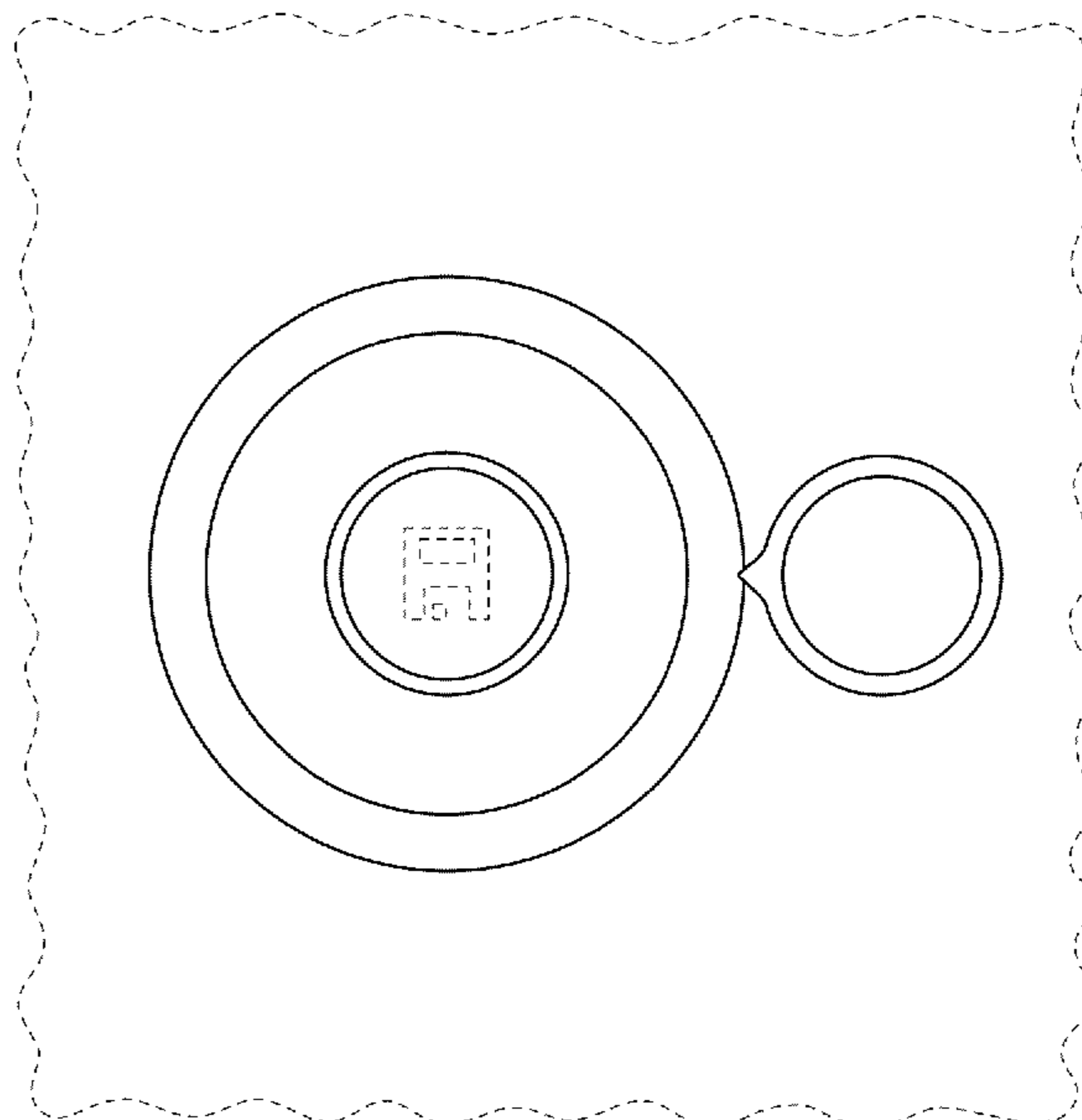
FIG. 2 is a front view of a display screen with graphical user interface showing an alternative embodiment of my/our new design.

FIG. 3 is a front view of a display screen with graphical user interface showing the design of FIG. 1 on a device; and,

FIG. 4 is a front view of a display screen with graphical user interface showing the design of FIG. 2 on a device.

The broken line showing of the icon, the remainder of the user interface and the remainder of the display screen is for environmental purposes only and forms no part of the claimed design.

1 Claim, 4 Drawing Sheets






FIGURE 1




FIGURE 2




FIGURE 3




FIGURE 4