

US00D740293S

(12) **United States Design Patent**  
**Kuehn et al.**

(10) **Patent No.:** **US D740,293 S**  
(45) **Date of Patent:** **\*\* Oct. 6, 2015**

(54) **REMOVABLE BEZEL OF A COMPUTING DEVICE WITH AN LCD DISPLAY**

(71) Applicant: **Hewlett-Packard Development Company, L.P.**, Houston, TX (US)

(72) Inventors: **Keith J. Kuehn**, Magnolia, TX (US);  
**Brooks Vaughan**, Houston, TX (US)

(73) Assignee: **Hewlett-Packard Development Company, L.P.**, Houston, TX (US)

(\*\*) Term: **14 Years**

(21) Appl. No.: **29/472,319**

(22) Filed: **Nov. 11, 2013**

**Related U.S. Application Data**

(62) Division of application No. 29/428,441, filed on Jul. 31, 2012.

(51) **LOC (10) Cl.** ..... **14-02**

(52) **U.S. Cl.**  
USPC ..... **D14/444**

(58) **Field of Classification Search**  
USPC ..... D14/441-446, 313, 349, 356, 360-368,  
D14/300, 301, 371; D13/162, 184, 199;  
312/223.1, 223.2; 360/99.01-99.12;  
361/679.31-679.33, 679.55;  
369/34.01, 36.01

See application file for complete search history.

(56) **References Cited**

**U.S. PATENT DOCUMENTS**

D428,892 S 8/2000 Haimson  
D431,239 S 9/2000 Sasago

D447,483 S 9/2001 Wu  
D474,180 S 5/2003 Searby et al.  
7,054,144 B2 5/2006 Heistand et al.  
D532,418 S 11/2006 Crisp  
D550,576 S \* 9/2007 Millar et al. .... D10/121  
D598,457 S 8/2009 Vaughan et al.  
D629,807 S \* 12/2010 Vaughan ..... D14/446  
D678,295 S \* 3/2013 Vaughan et al. .... D14/444  
D682,280 S \* 5/2013 Vaughan et al. .... D14/444  
2009/0243445 A1 \* 10/2009 Vaughan et al. .... 312/223.1

**OTHER PUBLICATIONS**

U.S. Appl. No. 29/428,441, Notice of Allowance mailed Dec. 11, 2013.

U.S. Appl. No. 29/428,441, Office Action mailed Nov. 19, 2013.

U.S. Appl. No. 29/428,441, Office Action mailed Sep. 9, 2013.

U.S. Appl. No. 29/428,441, Restriction Requirement, mailed Jul. 24, 2013.

\* cited by examiner

*Primary Examiner* — Freda S Nunn

(74) *Attorney, Agent, or Firm* — International IP Law Group, PLLC

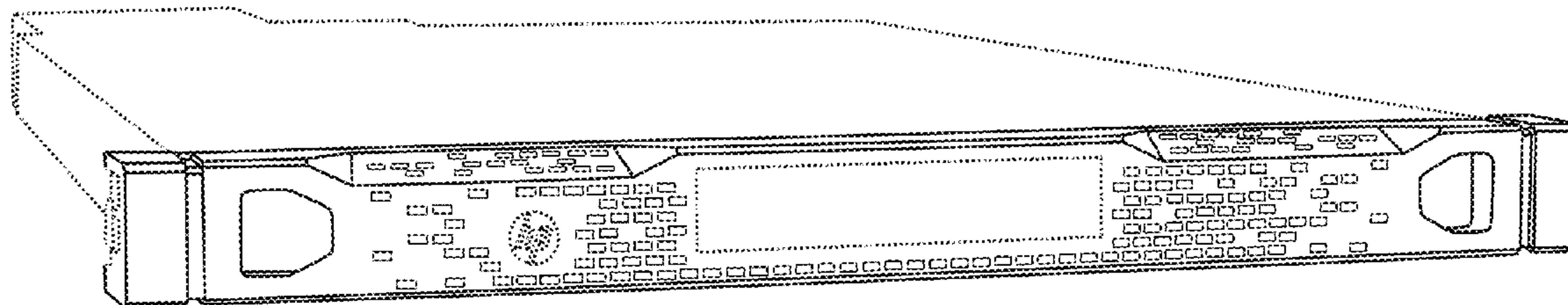
(57) **CLAIM**

The ornamental design for a removable bezel of a computing device with an LCD display, as shown and described.

**DESCRIPTION**

FIG. 1 is a front perspective view of a removable bezel of a computing device with an LCD display; and, FIG. 2 is a front view of the removable bezel shown in FIG. 1. Broken lines shown in the drawings illustrate portions of the removable bezel of a computing device and form no part of the claimed design.

**1 Claim, 2 Drawing Sheets**



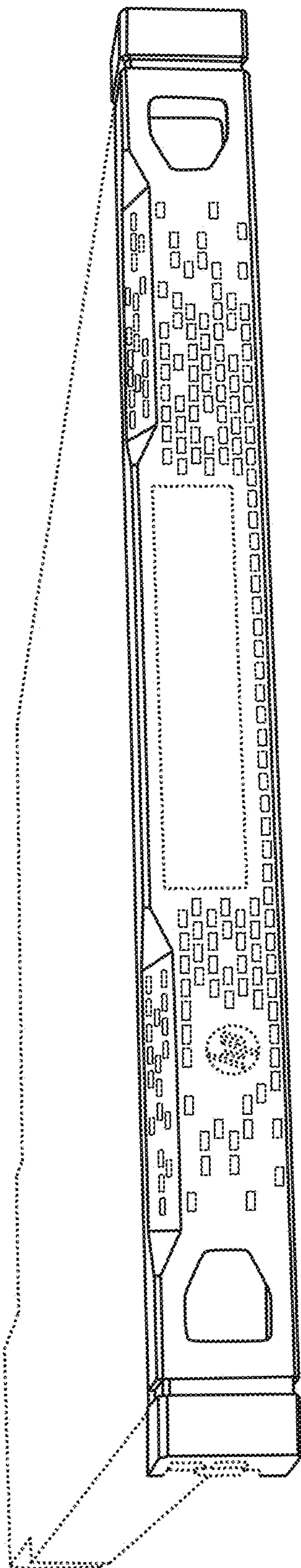


FIG. 1




FIG. 2