



US00D740292S

(12) **United States Design Patent**  
**Akana et al.**

(10) **Patent No.:** **US D740,292 S**

(45) **Date of Patent:** **\*\* Oct. 6, 2015**

(54) **COVER**

361/679.02, 679.55, 679.56; 379/433.11,  
379/433.13; 455/575.1, 575.8

(71) Applicant: **Apple Inc.**, Cupertino, CA (US)

See application file for complete search history.

(72) Inventors: **Jody Akana**, San Francisco, CA (US);  
**Bartley K. Andre**, Palo Alto, CA (US);  
**Jeremy Bataillou**, San Francisco, CA  
(US); **Daniel J. Coster**, San Francisco,  
CA (US); **Daniele De Iuliis**, San  
Francisco, CA (US); **M. Evans Hankey**,  
San Francisco, CA (US); **Julian Hoenig**,  
San Francisco, CA (US); **Richard P.**  
**Howarth**, San Francisco, CA (US);  
**Jonathan P. Ive**, San Francisco, CA  
(US); **Duncan Robert Kerr**, San  
Francisco, CA (US); **Matthew Dean**  
**Rohrbach**, San Francisco, CA (US);  
**Peter Russell-Clarke**, San Francisco,  
CA (US); **Mikael Silvanto**, San  
Francisco, CA (US); **Christopher J.**  
**Stringer**, Woodside, CA (US); **Eugene**  
**Antony Whang**, San Francisco, CA  
(US); **Rico Zörkendörfer**, San  
Francisco, CA (US)

(56) **References Cited**

U.S. PATENT DOCUMENTS

4,629,070 A 12/1986 Roberg  
D393,875 S 4/1998 Brooks

(Continued)

FOREIGN PATENT DOCUMENTS

CH 137798-0001 \* 4/2011  
CL 201100054 1/2011

(Continued)

OTHER PUBLICATIONS

<http://gadgets.in.com/mini-ot-wooden-ipad-2-case.htm> Dec. 6,  
2011.\*

(Continued)

*Primary Examiner* — Susan Bennett Hattan

*Assistant Examiner* — Leanne Was

(74) *Attorney, Agent, or Firm* — Sterne, Kessler, Goldstein  
& Fox P.L.L.C.

(73) Assignee: **Apple Inc.**, Cupertino, CA (US)

(\*\*) Term: **14 Years**

(57) **CLAIM**

The ornamental design for a cover, as shown and described.

(21) Appl. No.: **29/492,447**

**DESCRIPTION**

(22) Filed: **May 30, 2014**

FIG. 1 is a bottom front perspective view of a cover showing  
our new design;

FIG. 2 is a top rear perspective view thereof;

FIG. 3 is a top front perspective view thereof;

FIG. 4 is a bottom rear perspective view thereof;

FIG. 5 is a front view thereof;

FIG. 6 is a rear view thereof;

FIG. 7 is a left side view thereof;

FIG. 8 is a right side view thereof;

FIG. 9 is a bottom view thereof; and,

FIG. 10 is a top view thereof. The broken lines in the drawing  
depict portions of the cover that form no part of the claimed  
design.

**Related U.S. Application Data**

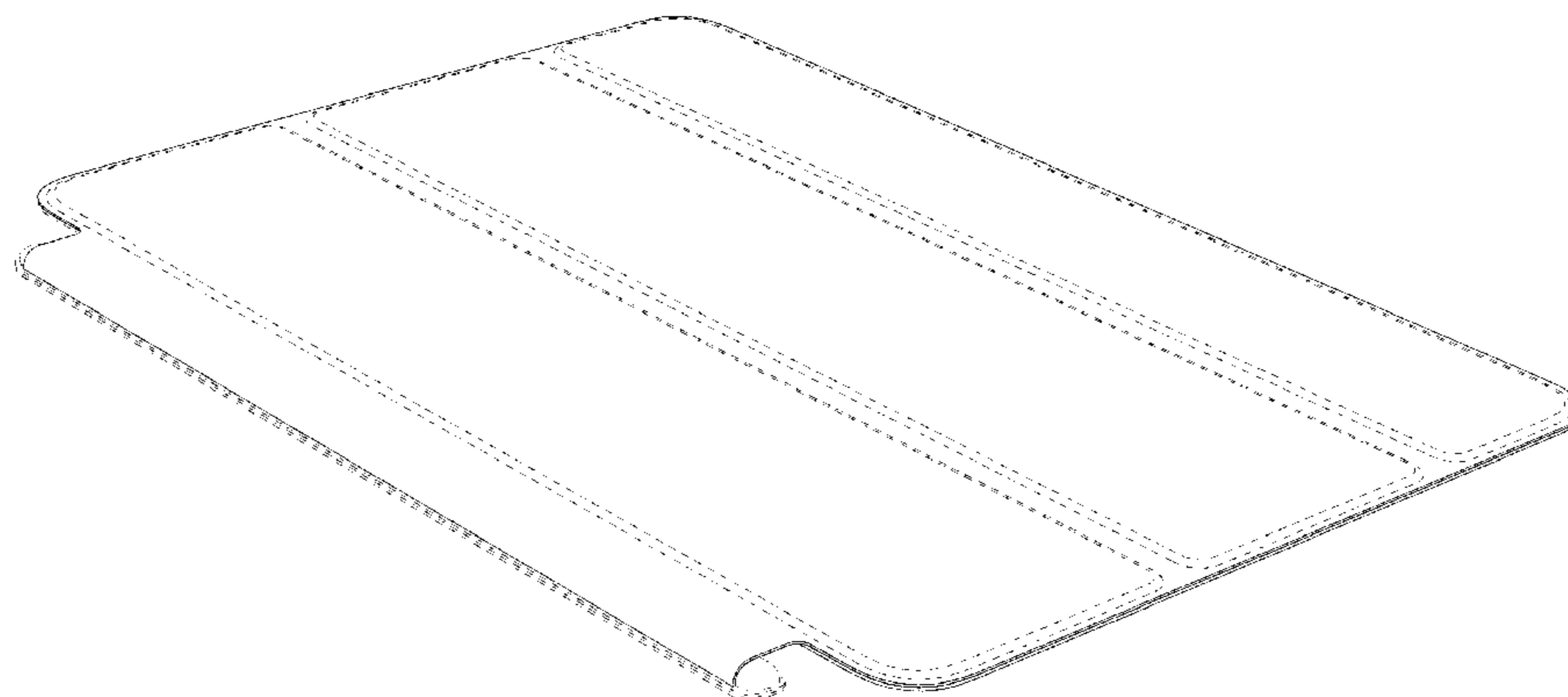
(63) Continuation of application No. 29/431,559, filed on  
Sep. 7, 2012, now Pat. No. Des. 706,270.

(51) **LOC (10) Cl.** ..... **14-02**

(52) **U.S. Cl.**  
USPC ..... **D14/440**

(58) **Field of Classification Search**  
USPC ..... D3/269, 273, 299; D10/65; D14/356,  
D14/432, 439, 440; D18/6, 7; D21/324,  
D21/329, 330; 345/169; 361/679.01,

**1 Claim, 8 Drawing Sheets**



(56)

References Cited

U.S. PATENT DOCUMENTS

D418,867 S 1/2000 Platte, III  
 D533,347 S 12/2006 Andre et al.  
 D560,383 S 1/2008 Woods  
 D564,223 S 3/2008 Messineo  
 D566,111 S 4/2008 Nakagawa  
 7,398,868 B2 7/2008 Morszeck  
 D596,305 S 7/2009 Usui et al.  
 D602,598 S 10/2009 Yim  
 D603,906 S 11/2009 Miller et al.  
 D606,121 S 12/2009 Miller et al.  
 D607,255 S 1/2010 Sunseri  
 D609,912 S 2/2010 Kyono et al.  
 D624,615 S 9/2010 Kusmierz  
 D627,775 S 11/2010 Li  
 D628,004 S 11/2010 Moorefield  
 D628,132 S 11/2010 Grzyb et al.  
 D628,197 S 11/2010 Li  
 D629,195 S 12/2010 Jusic  
 D633,673 S 3/2011 McKnight  
 D635,135 S 3/2011 Li  
 D635,564 S 4/2011 Li  
 D658,186 S \* 4/2012 Akana et al. .... D14/440  
 D658,187 S \* 4/2012 Diebel ..... D14/440  
 D658,188 S \* 4/2012 Diebel ..... D14/440  
 D660,833 S 5/2012 Bau  
 D662,100 S \* 6/2012 Van Den Nieuwenhuizen  
 et al. .... D14/440  
 D663,304 S \* 7/2012 Akana et al. .... D14/440  
 D671,114 S 11/2012 Akana et al.  
 D671,948 S \* 12/2012 Akana et al. .... D14/440  
 D681,641 S \* 5/2013 Van Den Nieuwenhuizen  
 et al. .... D14/440  
 D682,836 S \* 5/2013 Akana et al. .... D14/440  
 D682,838 S \* 5/2013 Akana et al. .... D14/440

D688,251 S \* 8/2013 Akana et al. .... D14/440  
 D689,498 S \* 9/2013 Akana et al. .... D14/440  
 D691,142 S \* 10/2013 Diebel ..... D14/440  
 D691,143 S \* 10/2013 Diebel ..... D14/440  
 D695,745 S \* 12/2013 Kim ..... D14/440  
 D696,253 S 12/2013 Akana et al.  
 D696,669 S \* 12/2013 Akana et al. .... D14/440  
 D706,270 S \* 6/2014 Akana et al. .... D14/440  
 D708,172 S \* 7/2014 Ryu et al. .... D14/250  
 D711,887 S \* 8/2014 Akana et al. .... D14/440  
 D713,848 S \* 9/2014 Akana et al. .... D14/440  
 D719,956 S \* 12/2014 Akana et al. .... D14/440  
 D720,355 S \* 12/2014 Akana et al. .... D14/440  
 D722,057 S \* 2/2015 Schoenith et al. .... D14/440  
 D723,038 S \* 2/2015 Kim ..... D14/440  
 D723,041 S \* 2/2015 Kim ..... D14/440  
 2005/0246851 A1 11/2005 Cline  
 2009/0000169 A1 1/2009 Houssain et al.  
 2009/0107858 A1 4/2009 Huang  
 2012/0194448 A1 8/2012 Rothkopf

FOREIGN PATENT DOCUMENTS

CL 201100055 1/2011  
 CL 201100559 3/2011  
 EM 001296156-0004 \* 1/2012  
 EM 001325468-00010 6/2012  
 GB 4020173 5/2011  
 GB 4020173 \* 6/2011  
 KR 300658444.0000 \* 9/2012  
 TW D150510 12/2012

OTHER PUBLICATIONS

<http://www.cultofmac.com/165911/mini-ot-mk2-the-bendy-wooden-ipad-case-now-with-added-hinge/> May 9, 2012.\*

\* cited by examiner

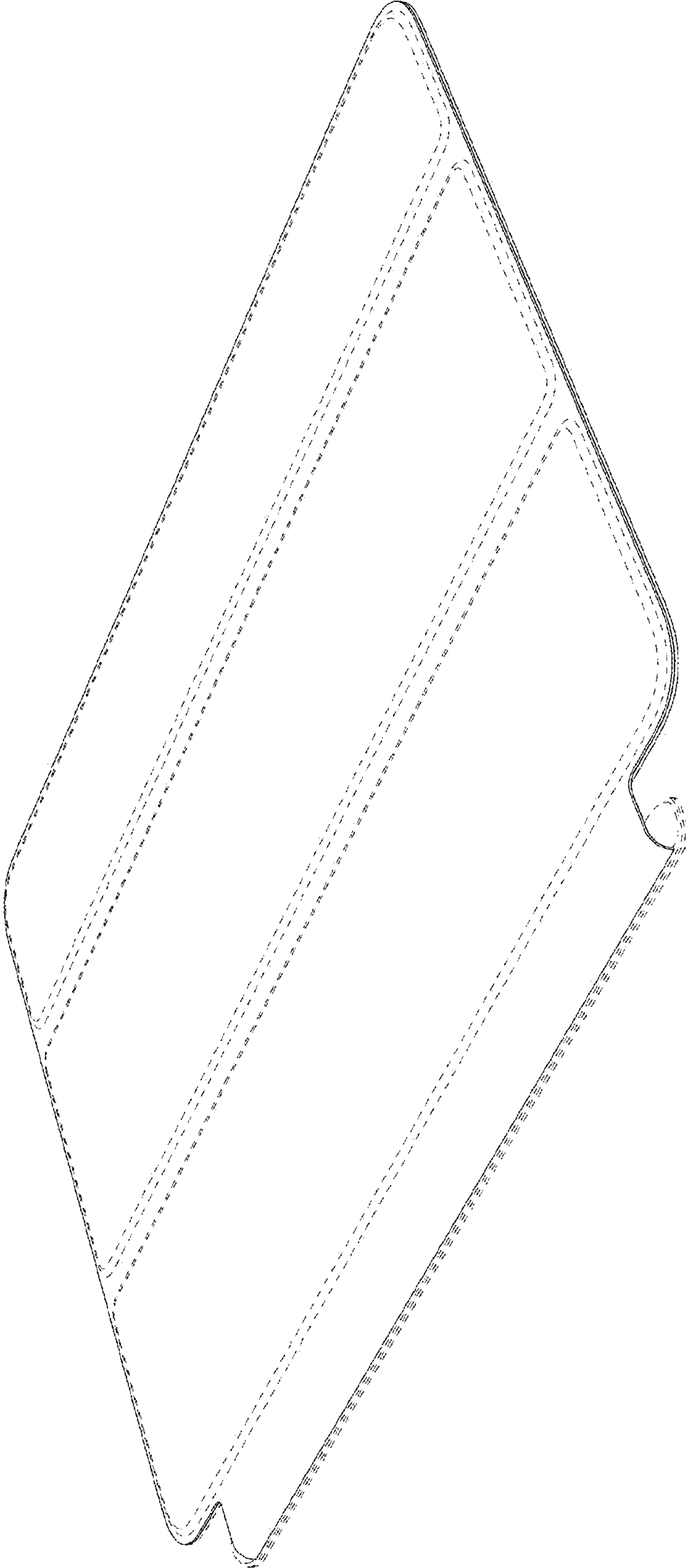


FIG. 1

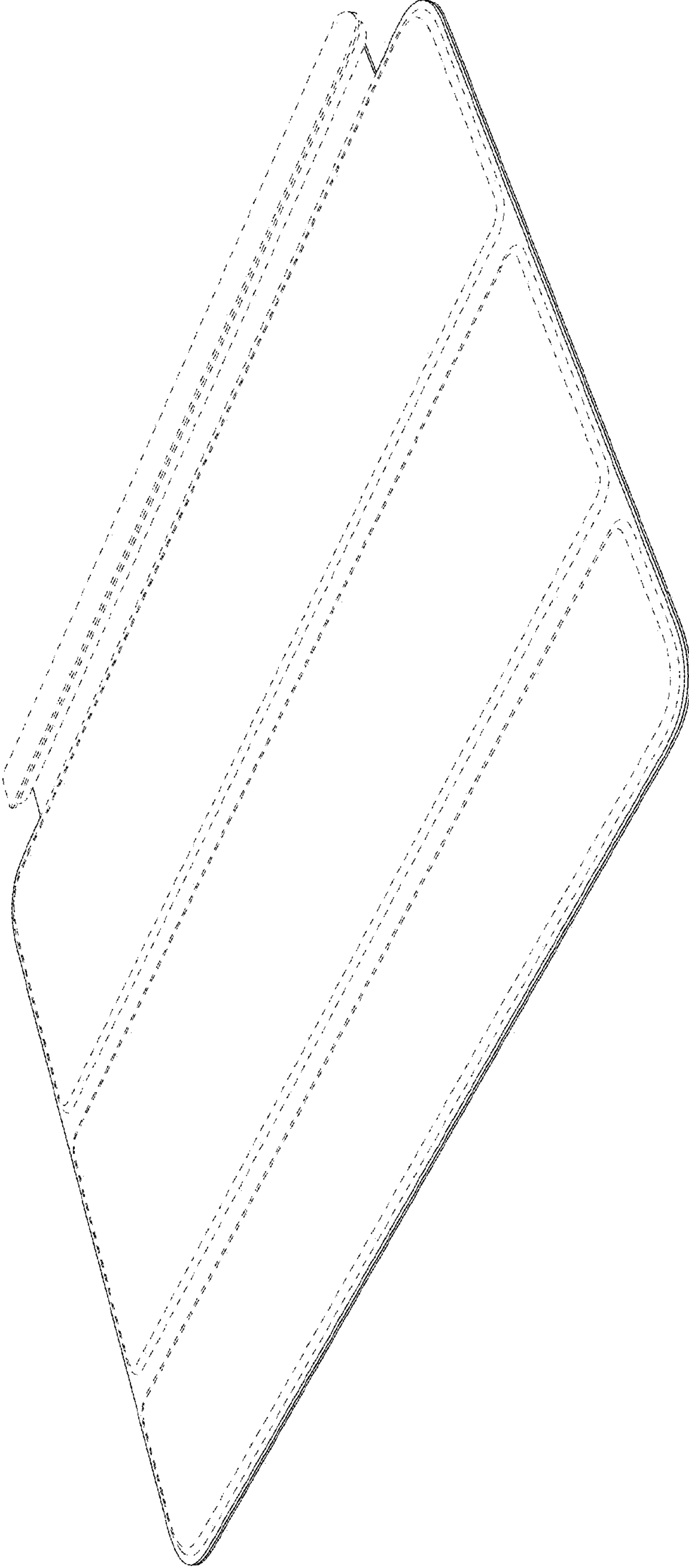


FIG. 2

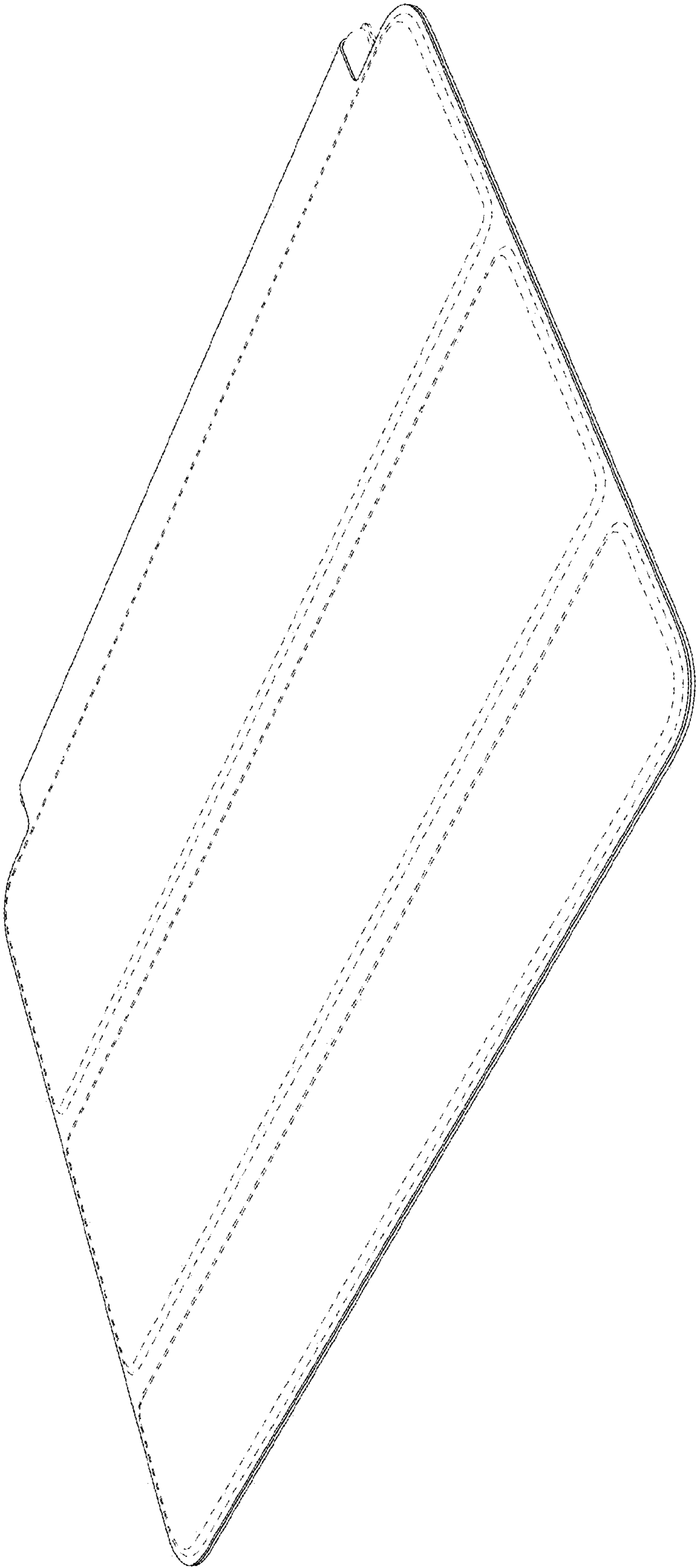


FIG. 3

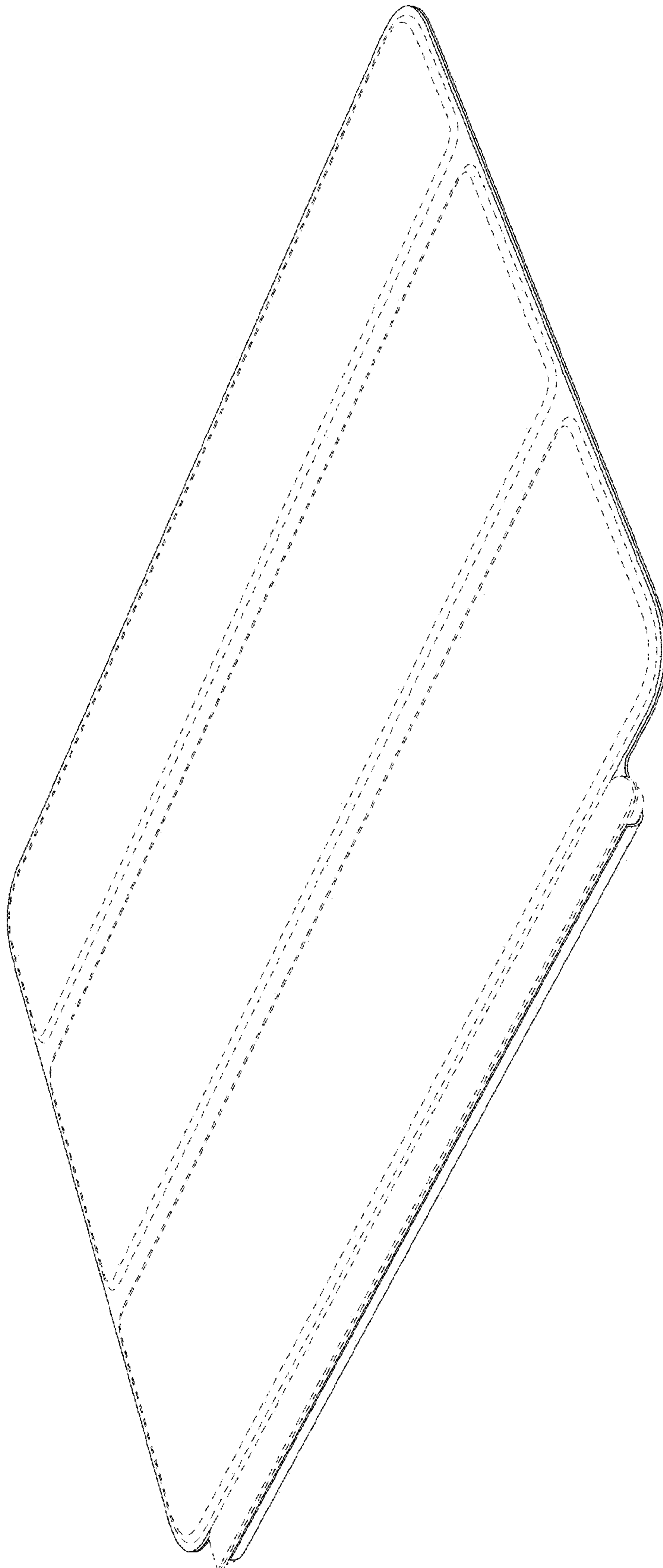


FIG. 4




FIG. 5




FIG. 6



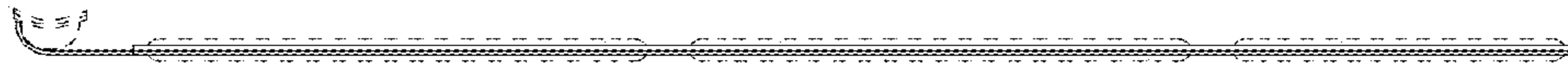


FIG. 7




FIG. 8



FIG. 9

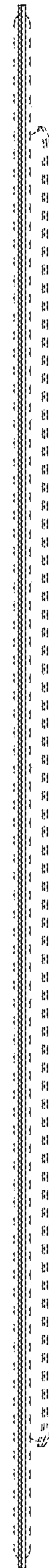


FIG. 10