



US00D740290S

(12) **United States Design Patent**  
**Chung**

(10) **Patent No.:** **US D740,290 S**

(45) **Date of Patent:** **\*\* Oct. 6, 2015**

(54) **PEN FOR PORTABLE ELECTRONIC DEVICE**

(56)

**References Cited**

(71) Applicant: **Samsung Electronics Co., Ltd.**,  
Suwon-Si, Gyeonggi-Do (KR)

(72) Inventor: **JaeWoong Chung**, Sunnam-si (KR)

(73) Assignee: **Samsung Electronics Co., Ltd.**,  
Gyeonggi-do (KR)

(\*\*) Term: **14 Years**

(21) Appl. No.: **29/443,966**

(22) Filed: **Jan. 24, 2013**

(30) **Foreign Application Priority Data**

Oct. 8, 2012 (KR) ..... 30-2012-0047739

(51) **LOC (10) Cl.** ..... **07-05**

(52) **U.S. Cl.**  
USPC ..... **D14/411**

(58) **Field of Classification Search**  
USPC ..... D8/61; D14/411; D19/35, 36, 41-51,  
D19/54-58; 401/55, 99, 100, 104-107, 196,  
401/197, 202, 208, 209, 213, 192, 195,  
401/243; 708/107; 345/179, 173;  
178/19.01; 700/94

See application file for complete search history.

U.S. PATENT DOCUMENTS

D588,638	S	*	3/2009	Busri	.....	D19/36
D596,668	S	*	7/2009	Ehara et al.	.....	D19/55
D611,476	S	*	3/2010	Busri	.....	D14/411
D663,301	S	*	7/2012	Lien	.....	D14/411
D686,620	S	*	7/2013	Chung	.....	D14/411
D694,236	S	*	11/2013	Chung	.....	D14/411
D694,238	S	*	11/2013	Du	.....	D14/411
D697,915	S	*	1/2014	Lien	.....	D14/411
D699,722	S	*	2/2014	Sugino et al.	.....	D14/411
D710,854	S	*	8/2014	Huang	.....	D14/411
D711,381	S	*	8/2014	Lee et al.	.....	D14/411

\* cited by examiner

*Primary Examiner* — Austin Murphy

(74) *Attorney, Agent, or Firm* — Harness, Dickey & Pierce

(57) **CLAIM**

I claim the ornamental design for a pen for portable electronic device, as shown.

**DESCRIPTION**

FIG. 1 is a front/right-side/top perspective view of a pen for portable electronic device showing our new design; FIG. 2 is a front-side elevational view thereof; FIG. 3 is a rear-side elevational view thereof; FIG. 4 is a left-side elevational view thereof; FIG. 5 is a right-side elevational view thereof; FIG. 6 is a top-side elevational view thereof; and, FIG. 7 is a bottom-side elevational view thereof.

**1 Claim, 3 Drawing Sheets**

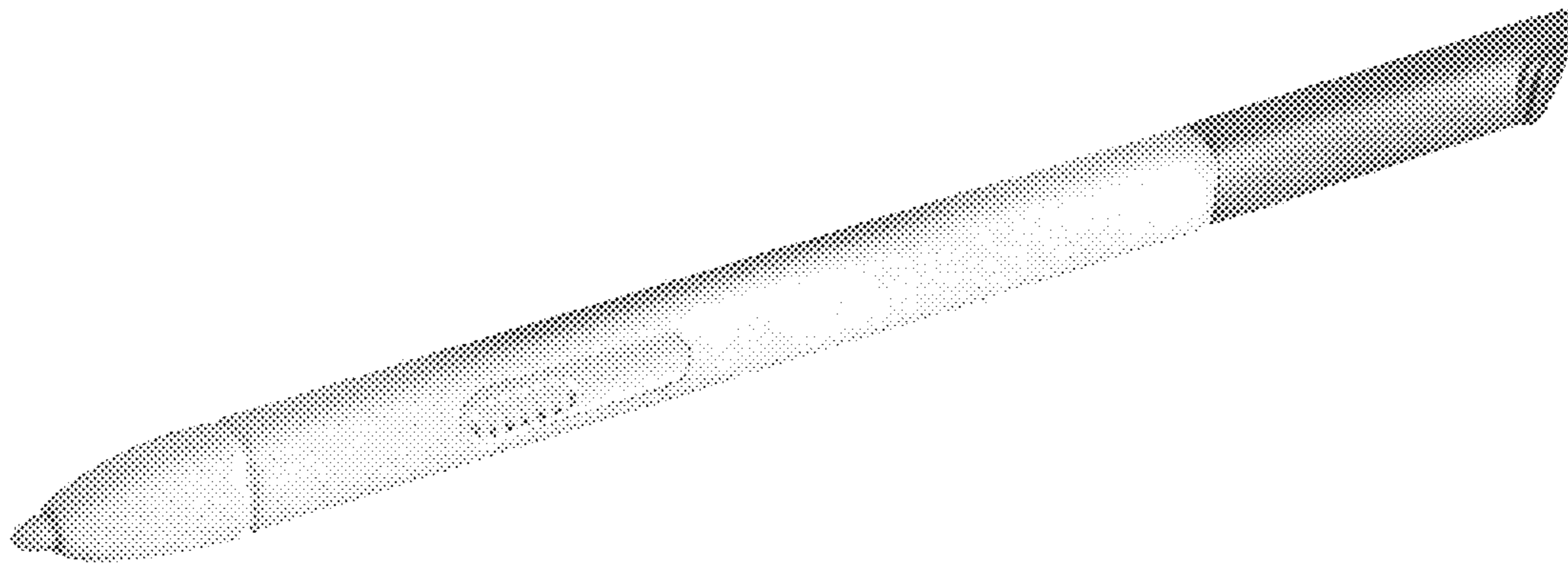


FIG.1

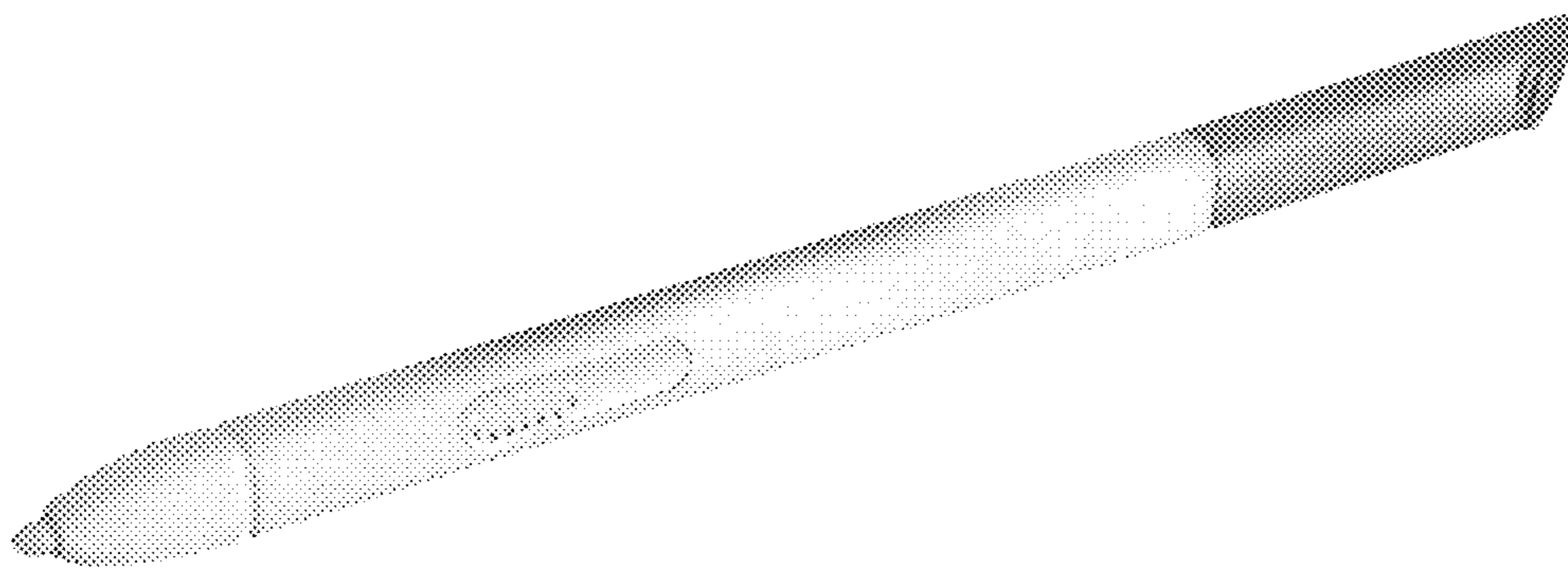


FIG.2




FIG.3




FIG.4



FIG.5




FIG.6

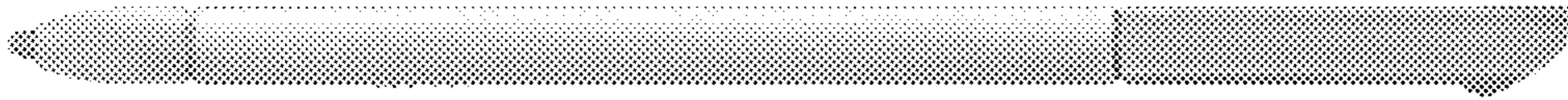


FIG.7

