



US00D740262S

(12) **United States Design Patent**  
**Hasegawa et al.**

(10) **Patent No.:** **US D740,262 S**

(45) **Date of Patent:** **\*\* Oct. 6, 2015**

(54) **WIRELESS BASE UNIT**

(71) Applicant: **Panasonic Corporation**, Kadoma-shi, Osaka (JP)

(72) Inventors: **Takashi Hasegawa**, Osaka (JP); **Atsushi Noda**, Osaka (JP); **Tadahito Ishibashi**, Osaka (JP); **Kent Ito**, Osaka (JP)

(73) Assignee: **PANASONIC INTELLECTUAL PROPERTY MANAGEMENT CO., LTD.**, Osaka (JP)

(\*\*) Term: **14 Years**

(21) Appl. No.: **29/485,741**

(22) Filed: **Mar. 21, 2014**

(51) **LOC (10) Cl.** ..... **14-03**

(52) **U.S. Cl.**  
USPC ..... **D14/240**

(58) **Field of Classification Search**  
USPC ..... D14/135, 137, 139, 140–140.9, 155, D14/167, 240, 242, 243, 348, 349, 351, 354, D14/355, 356, 357, 358, 385, 433, 435, D14/435.1, 436, 474, 480, 496; D13/103, D13/108, 110, 147; D10/75  
CPC ..... H04L 12/00; H03K 17/00; H04W 88/00; H04W 88/005; H04W 88/02; H04W 88/08; H04W 88/085; H04W 88/10; H04W 88/12; H04W 88/14; H04B 1/38  
See application file for complete search history.

(56) **References Cited**

**U.S. PATENT DOCUMENTS**

D460,443 S *	7/2002	Brunner et al.	.....	D14/240
D596,626 S *	7/2009	Andre et al.	.....	D14/240
D598,375 S *	8/2009	Nomi	.....	D13/108
D616,875 S *	6/2010	Oh et al.	.....	D14/240
D638,426 S *	5/2011	Ikeda et al.	.....	D14/358
D640,692 S *	6/2011	Waisman-Diamond	.....	D14/358

D641,740 S *	7/2011	Jeon et al.	.....	D14/240
D648,270 S *	11/2011	Jiang	.....	D13/103
D656,133 S *	3/2012	Wang et al.	.....	D14/240
D659,690 S *	5/2012	Huang	.....	D14/240
D680,063 S *	4/2013	Sasada	.....	D13/103
D682,196 S *	5/2013	Leung	.....	D13/103
D686,152 S *	7/2013	Lee et al.	.....	D13/103
D686,201 S *	7/2013	Lee	.....	D14/314
D687,424 S *	8/2013	Petersen et al.	.....	D14/240
D687,817 S *	8/2013	Petersen et al.	.....	D14/240
D693,798 S *	11/2013	Chuang et al.	.....	D14/240
D704,176 S *	5/2014	Kwak et al.	.....	D14/240
D705,748 S *	5/2014	He	.....	D14/155
D706,249 S *	6/2014	Holzer	.....	D14/240
D707,212 S *	6/2014	Lim et al.	.....	D14/242
D707,667 S *	6/2014	Kono et al.	.....	D14/240
D707,668 S *	6/2014	Lim et al.	.....	D14/242
D714,249 S *	9/2014	Carney et al.	.....	D14/140
D719,939 S *	12/2014	Liang et al.	.....	D14/240
D722,962 S *	2/2015	Kim et al.	.....	D13/108

(Continued)

*Primary Examiner* — Rosemary K Tarcza

*Assistant Examiner* — Sanjeev Paul

(74) *Attorney, Agent, or Firm* — Brinks Gilson & Lione

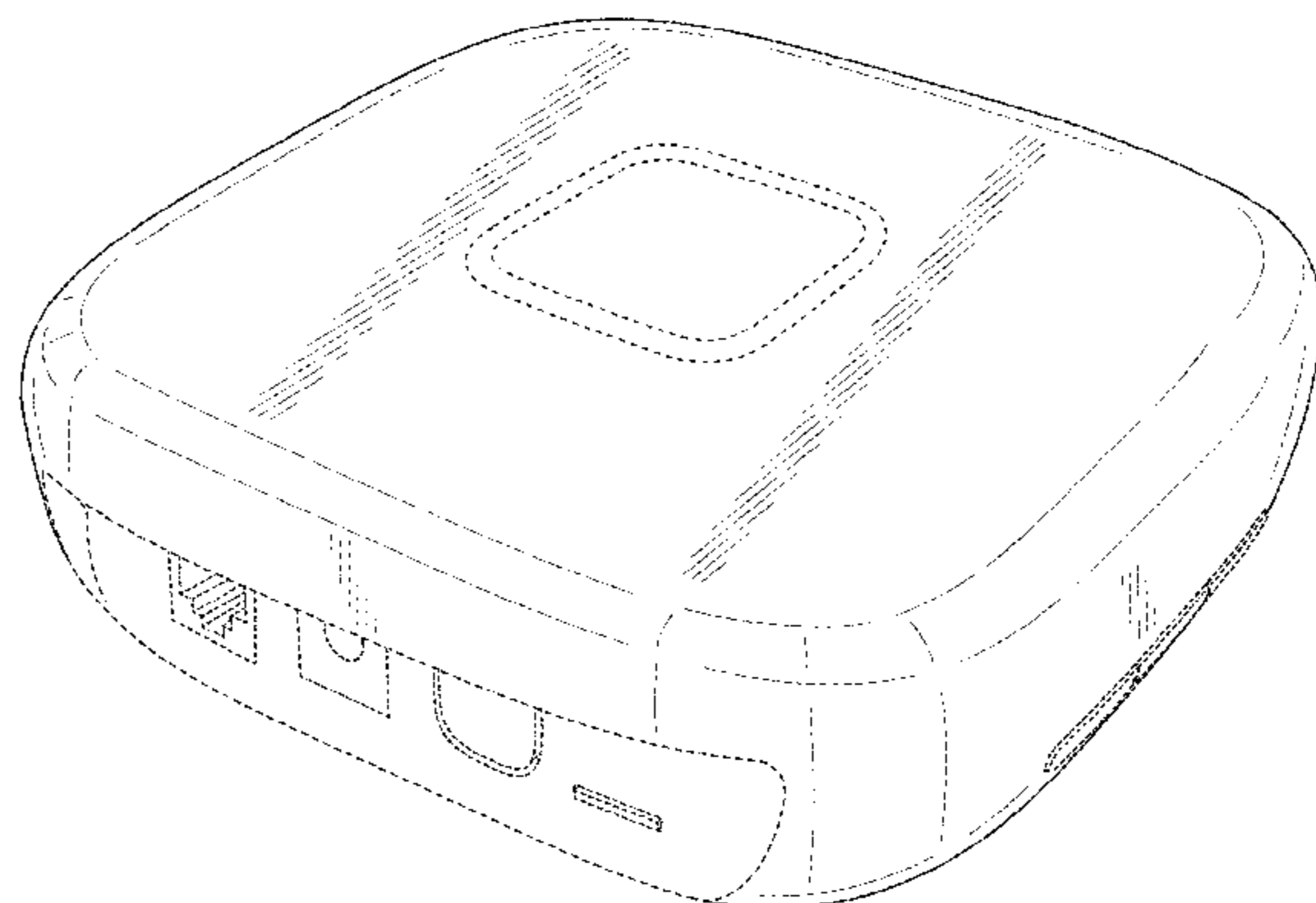
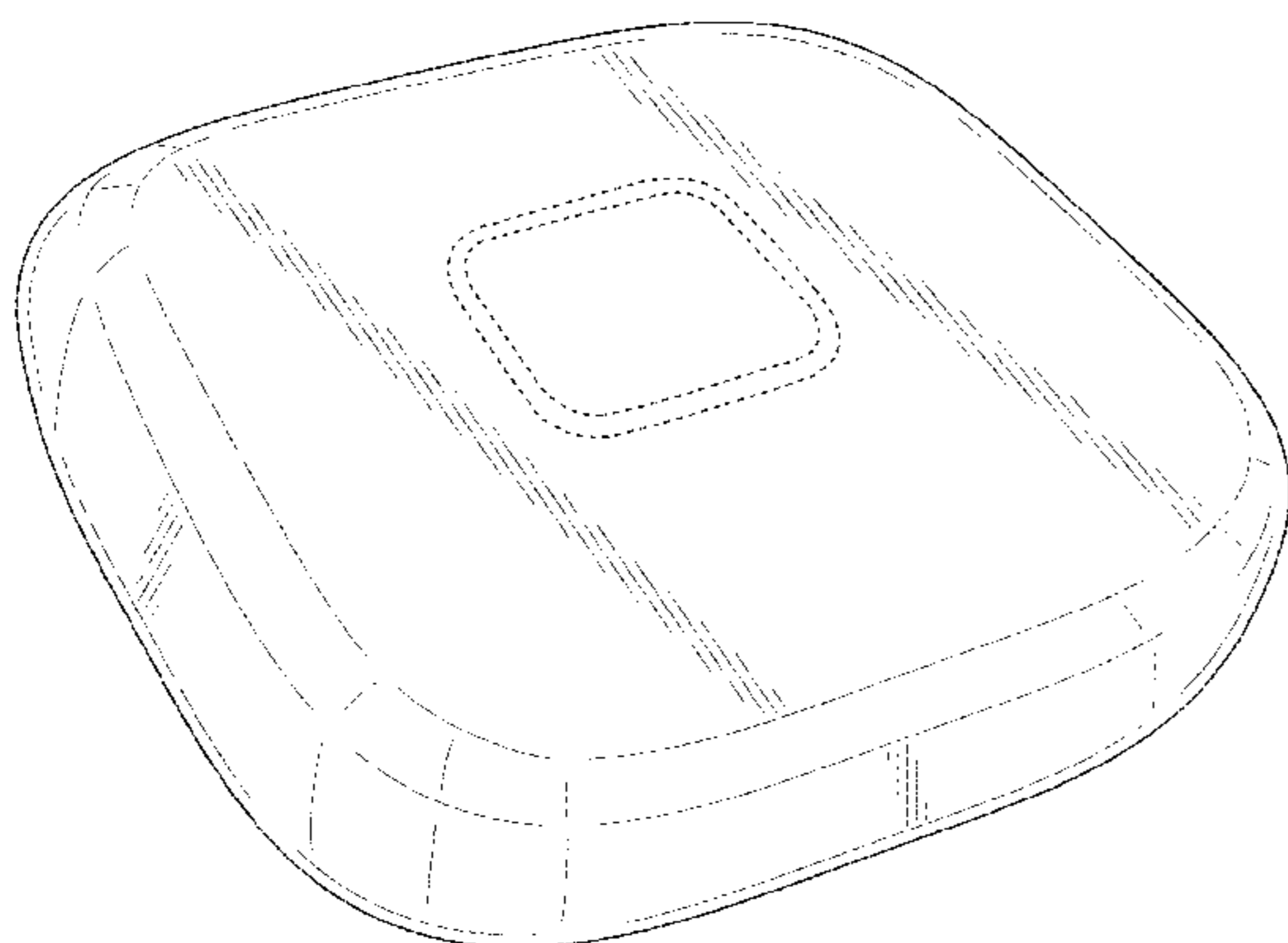
(57) **CLAIM**

We claim the ornamental design for a wireless base unit, as shown and described.

**DESCRIPTION**

FIG. 1 is a front and top perspective view of a wireless base unit of the present invention;  
FIG. 2 is a rear and top perspective view thereof;  
FIG. 3 is a top view thereof;  
FIG. 4 is a front view thereof;  
FIG. 5 is a first side view thereof;  
FIG. 6 is a second side view thereof;  
FIG. 7 is a rear view thereof; and,  
FIG. 8 is a bottom view thereof.  
The broken lines shown represent unclaimed subject matter and form no part of the claimed design.

**1 Claim, 8 Drawing Sheets**



# US D740,262 S

Page 2

---

(56)

## References Cited

### U.S. PATENT DOCUMENTS

D727,259 S \* 4/2015 Hwang ..... D13/108  
D729,216 S \* 5/2015 Peng et al. .... D14/240  
D729,239 S \* 5/2015 Fukuoka et al. .... D14/348

D730,880 S \* 6/2015 Nagata et al. .... D14/240  
D730,893 S \* 6/2015 Yin et al. .... D14/358  
D731,470 S \* 6/2015 Terasawa ..... D14/240

\* cited by examiner

FIG. 1

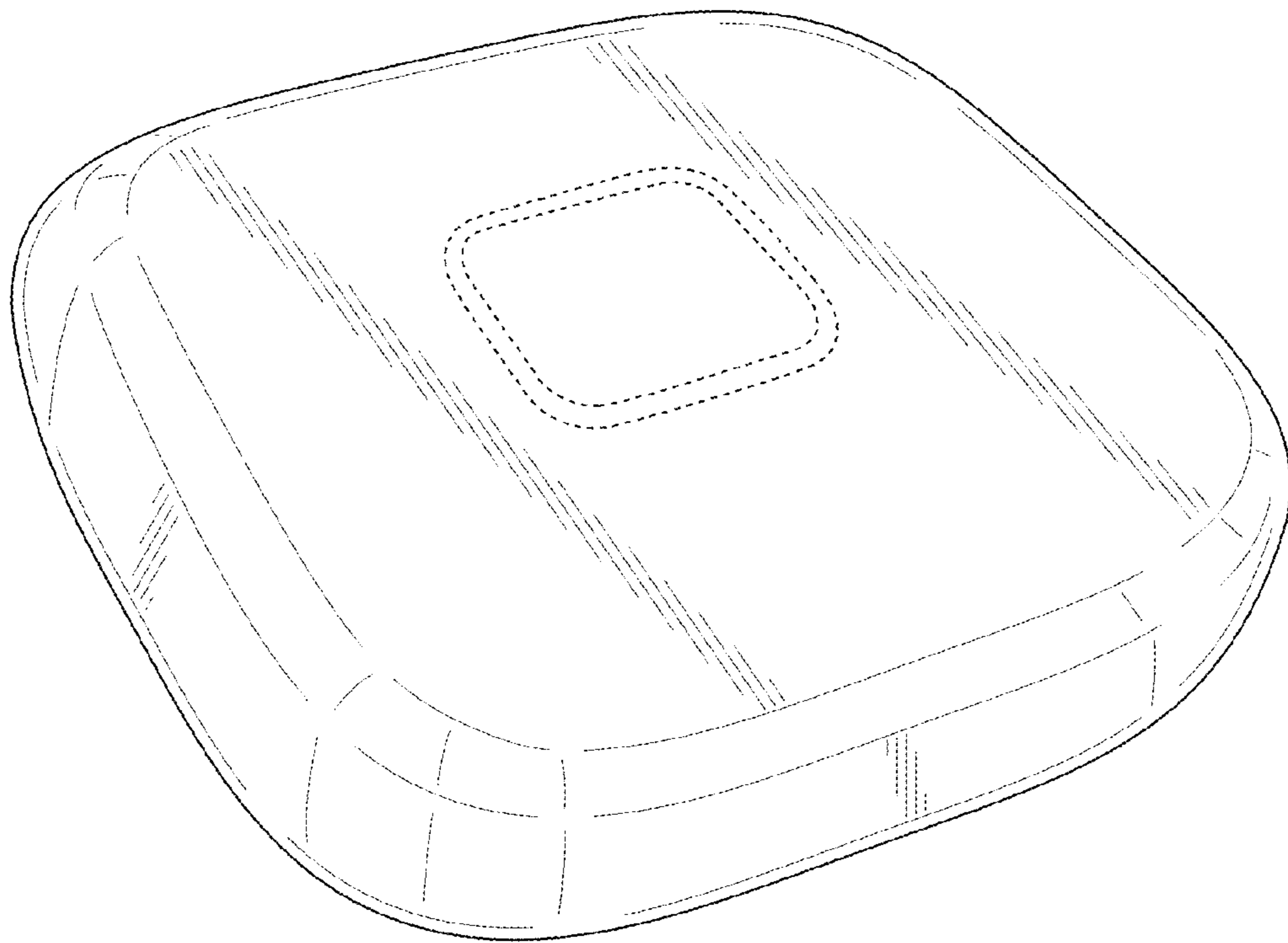


FIG.2

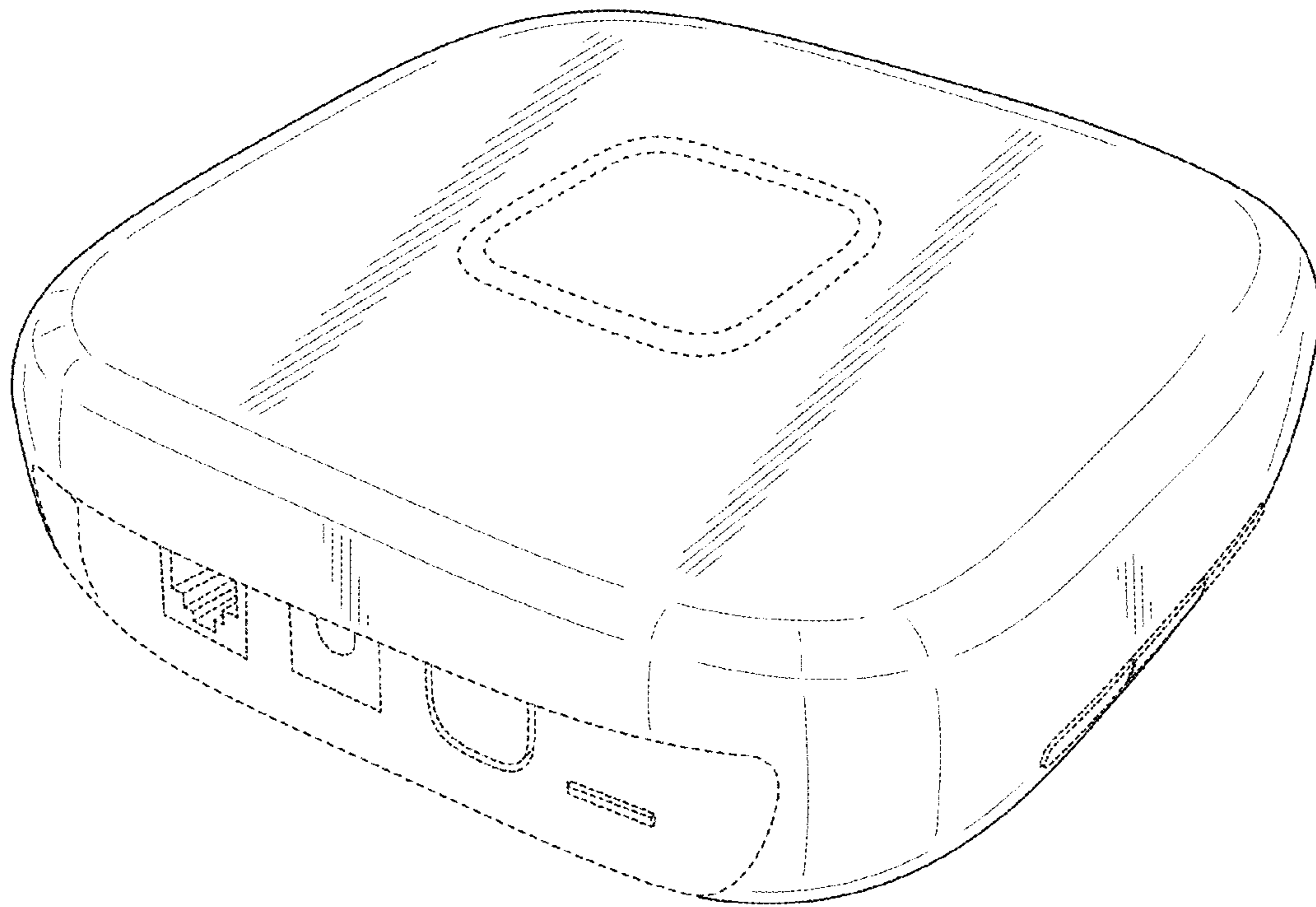


FIG.3

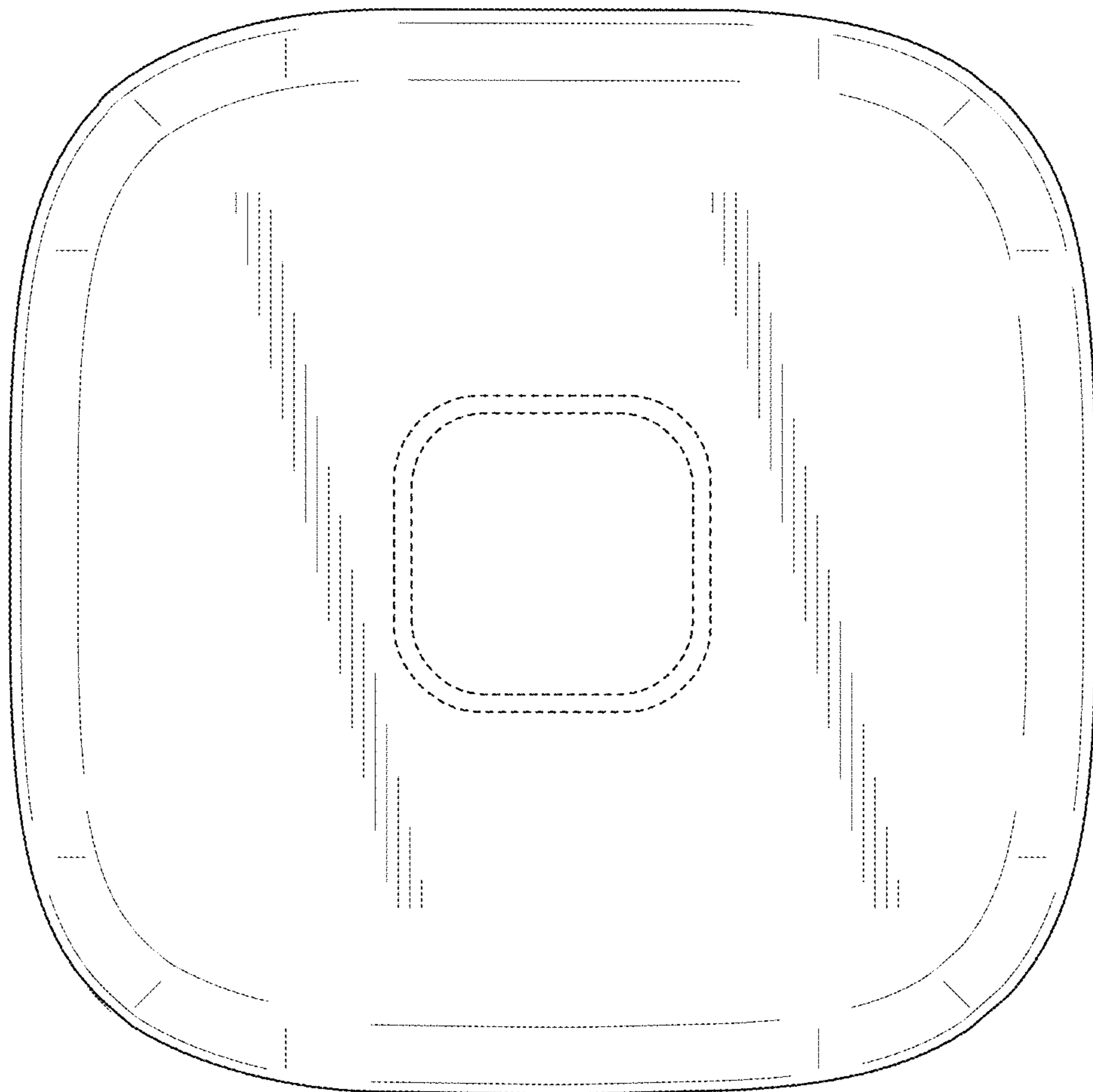


FIG.4

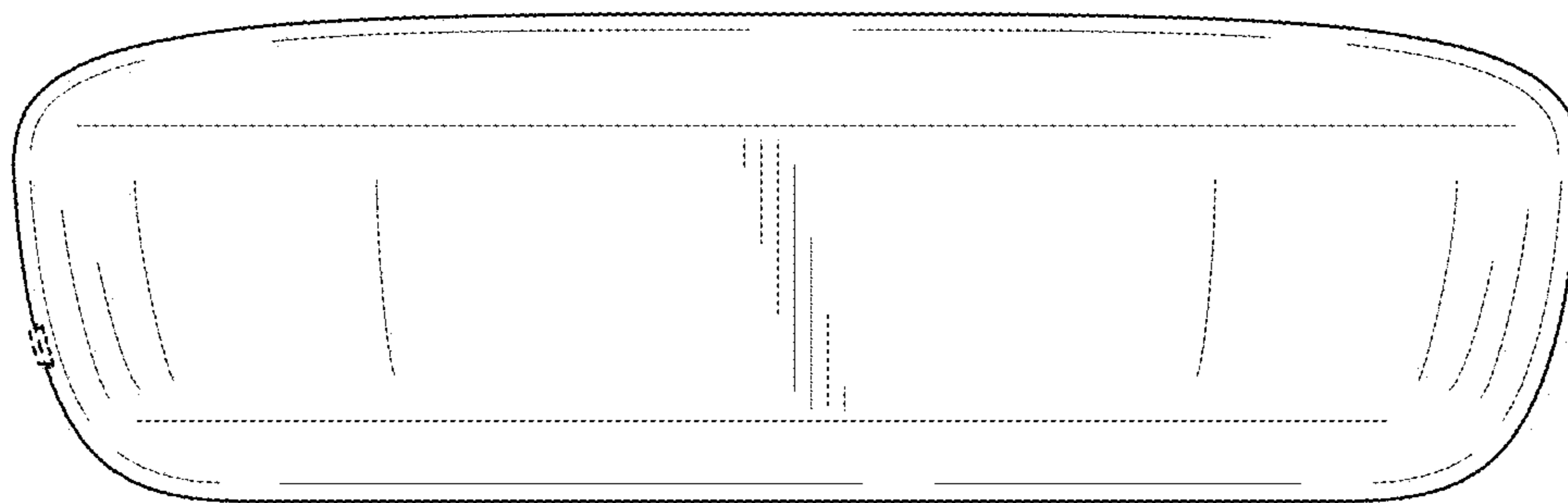


FIG.5

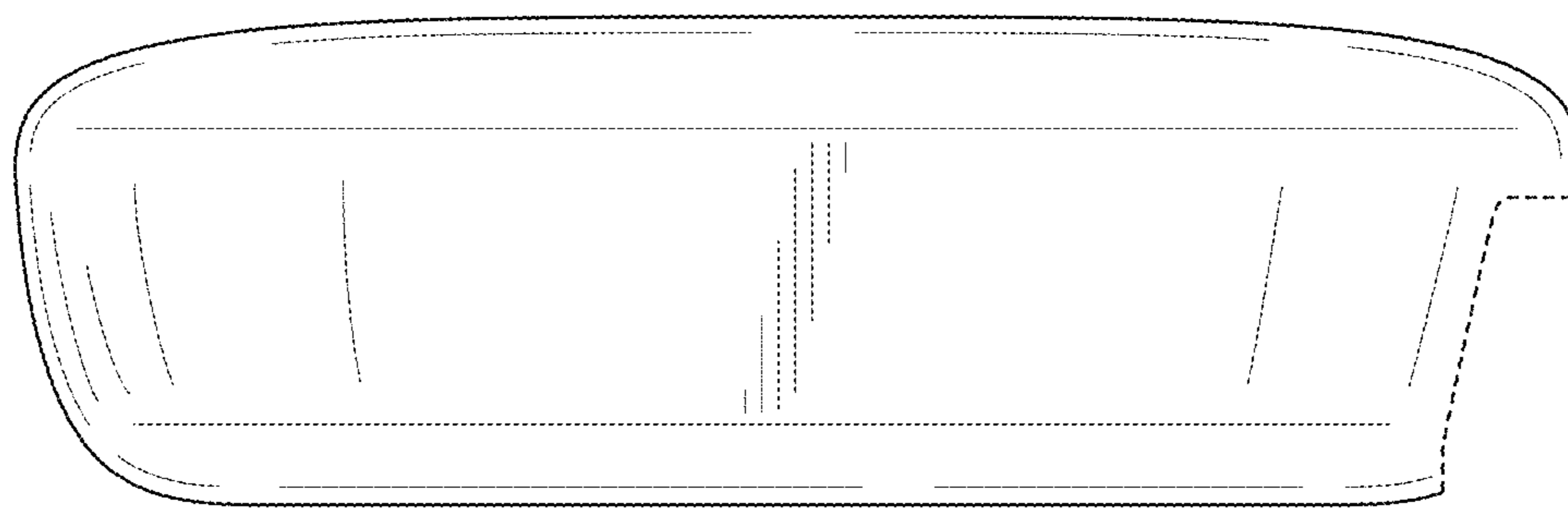


FIG.6

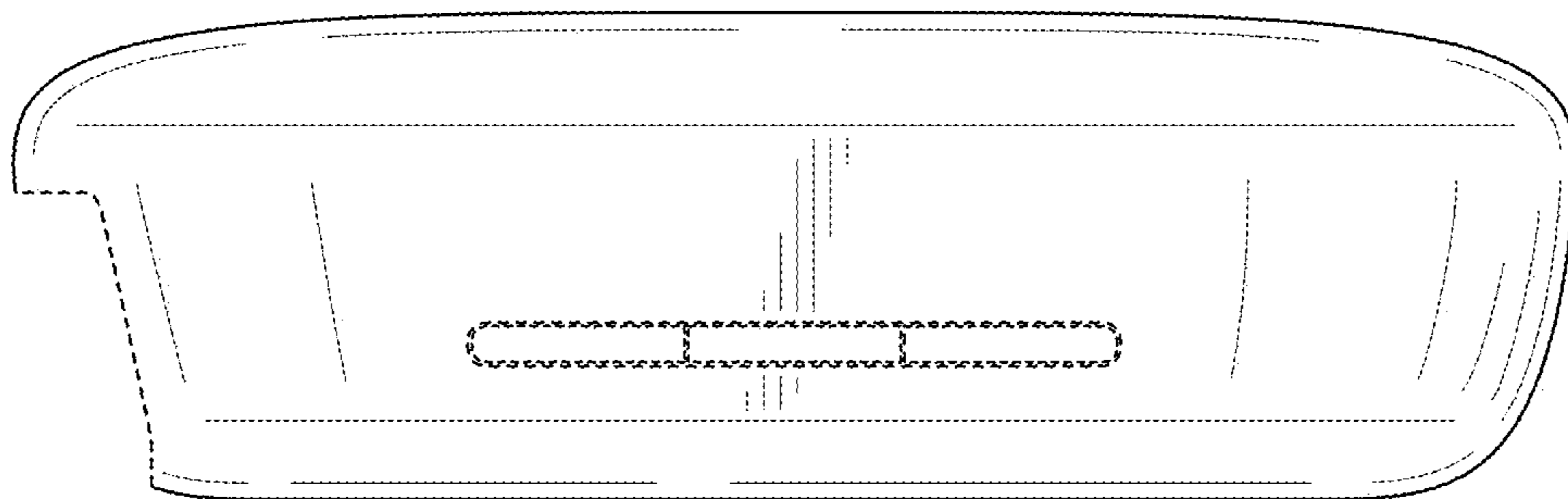




FIG.7

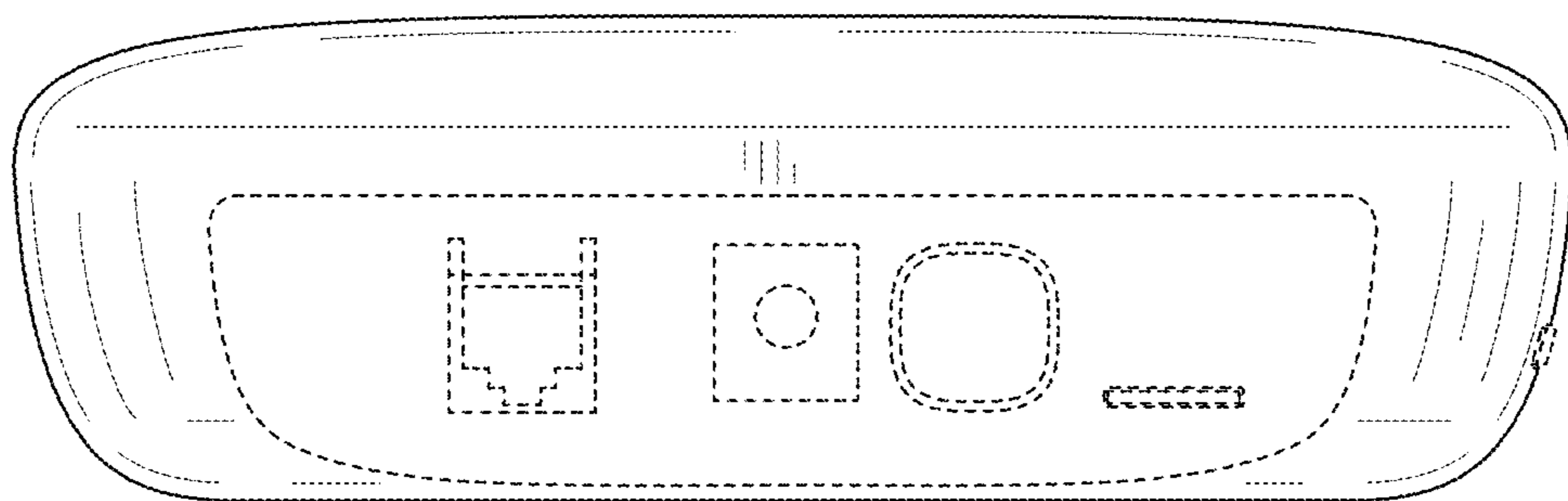


FIG. 8

