



US00D740261S

(12) **United States Design Patent**
Man

(10) **Patent No.:** **US D740,261 S**

(45) **Date of Patent:** **** Oct. 6, 2015**

(54) **RADIO FREQUENCY TAG**

(75) Inventor: **Chun Sing Matthew Man**, Hong Kong
(HK)

(73) Assignee: **MEGABYTE LIMITED**, Hong Kong
(HK)

(**) Term: **14 Years**

(21) Appl. No.: **29/432,038**

(22) Filed: **Sep. 13, 2012**

(30) **Foreign Application Priority Data**

Mar. 13, 2012 (CN) 2012 3 0056819

(51) **LOC (10) Cl.** **14-03**

(52) **U.S. Cl.**
USPC **D14/230**

(58) **Field of Classification Search**

USPC D14/138, 230–238, 299, 358; D12/42,
D12/43; 343/700 MS, 700 R–705, 711–713,
343/735, 736, 741, 748, 767, 795, 819, 840,
343/846, 866, 871–908; 455/90.2, 90.3, 91,
455/128, 269, 344, 347, 562.1

See application file for complete search history.

(56) **References Cited**

U.S. PATENT DOCUMENTS

2,478,241 A * 8/1949 Chu 343/779
D490,401 S * 5/2004 Iwai et al. D14/230
D535,264 S * 1/2007 Lai D13/182

D549,696 S * 8/2007 Oshima et al. D14/230
D573,589 S * 7/2008 Montgomery et al. D14/230
D652,410 S * 1/2012 Hernandez et al. D14/230
D676,429 S * 2/2013 Gosalia et al. D14/230
D682,813 S * 5/2013 Huang et al. D14/230
D695,278 S * 12/2013 Koskelainen D14/230
D709,052 S * 7/2014 Forster D14/230
D710,835 S * 8/2014 Forster et al. D14/230
D713,393 S * 9/2014 Forster D14/230
D715,780 S * 10/2014 Forster et al. D14/230
D715,781 S * 10/2014 Forster et al. D14/230
D716,275 S * 10/2014 Forster et al. D14/230
D719,936 S * 12/2014 Forster et al. D14/230
D719,937 S * 12/2014 Forster et al. D14/230
2004/0104850 A1 * 6/2004 Otaka et al. 343/700 MS
2007/0279310 A1 * 12/2007 Tsai et al. 343/795
2008/0106473 A1 * 5/2008 Chung et al. 343/700 MS
2010/0109953 A1 * 5/2010 Tang 343/700 MS
2011/0122041 A1 * 5/2011 Morishita et al. 343/846

* cited by examiner

Primary Examiner — John Windmuller

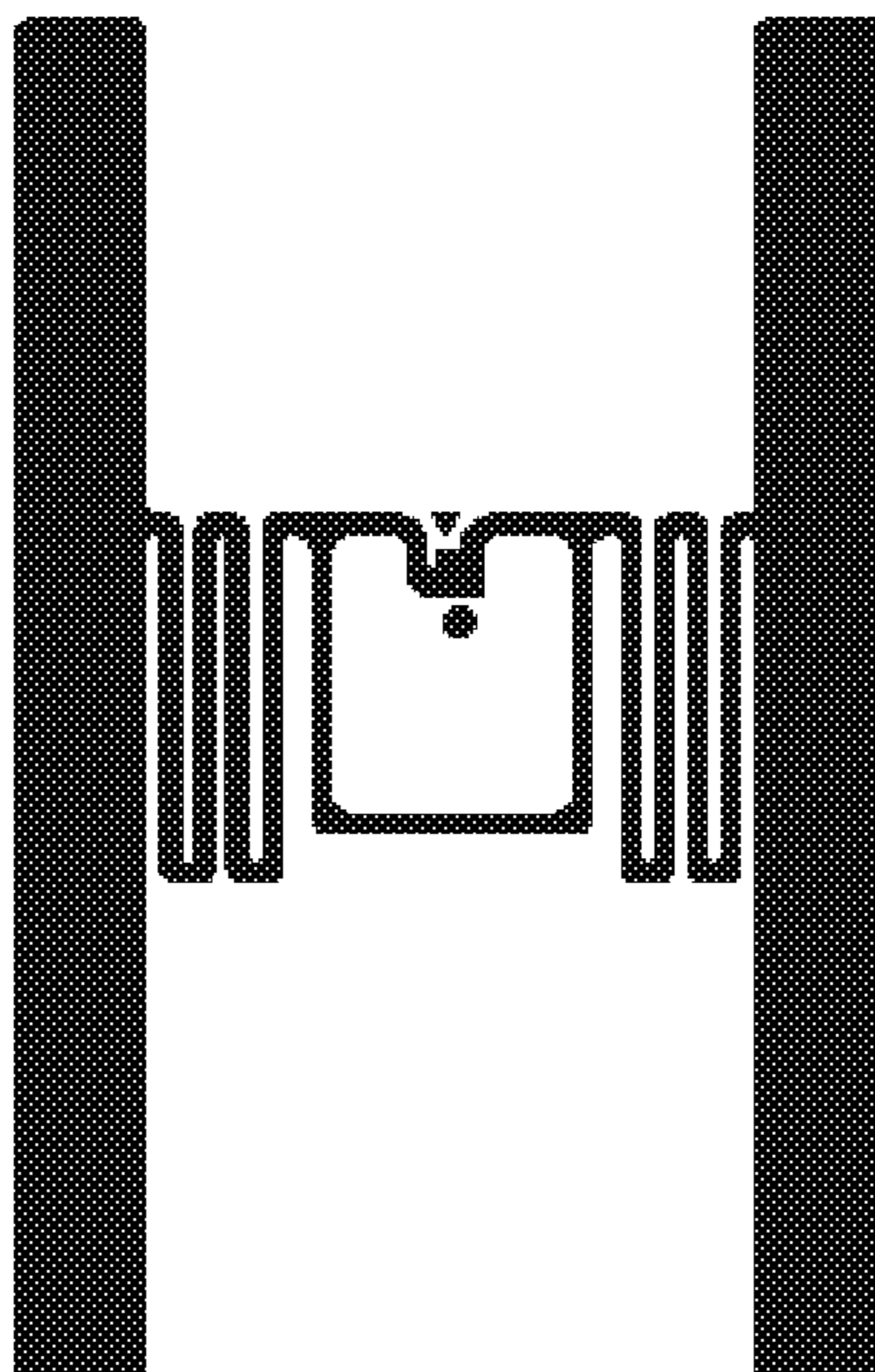
(57) **CLAIM**

The ornamental design for a radio frequency tag, as shown and described.

DESCRIPTION

FIG. 1 is a front view of a radio frequency tag of my new design; and,
FIG. 2 is a perspective view of the radio frequency tag of my new design.

1 Claim, 2 Drawing Sheets



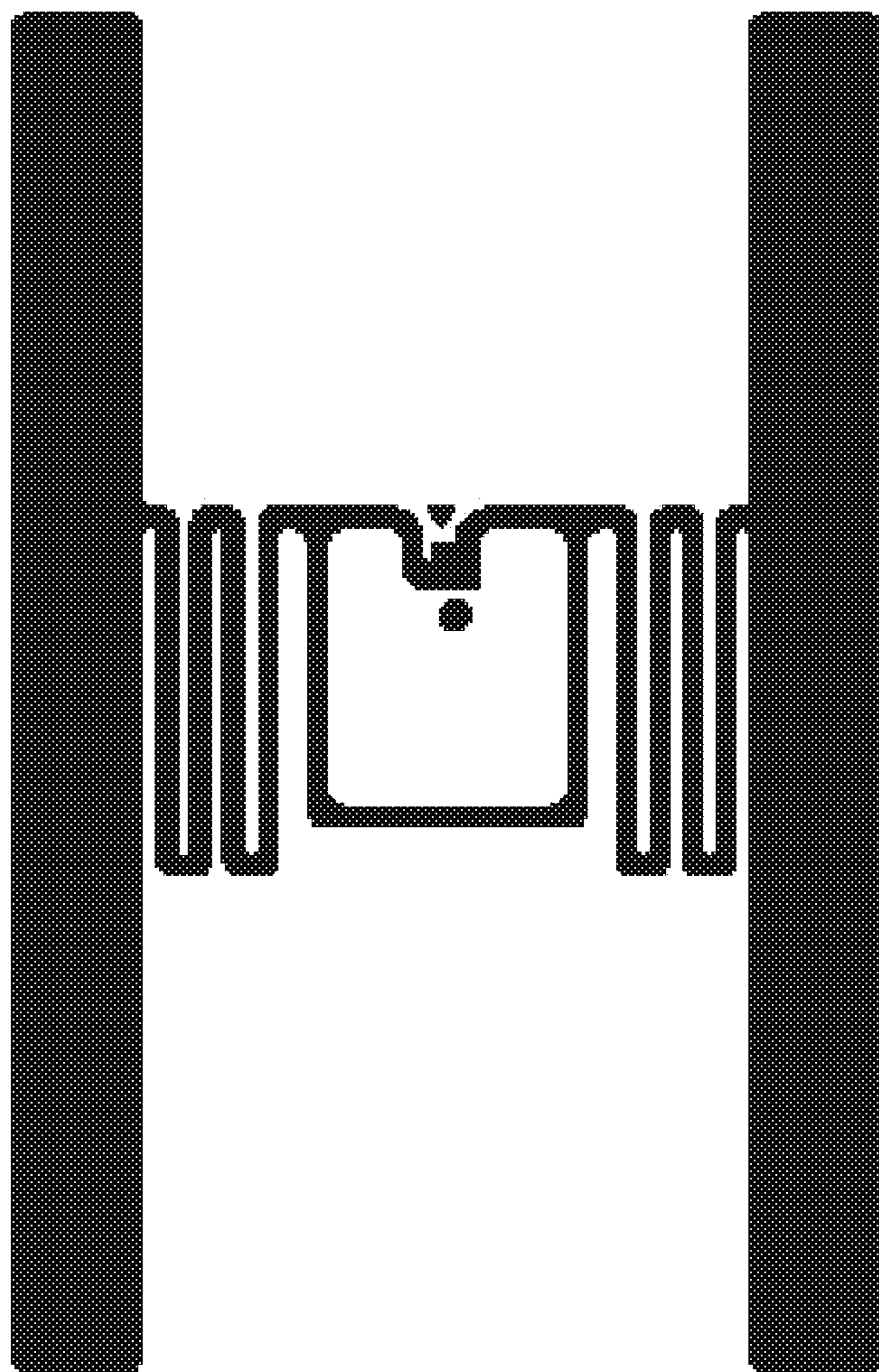


FIG. 1




FIG. 2