



US00D740252S

(12) **United States Design Patent**
Mackiewicz et al.

(10) **Patent No.:** **US D740,252 S**

(45) **Date of Patent:** **** Oct. 6, 2015**

(54) **LOUDSPEAKER HOUSING**

(71) Applicant: **Harman International Industries, Incorporated**, Northridge, CA (US)

(72) Inventors: **Damian Mackiewicz**, Shenzhen (CN);
Alexander Demin, Shenzhen (CN)

(73) Assignee: **Harman International Industries, Incorporated**, Northridge, CA (US)

(**) Term: **14 Years**

(21) Appl. No.: **29/465,521**

(22) Filed: **Aug. 28, 2013**

(51) **LOC (10) Cl.** **14-01**

(52) **U.S. Cl.**
USPC **D14/204**

(58) **Field of Classification Search**
USPC D14/167–168, 170–172, 188, 194–196,
D14/203.1, 204, 207, 209.1, 210–216, 221,
D14/222, 224; 381/300, 332, 334, 336, 345,
381/361–363, 386, 387
CPC H04B 1/08; H04R 1/02; H04R 5/02;
H04R 25/60; H04R 25/65; H04R 25/608
See application file for complete search history.

(56) **References Cited**

U.S. PATENT DOCUMENTS

D514,563 S * 2/2006 Kuramashi et al. D14/358
D609,701 S * 2/2010 Hou D14/240

D625,308 S * 10/2010 Chen et al. D14/356
D625,722 S * 10/2010 Park D14/365
D632,290 S * 2/2011 Jeon et al. D14/356
D640,237 S * 6/2011 Lim et al. D14/214
D644,221 S * 8/2011 Kemery et al. D14/358
D649,151 S * 11/2011 Ramones et al. D14/358

* cited by examiner

Primary Examiner — Derrick Holland

Assistant Examiner — Janice Lim

(74) *Attorney, Agent, or Firm* — Plumsea Law Group, LLC

(57) **CLAIM**

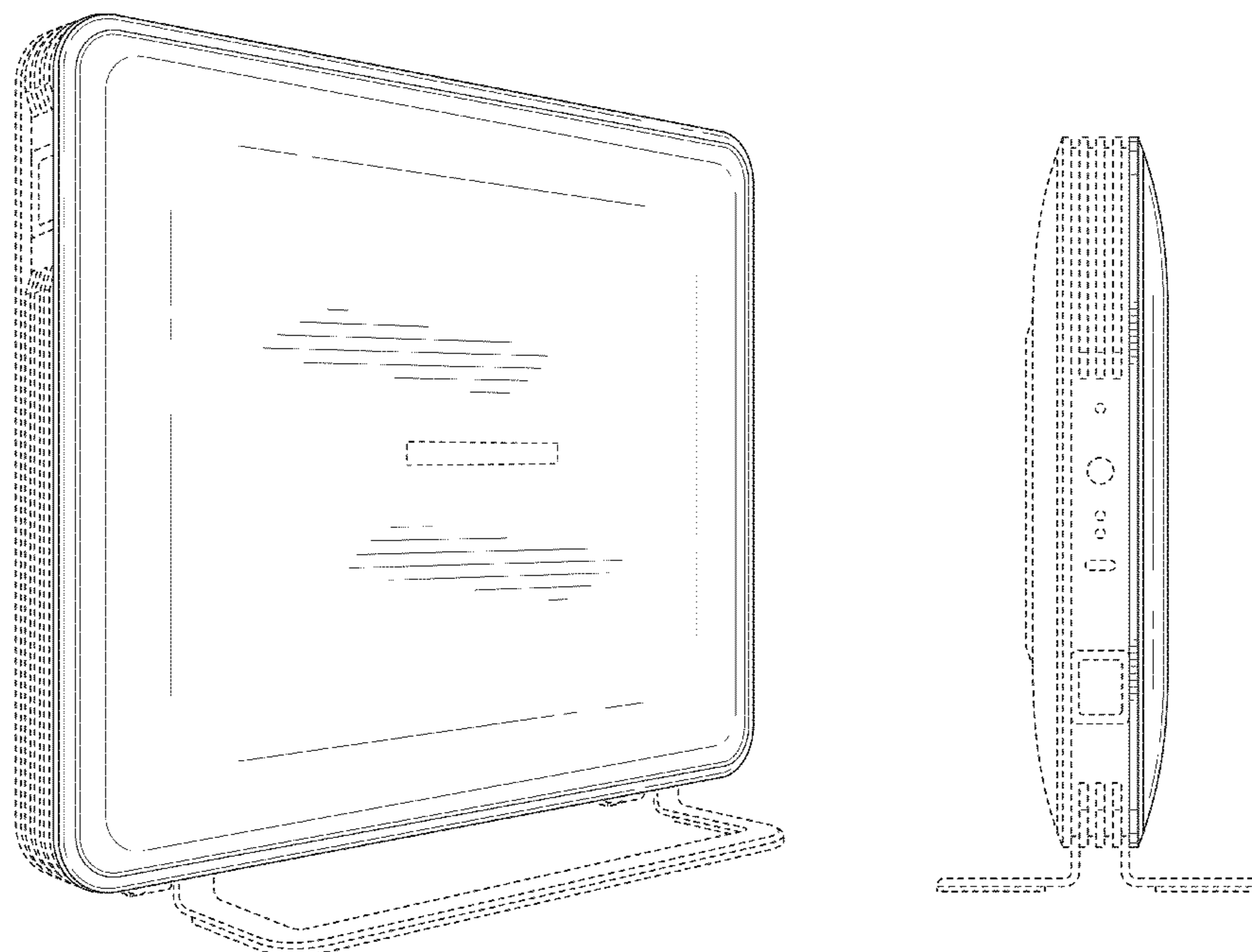
The ornamental design for a loudspeaker housing, as shown and described.

DESCRIPTION

FIG. 1 is a perspective view of a loudspeaker housing showing our new design;
FIG. 2 a front elevational view thereof;
FIG. 3 is a side elevational view thereof;
FIG. 4 is an opposite side elevational view thereof;
FIG. 5 is a top plan view thereof;
FIG. 6 is a bottom plan view thereof; and,
FIG. 7 is a rear elevational view thereof.

The broken line portions of FIGS. 1-7 are included to show unclaimed subject matter only and form no part of the claimed design. Where broken lines abut a claimed surface, it is understood that those broken lines represent an unclaimed boundary between claimed and unclaimed surfaces. None of the broken lines form any part of the claimed design.

1 Claim, 6 Drawing Sheets






FIG. 1

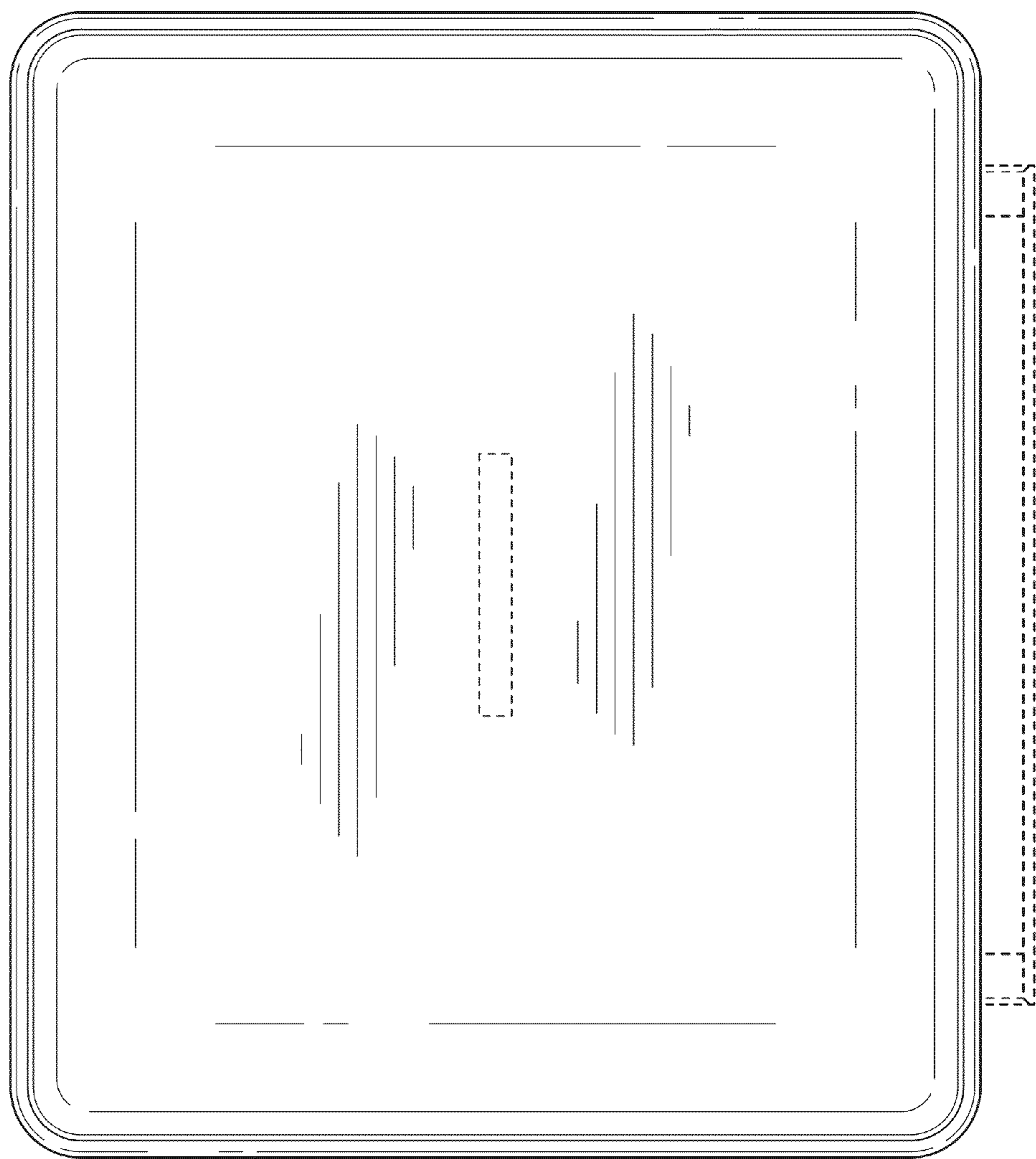


FIG. 2

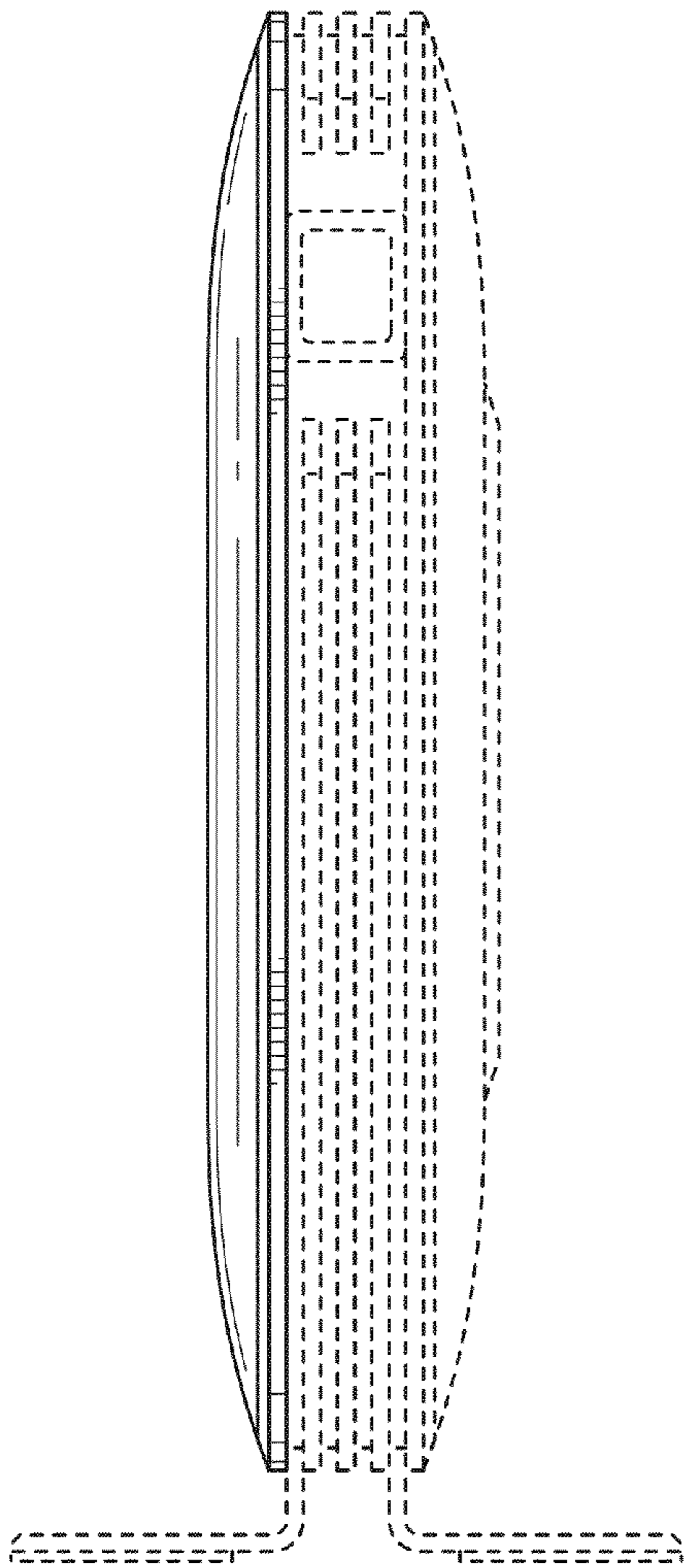


FIG. 3

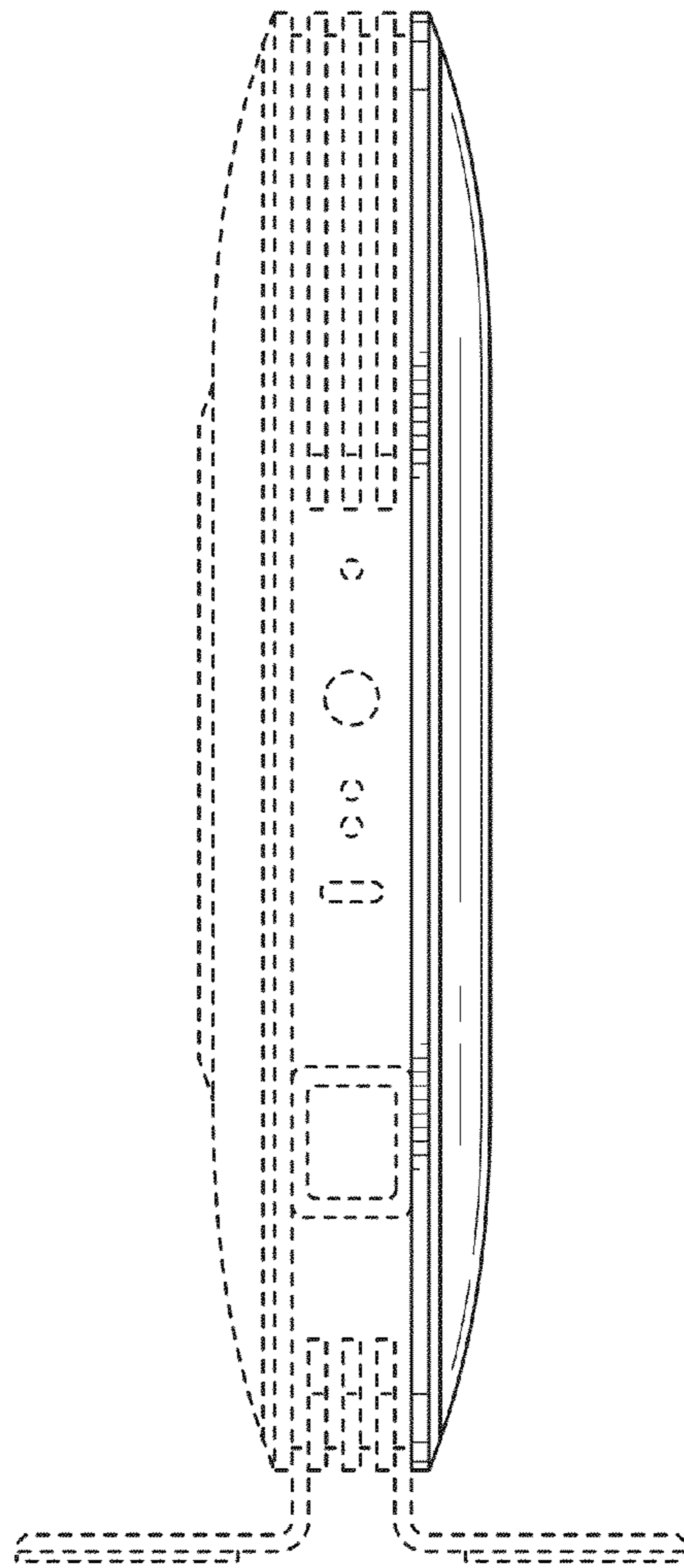


FIG. 4

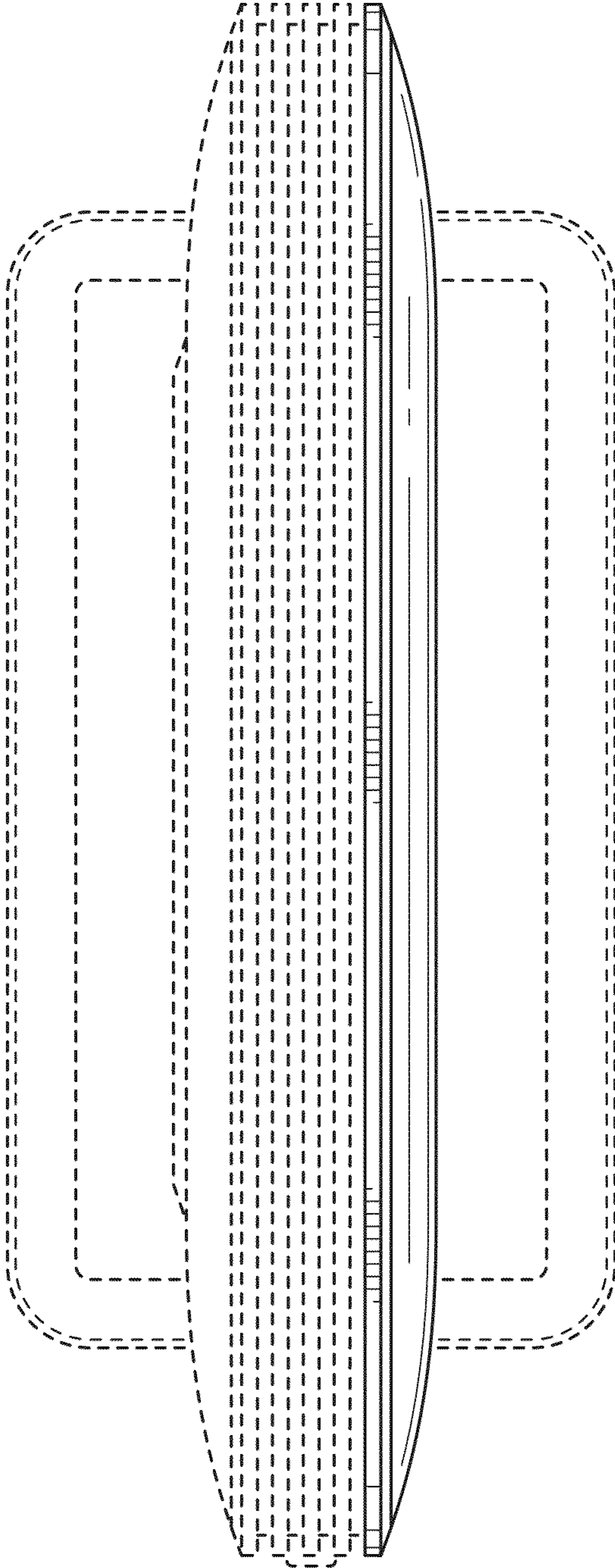


FIG. 5




FIG. 6

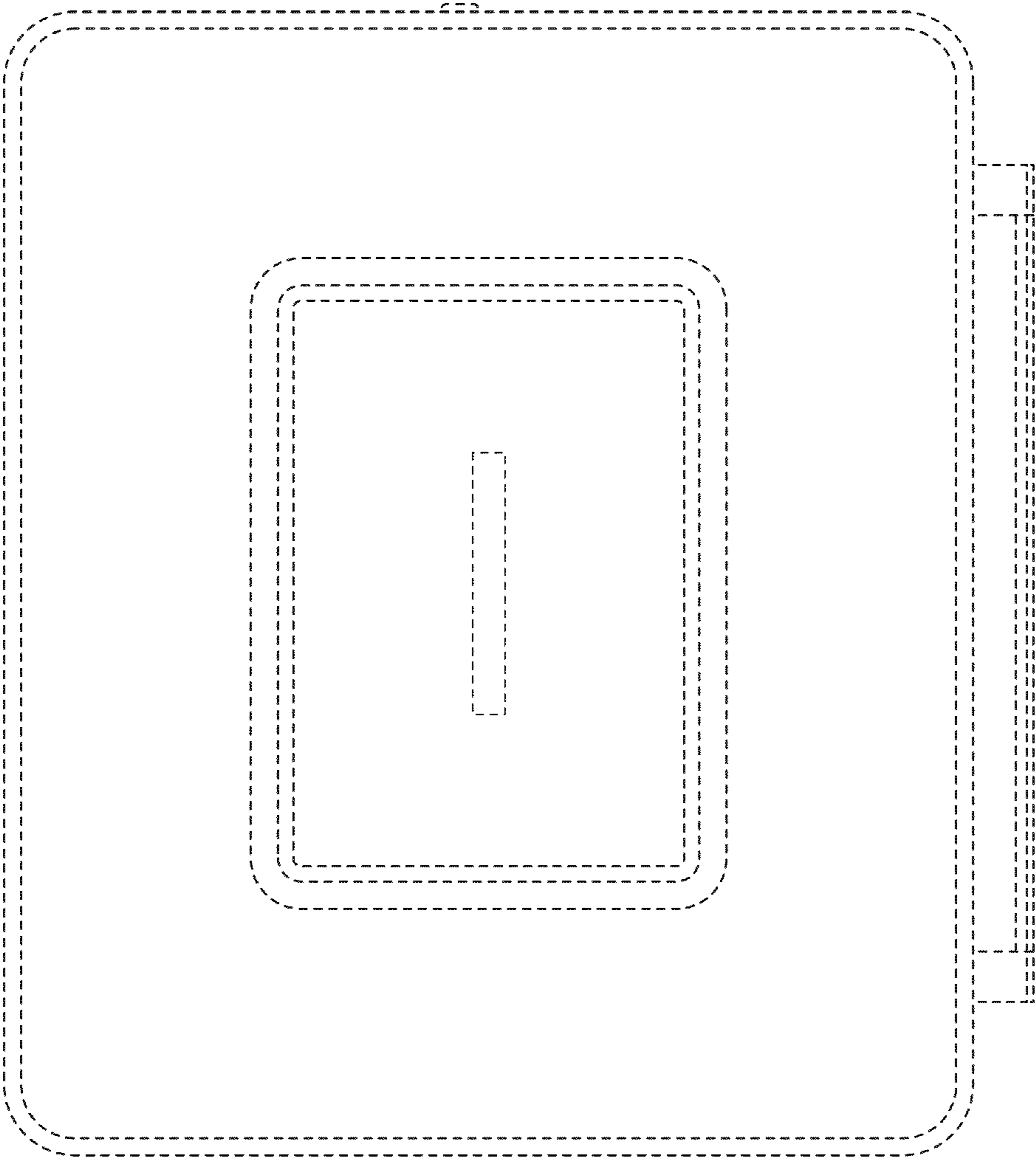


FIG. 7