



US00D740248S

(12) **United States Design Patent**
Porter

(10) **Patent No.:** **US D740,248 S**

(45) **Date of Patent:** **** Oct. 6, 2015**

(54) **SOUND RECORDING APPARATUS**

(71) Applicant: **AMS Neve Limited**, Burnley,
Lancashire (GB)

(72) Inventor: **Robin Andrew Porter**, Saffron Walden
(GB)

(73) Assignee: **AMS Neve Limited**, Burnley,
Lancashire (GB)

(**) Term: **14 Years**

(21) Appl. No.: **29/445,097**

(22) Filed: **Feb. 7, 2013**

(30) **Foreign Application Priority Data**

Aug. 8, 2012 (EM) 002085456-0001

(51) **LOC (10) Cl.** **10-04**

(52) **U.S. Cl.**
USPC **D14/167**

(58) **Field of Classification Search**
USPC D14/167, 154, 168, 188, 496, 156, 160,
D14/161, 162, 163, 164, 165, 158, 203.1,
D14/341, 346, 342, 345, 225, 226, 228, 227,
D14/214, 247, 203.7; 455/351, 350;
D19/60, 62; D21/330; 369/44.14,
369/44.32; 700/94

See application file for complete search history.

(56) **References Cited**

U.S. PATENT DOCUMENTS

D396,719 S * 8/1998 Ito et al. D14/167
D401,581 S * 11/1998 Palmiro et al. D14/167
D444,137 S * 6/2001 Miyazaki D14/167
D470,119 S * 2/2003 Ota D14/167

D487,888 S * 3/2004 Henderson D14/167
D500,300 S * 12/2004 Sakuma D14/167
D512,407 S * 12/2005 Suggs et al. D14/167
D531,980 S * 11/2006 Takemasa D14/167
D597,064 S * 7/2009 Machida D14/167
D624,524 S * 9/2010 Terzigni D14/167
D659,668 S * 5/2012 Neumann D14/155
D669,879 S * 10/2012 Iijima D14/167
D701,207 S * 3/2014 van den Heuvel et al. .. D14/432

* cited by examiner

Primary Examiner — Austin Murphy

(74) *Attorney, Agent, or Firm* — Pergament Gilman &
Cepeda, LLP

(57) **CLAIM**

The ornamental design, including color, for a sound recording
apparatus, as shown and described.

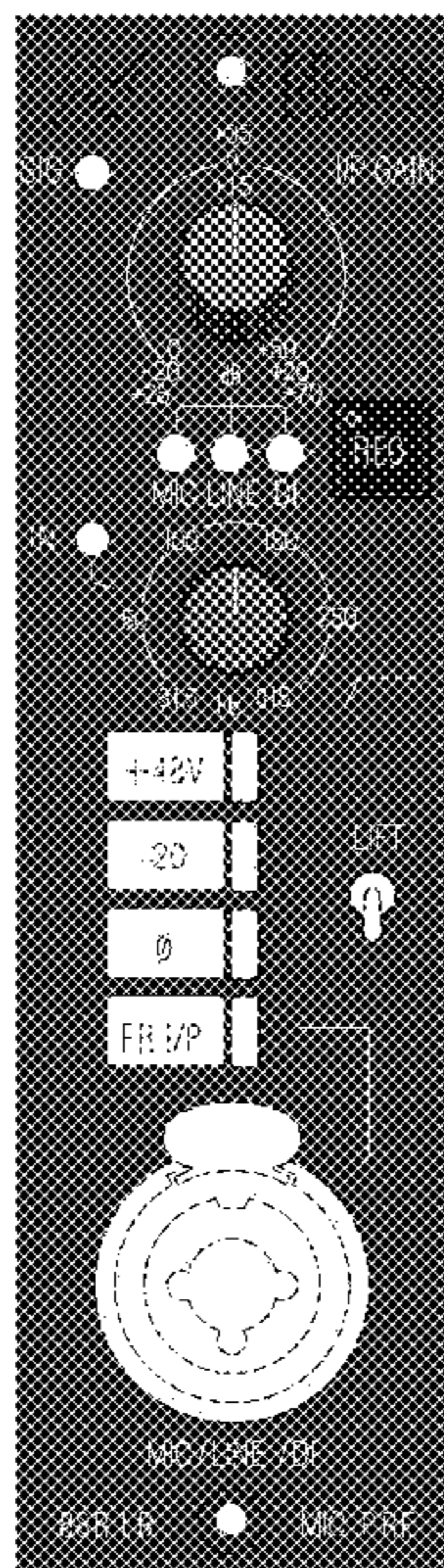
DESCRIPTION

The file of this patent includes at least one drawing/photo-
graph executed in color. Copies of this patent with color
drawing(s)/photograph(s) will be provided by the Office upon
request and payment of the necessary fee.

FIG. 1 is a front elevational view of a sound recording appa-
ratus showing a first embodiment of my design;
FIG. 2 is a front and top perspective view thereof;
FIG. 3 is a front and left side perspective view thereof;
FIG. 4 is a front and right side perspective view thereof;
FIG. 5 is a left side view thereof;
FIG. 6 is a right side view thereof;
FIG. 7 is a top plan view thereof; and,
FIG. 8 is a bottom plan view thereof.

The portions of the sound recording apparatus shown in bro-
ken lines are for illustrative purposes and form no part of the
claimed design.

1 Claim, 8 Drawing Sheets
(8 of 8 Drawing Sheet(s) Filed in Color)



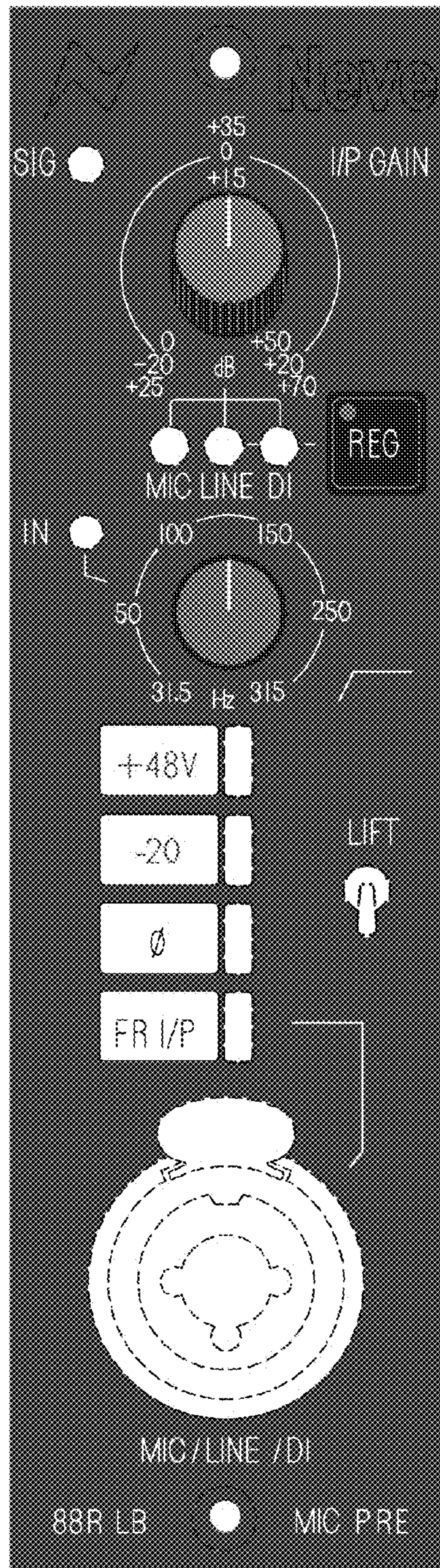


FIG. 1

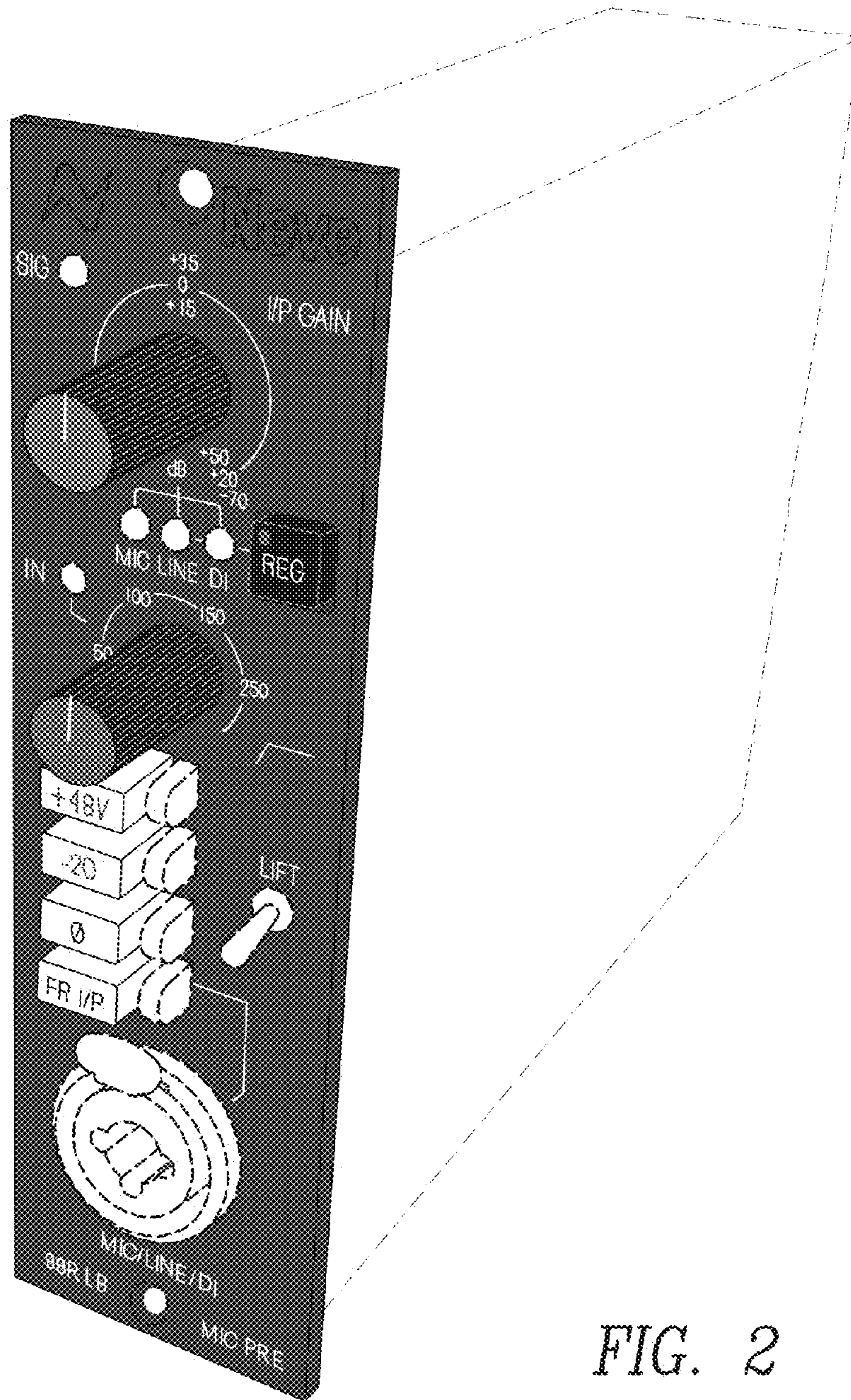


FIG. 2




FIG. 3




FIG. 4

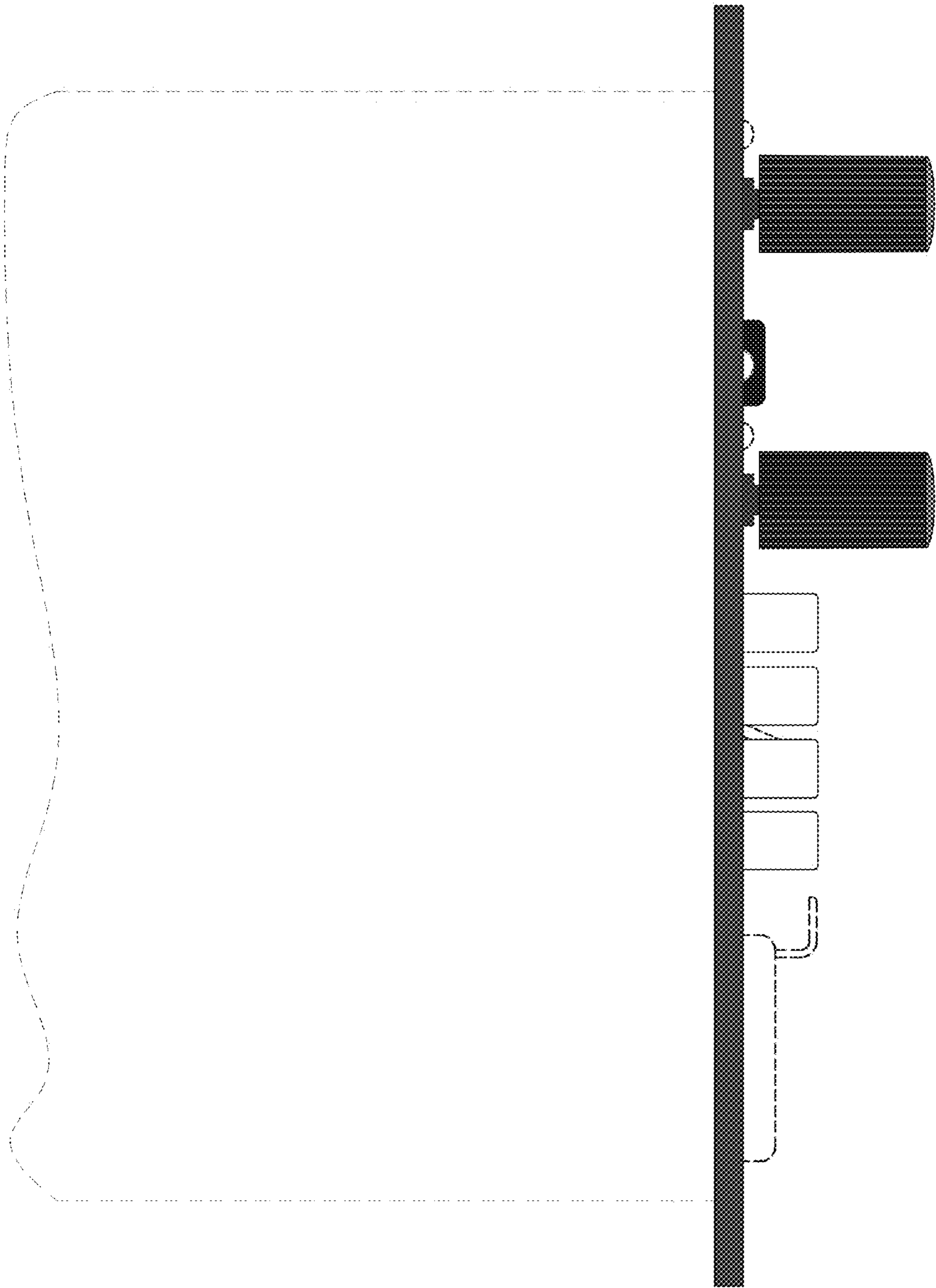


FIG. 5

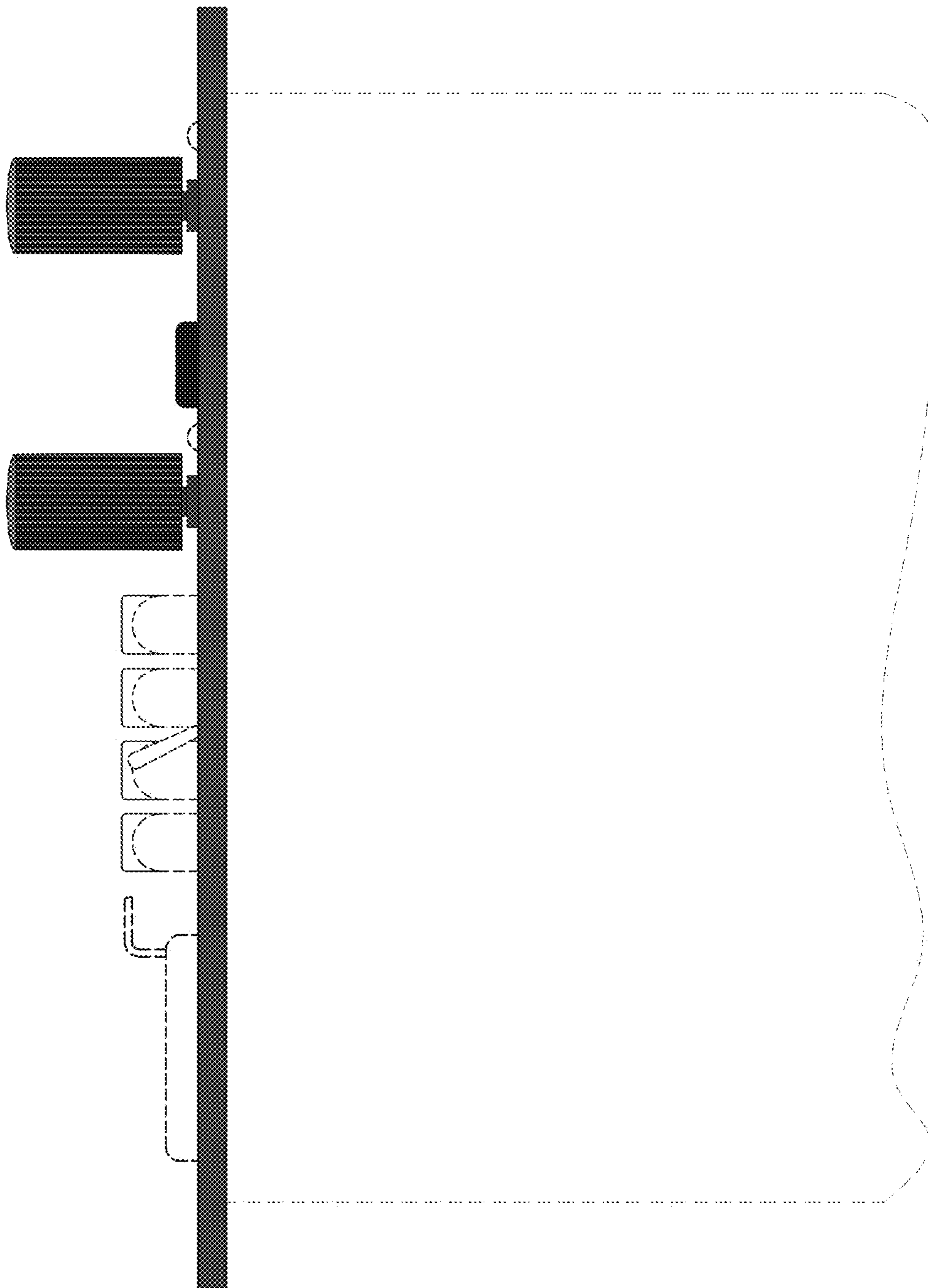


FIG. 6



FIG. 7




FIG. 8