



US00D740236S

(12) **United States Design Patent**  
**Terzoli**

(10) **Patent No.:** **US D740,236 S**

(45) **Date of Patent:** **\*\* Oct. 6, 2015**

(54) **GARAGE CLOSURE UNIT**

(71) Applicant: **Frank Terzoli**, San Diego, CA (US)

(72) Inventor: **Frank Terzoli**, San Diego, CA (US)

(\*\*) Term: **14 Years**

(21) Appl. No.: **29/474,307**

(22) Filed: **Aug. 7, 2014**

(51) **LOC (10) Cl.** ..... **14-03**

(52) **U.S. Cl.**  
USPC ..... **D13/168**

(58) **Field of Classification Search**  
USPC ..... D13/168; D10/104.1, 106.1; D14/218  
CPC ..... H03J 1/0025; H03J 9/00; H03J 9/02;  
H03J 9/04; H03J 9/06; H01H 9/0235; H04B  
1/202; G05B 11/01; G08C 17/00; G08C  
17/02; G08C 19/28; G08C 23/04; G08C  
2201/20; G08C 2201/30; G08C 2201/33;  
G08C 2201/40; G08C 2201/91; G08C  
2201/92; E05Y 2900/106; G07C 9/00182;  
G07C 9/00309

See application file for complete search history.

(56) **References Cited**

**U.S. PATENT DOCUMENTS**

D348,435 S \* 7/1994 Farinelli et al. .... D13/168  
5,798,681 A 8/1998 Chang  
5,883,579 A 3/1999 Schreiner et al.  
5,949,407 A \* 9/1999 Sato ..... 345/169

D423,509 S \* 4/2000 Park ..... D14/218  
6,377,173 B1 \* 4/2002 Desai ..... 340/426.36  
6,525,645 B2 \* 2/2003 King et al. .... 340/5.7  
D490,380 S \* 5/2004 Coullahan et al. .... D13/168  
D494,489 S \* 8/2004 Tulloch ..... D10/106.1  
D495,303 S \* 8/2004 Coullahan et al. .... D13/168  
D520,964 S \* 5/2006 Seal et al. .... D13/168  
7,215,238 B2 \* 5/2007 Buck et al. .... 340/5.23  
D546,295 S \* 7/2007 Marchetto et al. .... D13/168  
D627,763 S \* 11/2010 Carsey ..... D14/218  
D673,512 S \* 1/2013 Huang ..... D13/168  
8,373,555 B1 2/2013 Redden et al.  
D710,314 S \* 8/2014 Safford ..... D13/168  
D725,049 S \* 3/2015 Paredes ..... D13/168  
2013/0328663 A1 12/2013 Ordaz

\* cited by examiner

*Primary Examiner* — Selina Sikder

(74) *Attorney, Agent, or Firm* — Paul R Martin

(57) **CLAIM**

The ornamental design for a garage closure unit, as shown and described.

**DESCRIPTION**

FIG. 1 is a perspective view of the garage closure unit of my new design.

FIG. 2. Is a front elevational view thereof.

FIG. 3 is a back elevational view thereof.

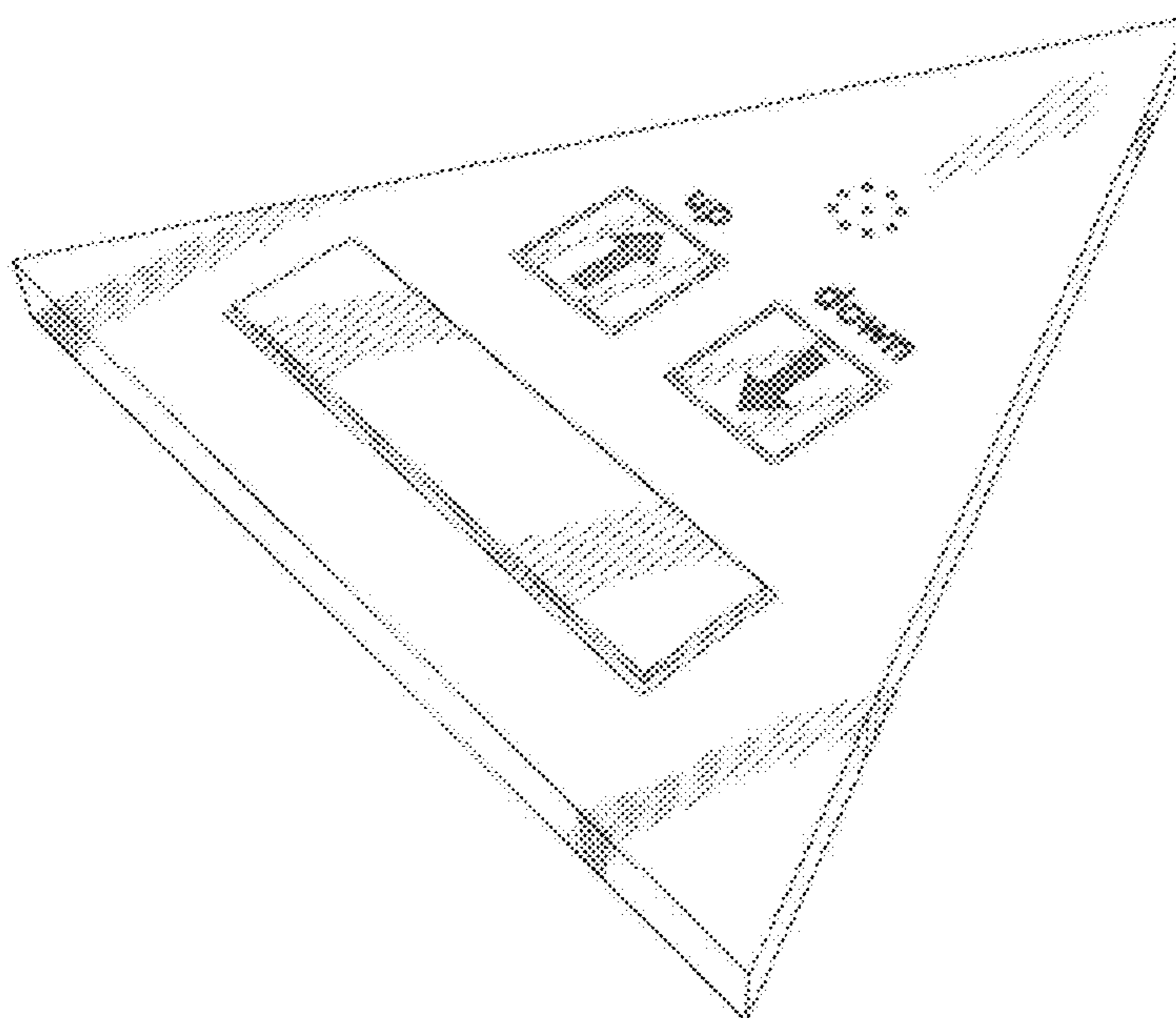
FIG. 4 is a top plan view thereof.

FIG. 5 is a bottom plan view thereof.

FIG. 6 is a left side elevational view thereof; and,

FIG. 7 is a right side elevational view thereof.

**1 Claim, 3 Drawing Sheets**



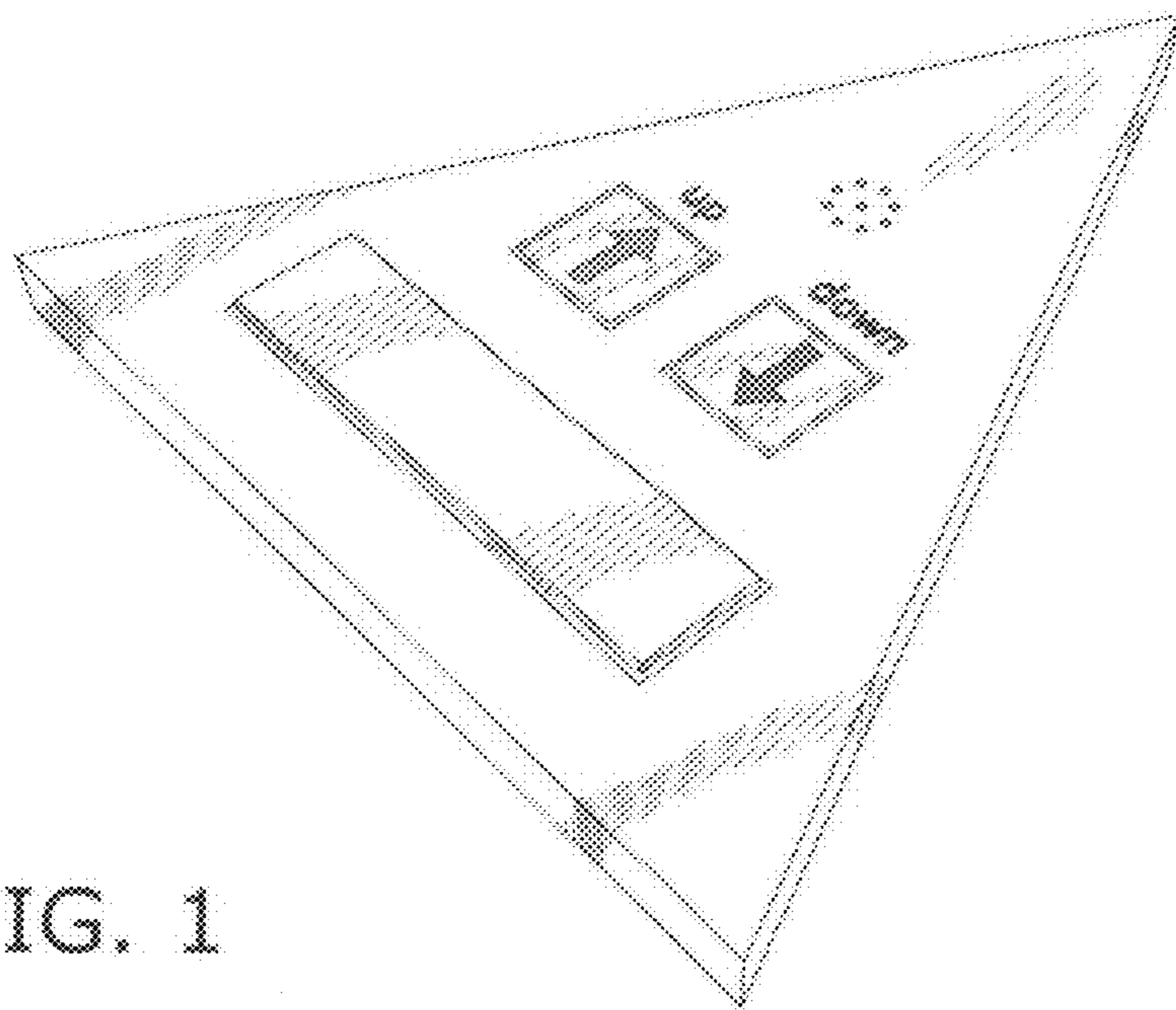


FIG. 1

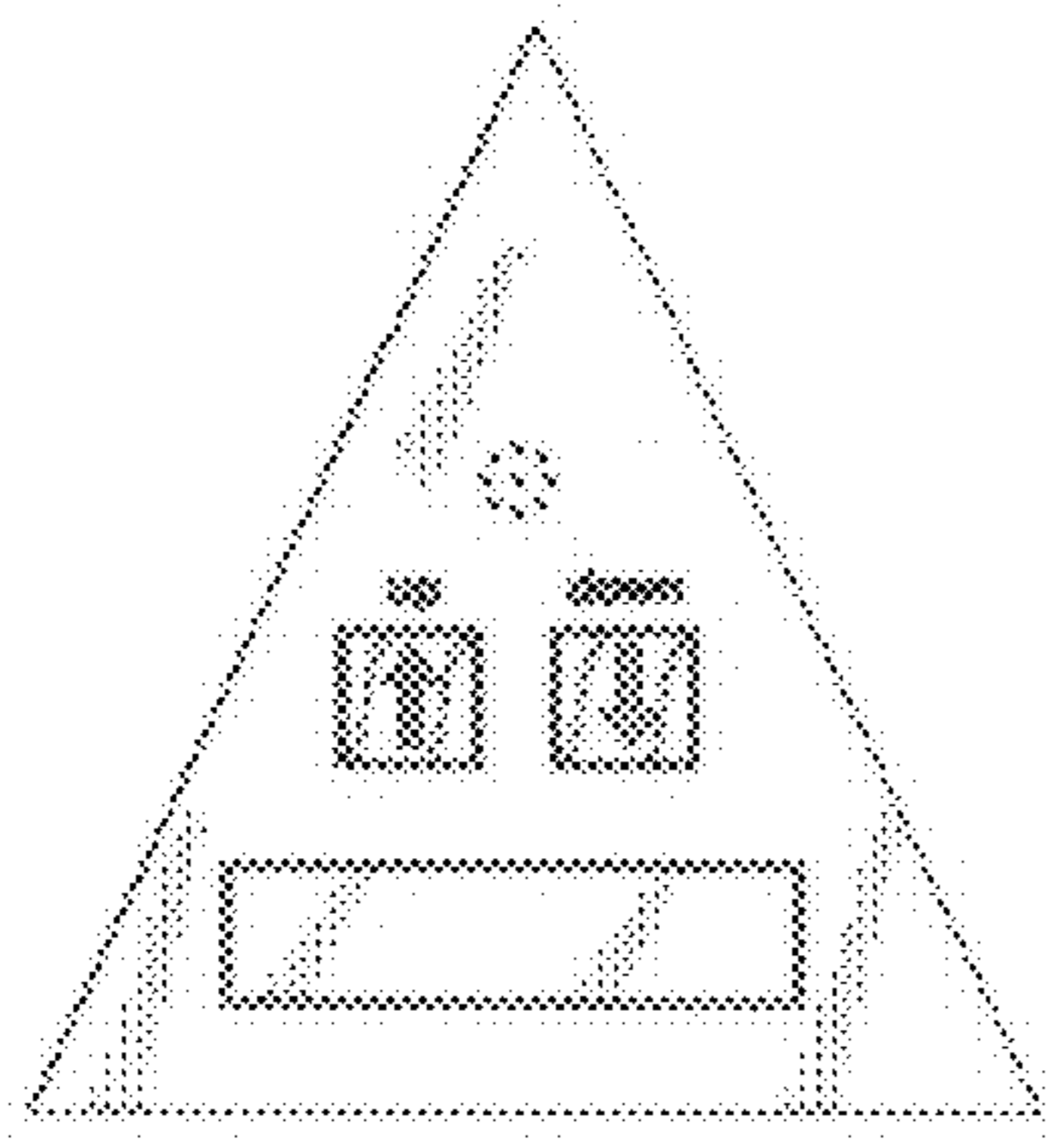


FIG. 2

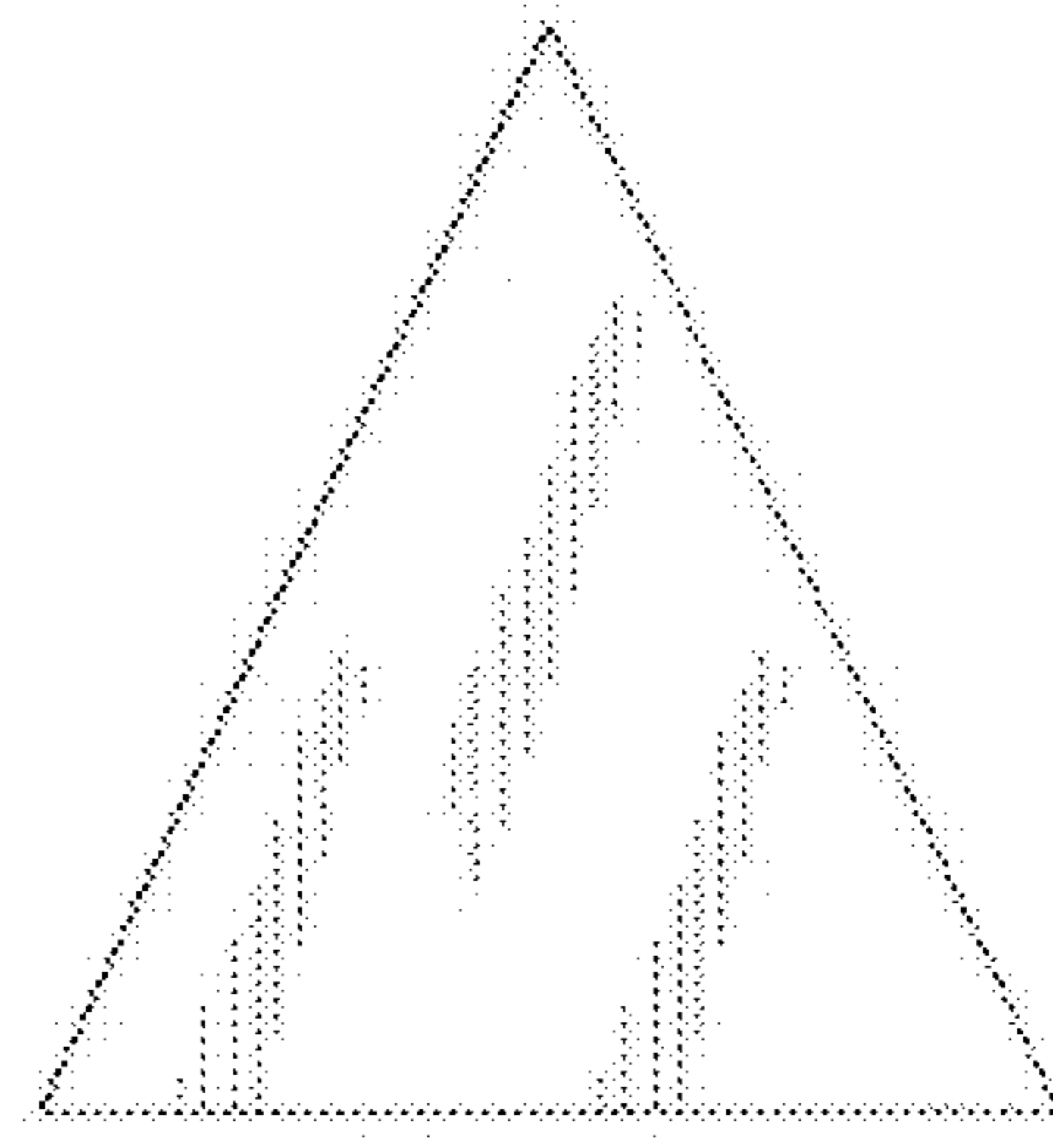


FIG. 3



FIG. 4

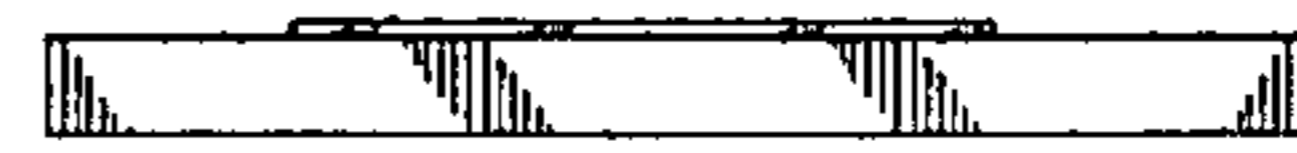


FIG. 5




FIG. 6




FIG. 7