



US00D740225S

(12) **United States Design Patent**  
**Higashi**

(10) **Patent No.:** **US D740,225 S**  
(45) **Date of Patent:** **\*\* Oct. 6, 2015**

(54) **AC/DC CONVERTER**

(71) Applicant: **TRA COMPANY LTD.**, Osaka (JP)

(72) Inventor: **Ryo Higashi**, Osaka (JP)

(73) Assignee: **TRA COMPANY LTD.**, Osaka (JP)

(\*\*) Term: **14 Years**

(21) Appl. No.: **29/504,226**

(22) Filed: **Oct. 3, 2014**

(30) **Foreign Application Priority Data**

Jul. 28, 2014 (JP) ..... 2014-016367

(51) **LOC (10) Cl.** ..... **13-02**

(52) **U.S. Cl.**  
USPC ..... **D13/110**

(58) **Field of Classification Search**  
USPC ..... D13/110, 103, 107, 108, 118, 119,  
D13/138.1, 138.2, 139.1, 139.2, 184, 199;  
320/111; D14/253, 432, 433, 434;  
439/103-105, 131, 172  
CPC .. H01R 25/00; H01R 31/06; H02J 2007/0062  
See application file for complete search history.

(56) **References Cited**

**U.S. PATENT DOCUMENTS**

- D424,528 S 5/2000 Dernehl
- D430,107 S \* 8/2000 Taylor ..... D13/110
- D450,036 S \* 11/2001 Okamoto ..... D13/137.2
- 7,220,136 B1 \* 5/2007 Green ..... 439/106
- D570,772 S 6/2008 Mahaffey et al.
- D573,946 S \* 7/2008 Ledbetter et al. .... D13/110
- D593,940 S 6/2009 Nomi et al.
- D601,490 S 10/2009 Zhu et al.
- D601,961 S 10/2009 Mahaffey et al.
- D610,994 S \* 3/2010 Fahrendorff et al. .... D13/138.1
- D617,275 S \* 6/2010 Fahrendorff et al. .... D13/138.1
- D623,136 S \* 9/2010 Andre et al. .... D13/138.1

- D651,975 S \* 1/2012 Smith et al. .... D13/138.1
- D653,208 S \* 1/2012 Au ..... D13/108
- D653,614 S \* 2/2012 Au ..... D13/108
- D653,615 S \* 2/2012 Au ..... D13/108
- D655,243 S \* 3/2012 Au ..... D13/108
- D655,244 S \* 3/2012 Au ..... D13/108
- D660,798 S 5/2012 Tseng
- D663,687 S \* 7/2012 Liu ..... D13/108
- D666,968 S \* 9/2012 Huang ..... D13/110
- D677,221 S \* 3/2013 McSweyn ..... D13/108
- D683,314 S \* 5/2013 Andre et al. .... D13/138.1
- D699,177 S 2/2014 Higashi
- D704,631 S \* 5/2014 Levy ..... D13/108

(Continued)

**OTHER PUBLICATIONS**

U.S. Appl. No. 29/494,107, filed Jun. 17, 2014.

(Continued)

*Primary Examiner* — Derrick Holland

*Assistant Examiner* — Jennifer O King

(74) *Attorney, Agent, or Firm* — Cermak Nakajima & McGowan LLP; Tomoko Nakajima



(57) **CLAIM**

The ornamental design for an AC/DC converter, as shown and described.

**DESCRIPTION**

FIG. 1 is a front and top perspective view of an AC/DC converter showing my new design; and  
FIG. 2 is a rear and top perspective view thereof.  
FIG. 3 is a front elevational view thereof;  
FIG. 4 is a rear elevational view thereof;  
FIG. 5 is a top plan view thereof;  
FIG. 6 is a bottom plan view thereof;  
FIG. 7 is a right side elevational view thereof; and  
FIG. 8 is a left side elevational view thereof; and,  
FIG. 9 is a rear and top perspective view thereof in a use state.

**1 Claim, 9 Drawing Sheets**



(56)

**References Cited**

**OTHER PUBLICATIONS**

U.S. PATENT DOCUMENTS

D732,472 S \* 6/2015 Laffon et al. .... D13/110  
2010/0117597 A1\* 5/2010 Wang ..... 320/111

U.S. Appl. No. 29/497,988, filed Jul. 30, 2014.

\* cited by examiner




Figure 1




Figure 2




Figure 3





Figure 4



**Figure 5**



Figure 6






Figure 7




Figure 8




Figure 9