



US00D740222S

(12) **United States Design Patent**
Tang

(10) **Patent No.:** **US D740,222 S**

(45) **Date of Patent:** **** Oct. 6, 2015**

(54) **CHARGEABLE BATTERY**

(71) Applicant: **SZ DJI TECHNOLOGY CO., LTD.**,
Shenzhen, Guangdong (CN)

(72) Inventor: **Yin Tang**, Shenzhen (CN)

(73) Assignee: **SZ DJI TECHNOLOGY CO., LTD.**,
Shenzhen (CN)

(**) Term: **14 Years**

(21) Appl. No.: **29/498,809**

(22) Filed: **Aug. 8, 2014**

(30) **Foreign Application Priority Data**

Apr. 11, 2014 (CN) 2014 3 0085726

(51) **LOC (10) Cl.** **13-02**

(52) **U.S. Cl.**
USPC **D13/103**

(58) **Field of Classification Search**
USPC D13/102-106, 110, 119-121, 184;
429/96-100, 163, 176
CPC Y02E 60/12; Y02E 60/122; Y02E 60/124;
Y02E 60/50; H01M 2/02; H01M 2/022;
H01M 2/0202; H01M 2/0207; H01M 2/0212;
H01M 2/1061; H01M 2/1022; H01M 2/1055;
H01M 2/1066; H01M 2/105; H01M 2/204;
H01M 10/4257; H01M 10/0436; H01M 10/48
See application file for complete search history.

(56) **References Cited**

U.S. PATENT DOCUMENTS

D328,888 S * 8/1992 Zhu D13/103
D383,435 S * 9/1997 Svetlik D13/103
D412,486 S * 8/1999 Gray et al. D13/103
D432,493 S * 10/2000 Killebrew et al. D13/103
D476,618 S * 7/2003 Wong et al. D13/103

D481,008 S * 10/2003 Wade D13/103
D483,725 S * 12/2003 Thompson et al. D13/184
D488,436 S * 4/2004 Wulff D13/103
D492,248 S * 6/2004 Gregory et al. D13/103
D528,975 S * 9/2006 Chi et al. D13/103
D547,264 S * 7/2007 Kondo D13/103
D559,175 S * 1/2008 Houghton D13/103
D576,545 S * 9/2008 Mandel et al. D13/103
D614,125 S * 4/2010 Tinius D13/103
D624,011 S * 9/2010 Bertagnole et al. D13/103
D631,835 S * 2/2011 Neidhart D13/103
D632,643 S * 2/2011 Tanaka et al. D13/103
D663,264 S * 7/2012 London D13/103
D682,195 S * 5/2013 Aglassinger D13/103
D694,176 S * 11/2013 Buetow et al. D13/103
D699,672 S * 2/2014 Kosugi et al. D13/103
2008/0003494 A1 * 1/2008 Rejman 429/97
2014/0049208 A1 * 2/2014 Carkner et al. 320/103

* cited by examiner

Primary Examiner — Rosemary K Tarcza

(74) *Attorney, Agent, or Firm* — Novak Druce Connolly
Bove + Quigg LLP

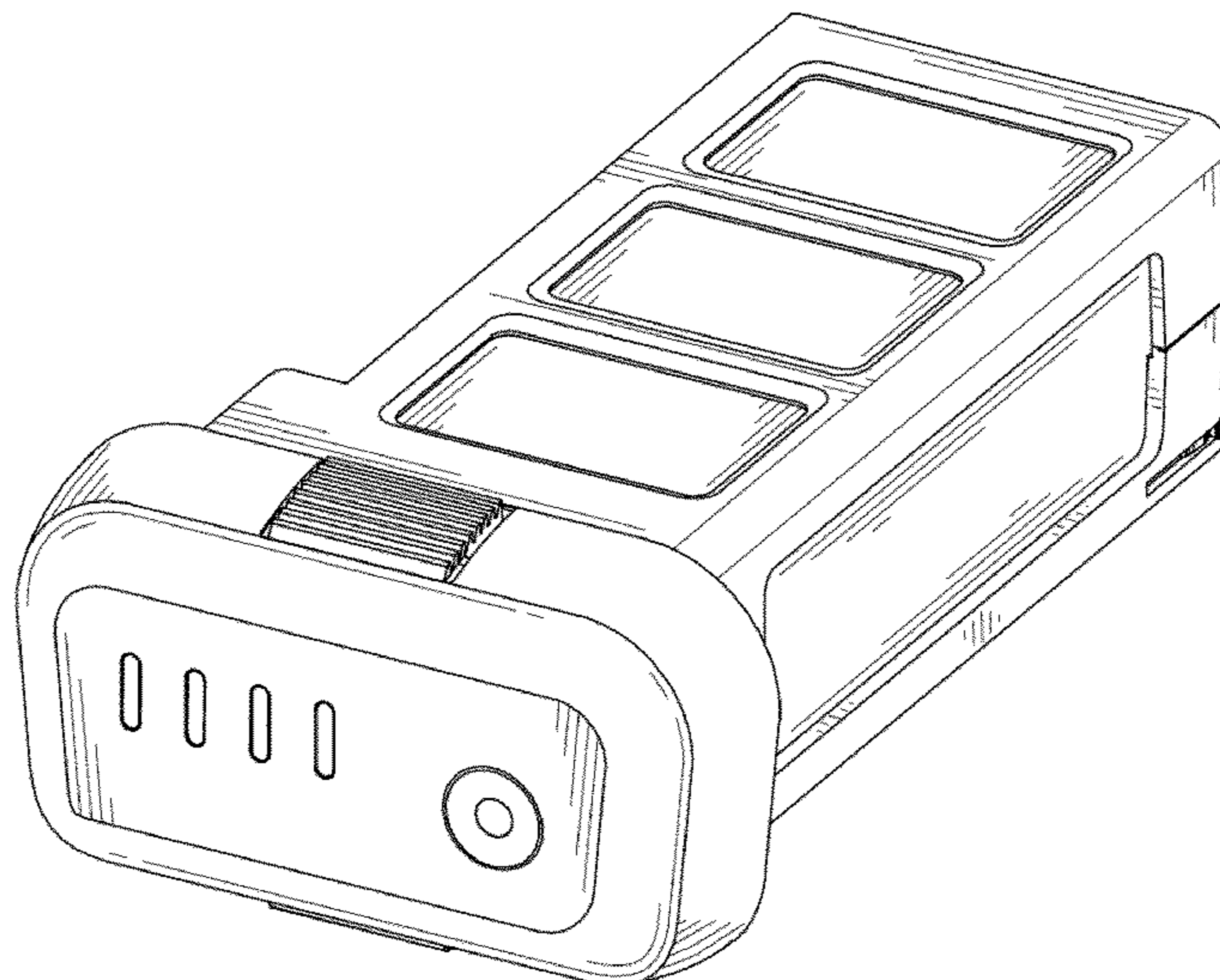
(57) **CLAIM**

The ornamental design for a chargeable battery, as shown and described.

DESCRIPTION

FIG. 1 is a perspective view of a chargeable battery showing my new design;
FIG. 2 is a front elevational view thereof;
FIG. 3 is a rear elevational view thereof;
FIG. 4 is a left side view thereof;
FIG. 5 is a right side view thereof;
FIG. 6 is a top plan view thereof; and,
FIG. 7 is a bottom plan view thereof.
The broken lines in the drawings are for the purpose of illustrating unclaimed portions of the chargeable battery and form no part of the claimed design.

1 Claim, 7 Drawing Sheets



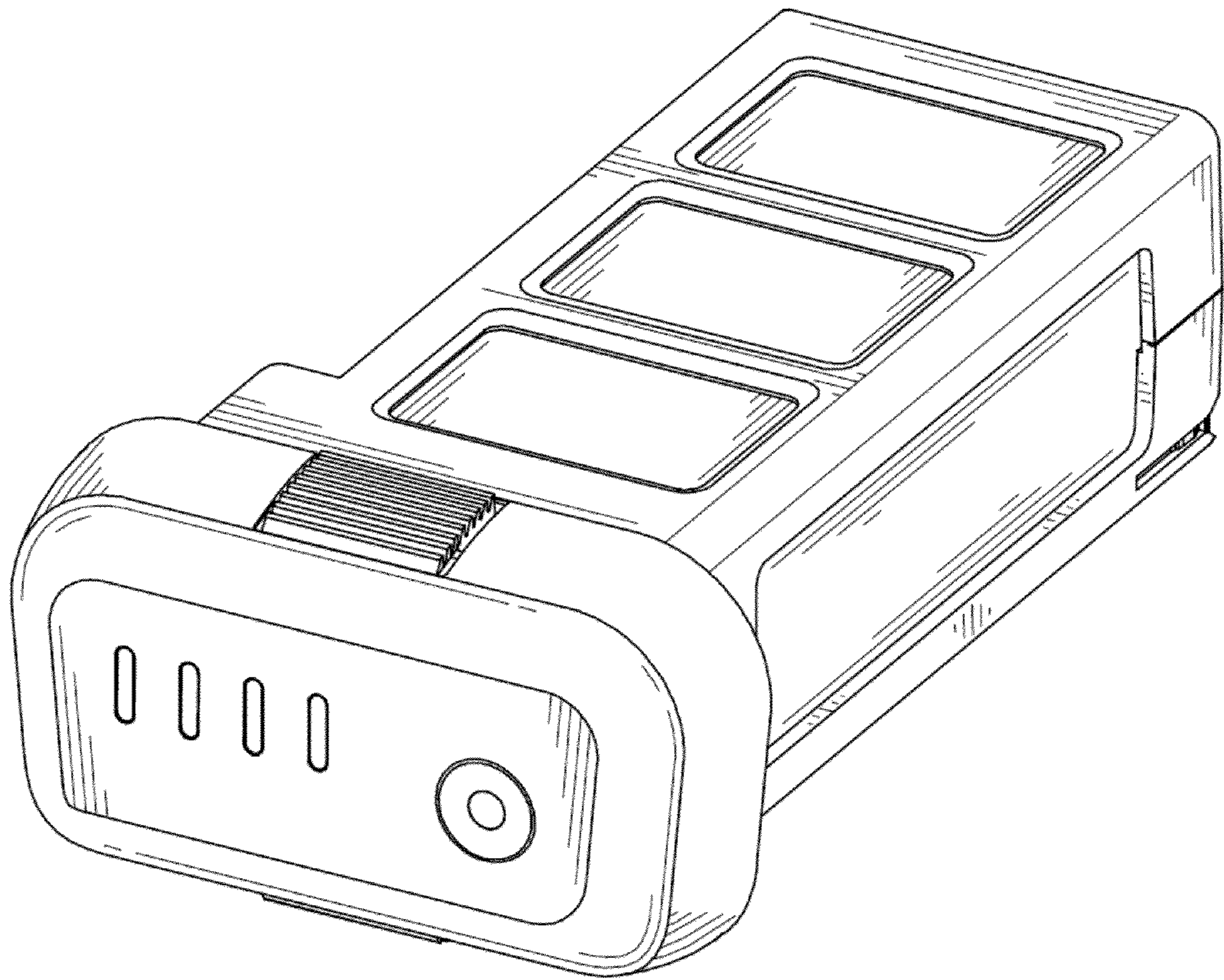


Fig. 1

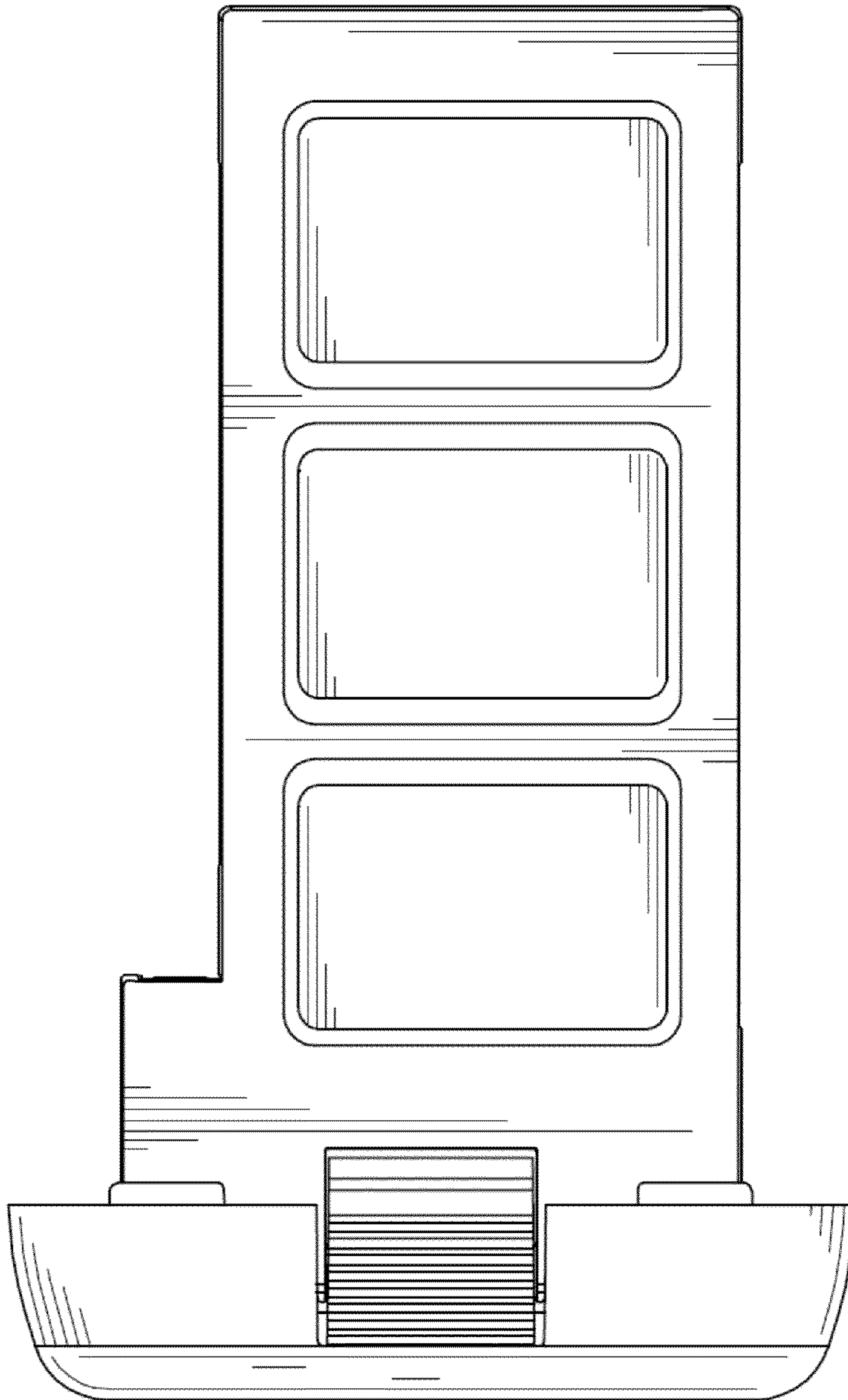


Fig. 2

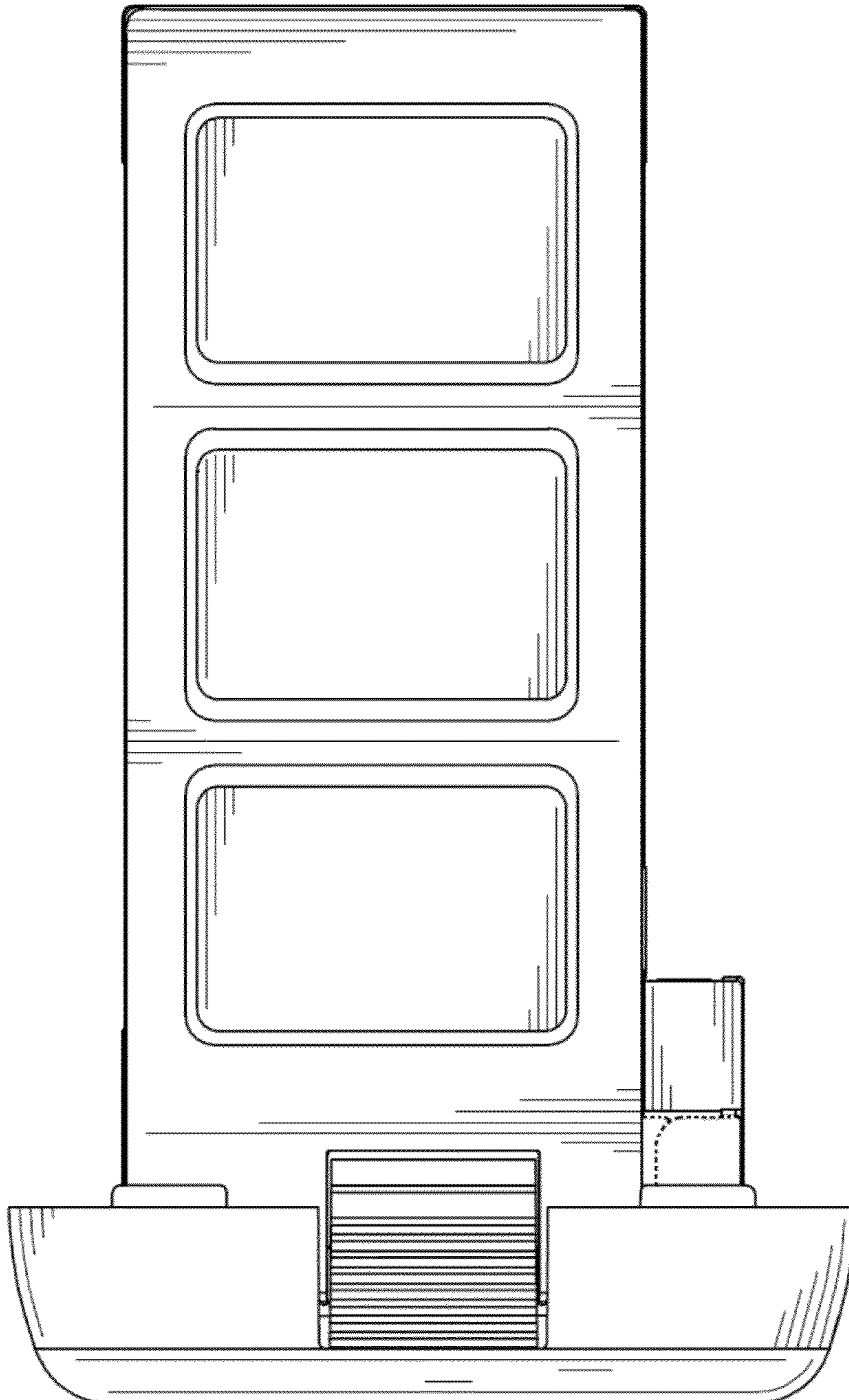


Fig. 3

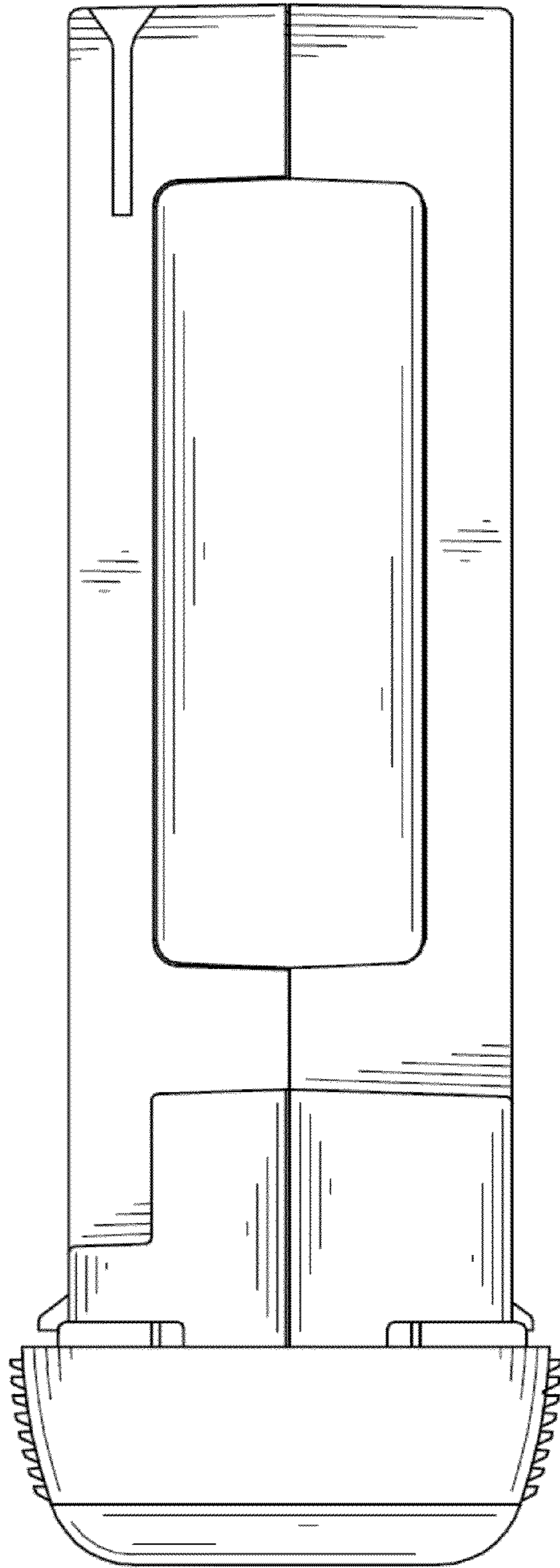


Fig. 4

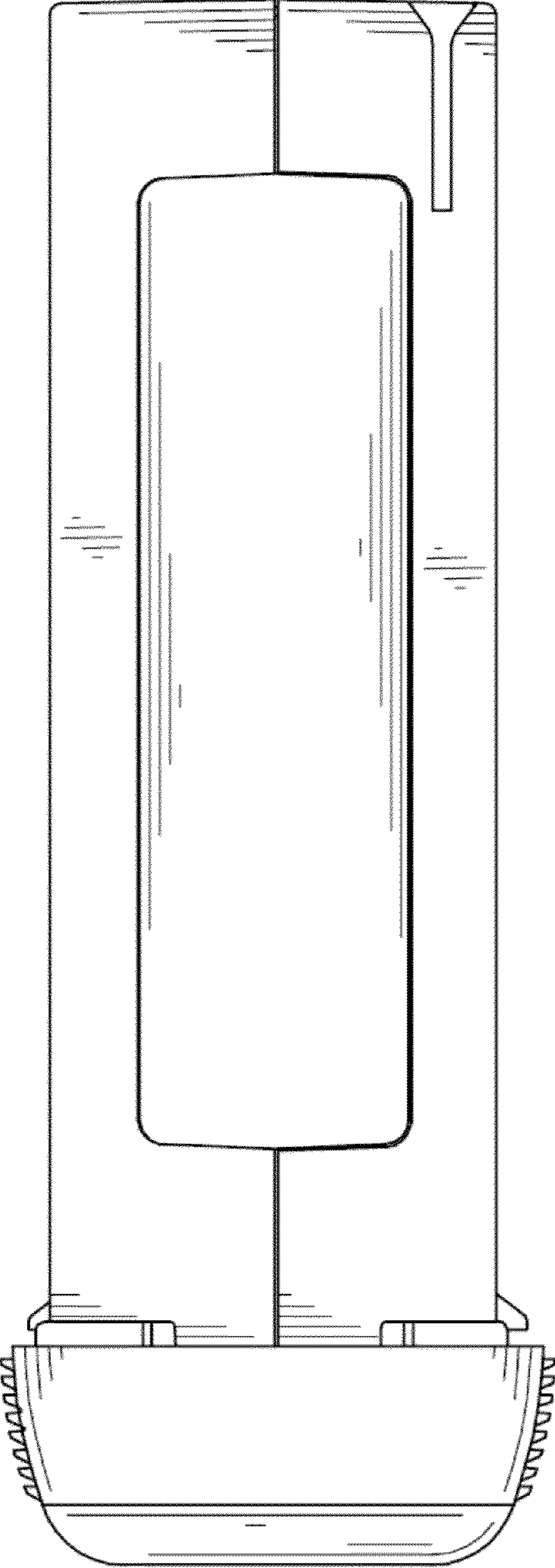


Fig. 5

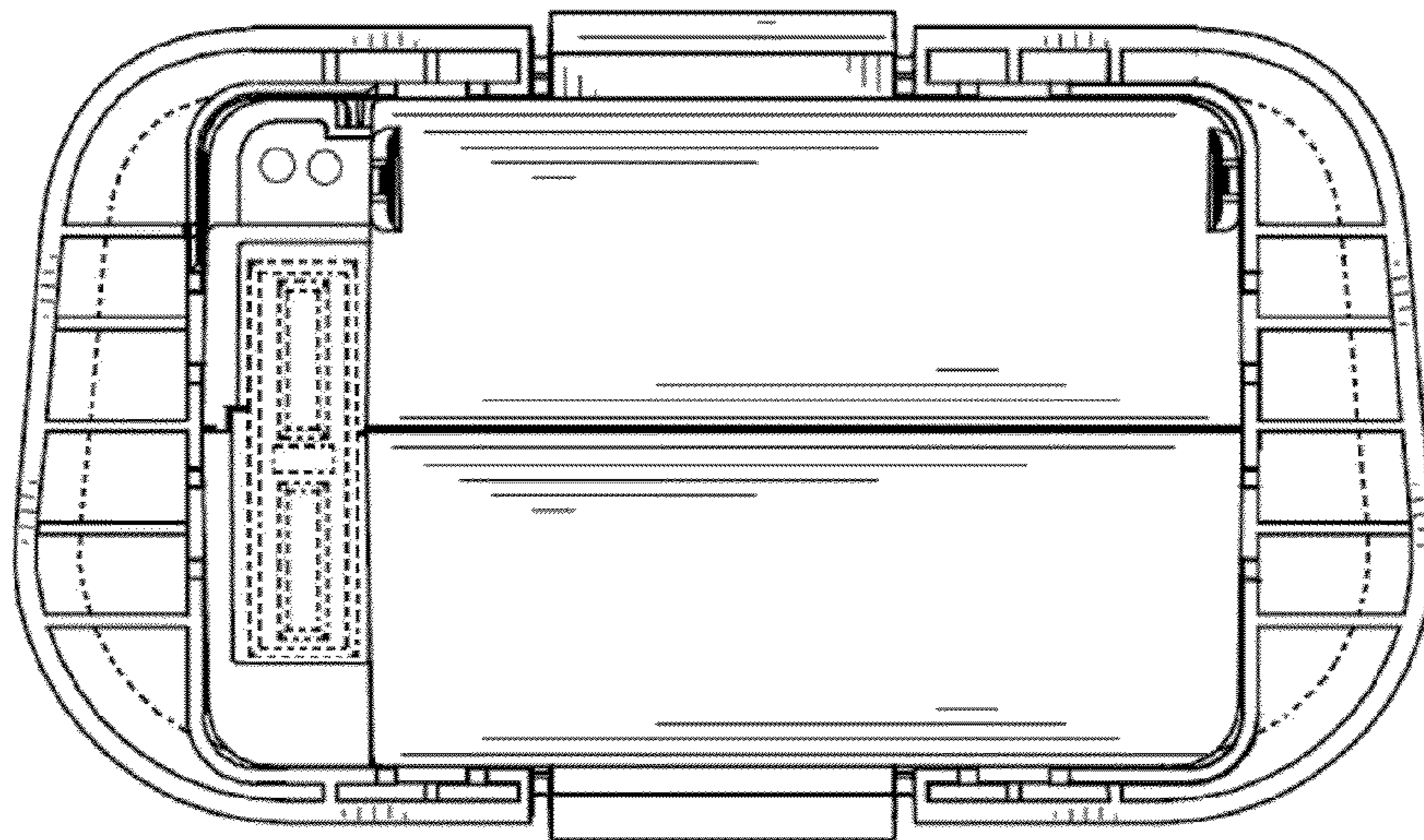


Fig. 6

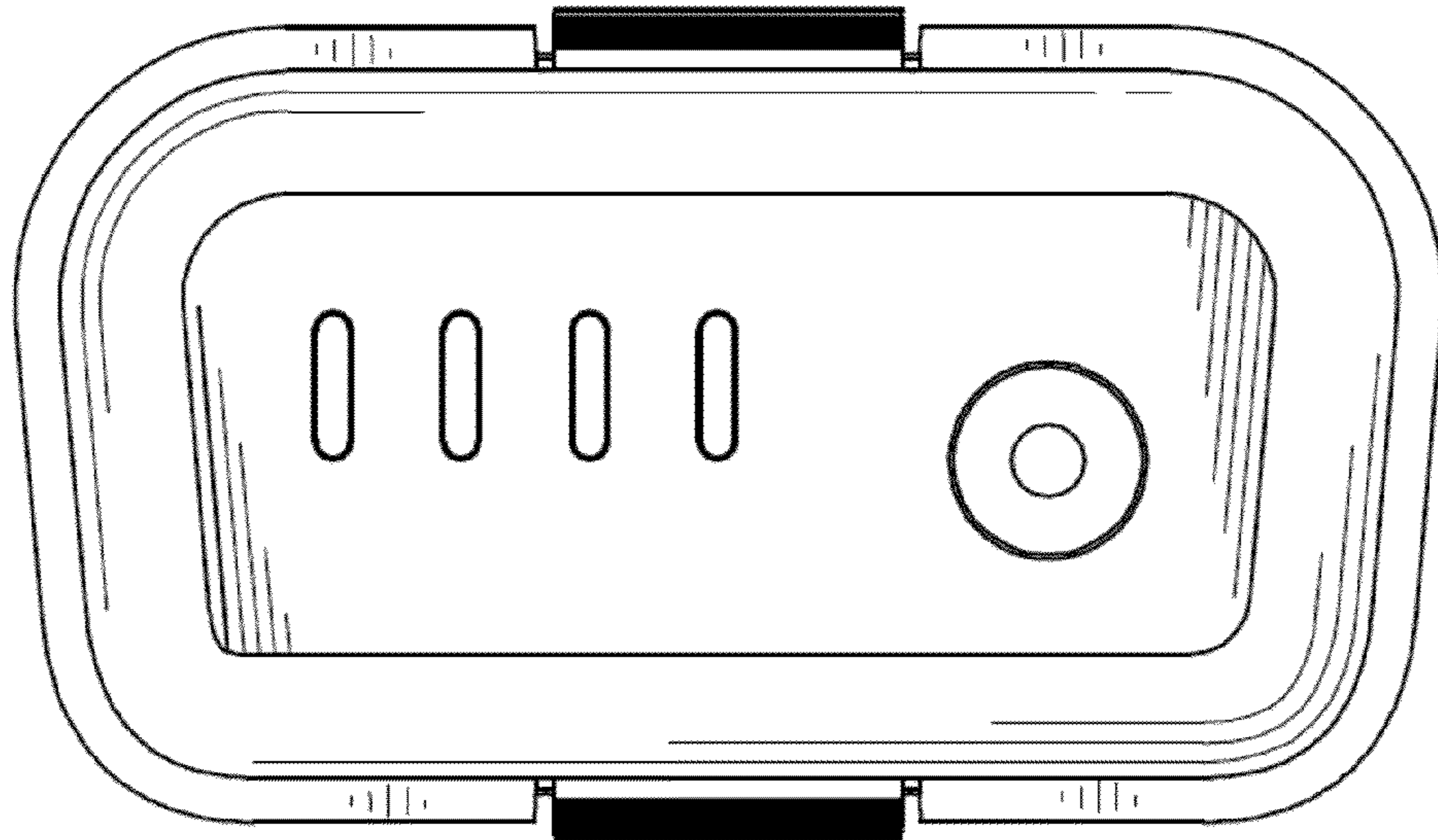


Fig. 7