



US00D740204S

(12) **United States Design Patent**
Chen

(10) **Patent No.:** **US D740,204 S**

(45) **Date of Patent:** **** Oct. 6, 2015**

(54) **BUFFER STRIP**

(71) Applicant: **Cammie Chen**, San Jose, CA (US)

(72) Inventor: **Cammie Chen**, San Jose, CA (US)

(**) Term: **14 Years**

(21) Appl. No.: **29/464,276**

(22) Filed: **Aug. 14, 2013**

(51) **LOC (10) Cl.** **12-16**

(52) **U.S. Cl.**
USPC **D12/400**

(58) **Field of Classification Search**
USPC D12/400, 192, 191, 190, 90, 91, 92,
D12/199, 197, 86, 171, 169, 163, 110, 114;
D11/211, 81, 157, 133, 172; D20/11,
D20/23, 24, 25, 30, 31, 32; 293/102, 115;
40/413, 591, 592; 428/31
CPC B60R 9/048; B60R 9/0485; B60R 9/05;
B60R 11/00

See application file for complete search history.

(56) **References Cited**

U.S. PATENT DOCUMENTS

D386,736 S *	11/1997	Madison	D12/190
D454,096 S *	3/2002	Marchese et al.	D12/163
D497,123 S *	10/2004	Marchese et al.	D12/163
D518,428 S *	4/2006	Marchese et al.	D12/190
D546,935 S *	7/2007	Arrowood	D23/393

* cited by examiner

Primary Examiner — Katrina A Betton

(74) *Attorney, Agent, or Firm* — Ishimaru & Associates LLP


(57) **CLAIM**

I claim the ornamental design for a buffer strip, as shown and described.

DESCRIPTION

FIG. 1 is a front view of a buffer strip;
FIG. 2 is a top view thereof front view thereof;
FIG. 3 is a back side view thereof;
FIG. 4 is a bottom view thereof;
FIG. 5 is a left side view thereof;
FIG. 6 is a right side view thereof; and,
FIG. 7 is an isometric view of two buffer strips ready to be interlocked, by movement perpendicular to the front view, into an interlocked buffer strip which may be of a different length.

1 Claim, 2 Drawing Sheets






FIG. 3



FIG. 2




FIG. 5

FIG. 1



FIG. 4

FIG. 6



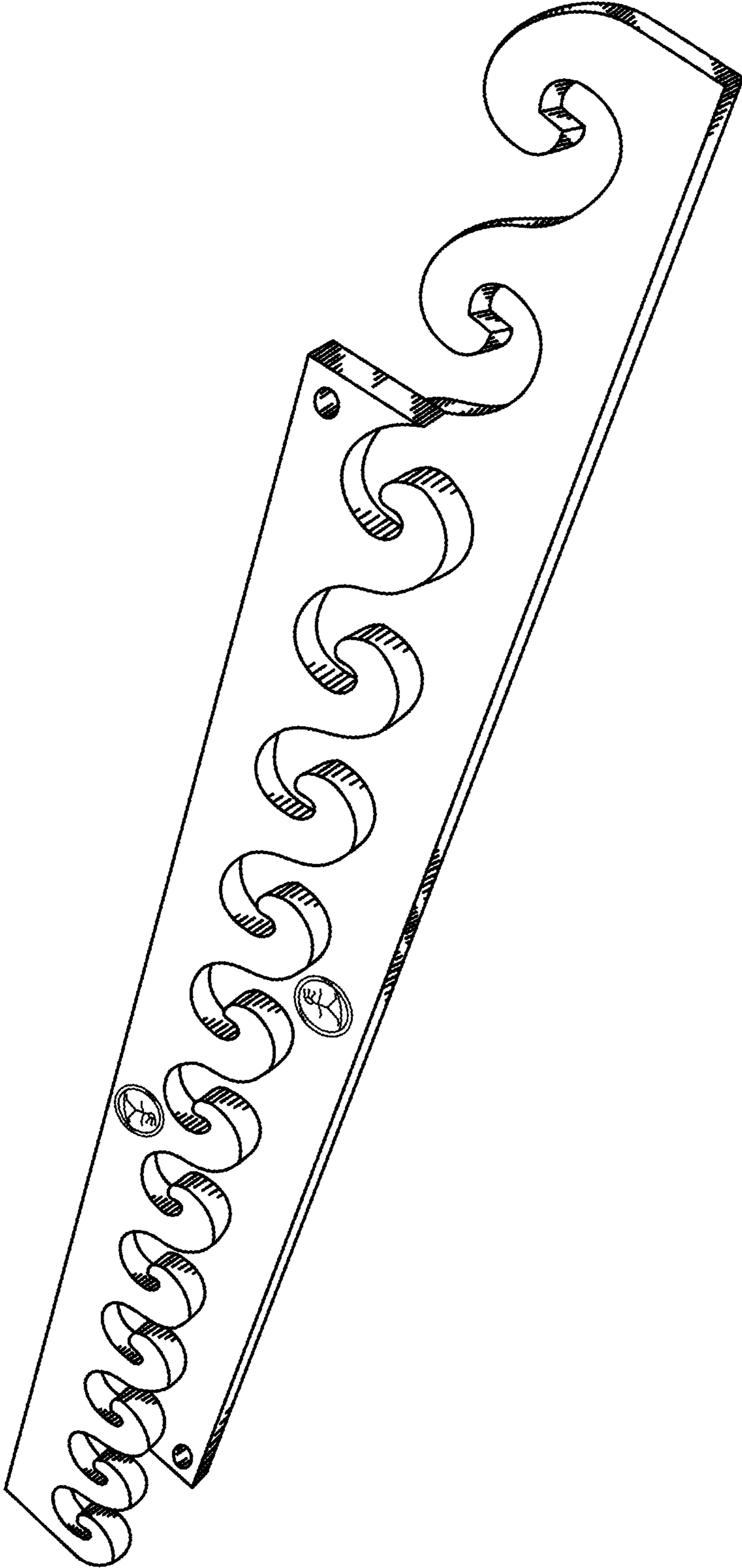


FIG. 7