



US00D740194S

(12) **United States Design Patent**
Valencia Pollex et al.

(10) **Patent No.:** **US D740,194 S**
(45) **Date of Patent:** **** Oct. 6, 2015**

(54) **VEHICLE WHEEL RIM**

(71) Applicant: **AUDI AG**, Ingolstadt (DE)

(72) Inventors: **Andreas Valencia Pollex**, Ingolstadt (DE); **Jonathan Leu**, Ingolstadt (DE)

(73) Assignee: **AUDI AG**, Ingolstadt (DE)

(**) Term: **14 Years**

(21) Appl. No.: **29/515,666**

(22) Filed: **Jan. 26, 2015**

(30) **Foreign Application Priority Data**

Aug. 6, 2014 (EM) 002 515 445-0001

(51) **LOC (10) Cl.** **12-16**

(52) **U.S. Cl.**
USPC **D12/209**

(58) **Field of Classification Search**
USPC D12/204-213
CPC B60B 7/00; B60B 7/02; B60B 7/04;
B60B 7/01; B60B 7/06; B60B 3/02; B60B
3/04; B60B 3/06; B60B 3/10; B60B 1/00;
B60B 1/08; B60B 1/10; B60B 1/12
See application file for complete search history.

(56) **References Cited**

U.S. PATENT DOCUMENTS

D475,337 S * 6/2003 Kataoka D12/209
D504,380 S * 4/2005 Kushartanto D12/209

D505,904 S * 6/2005 Tirado D12/209
D528,957 S * 9/2006 Kim D12/209
D565,490 S * 4/2008 Tirado D12/209
D621,770 S * 8/2010 Pollmann D12/209
D630,564 S * 1/2011 Baum D12/209
D655,659 S * 3/2012 Schweizer D12/209
D658,107 S * 4/2012 Pollmann et al. D12/211
D659,628 S * 5/2012 Pollmann D12/211
D686,128 S * 7/2013 Baum et al. D12/209
D689,810 S * 9/2013 Mindt et al. D12/209
D696,177 S * 12/2013 Juergens et al. D12/209
D697,009 S * 1/2014 Pollmann D12/209
D697,011 S * 1/2014 Kang D12/209
D706,694 S * 6/2014 Wheel D12/209
D710,779 S * 8/2014 Zhang D12/209
D713,315 S * 9/2014 Juergens et al. D12/209
D720,677 S * 1/2015 Diephuis et al. D12/209
D727,823 S * 4/2015 Rueckheim D12/209

* cited by examiner

Primary Examiner — Stacia Cadmus

(74) *Attorney, Agent, or Firm* — Lucas & Mercanti, LLP;
Klaus P. Stoffel


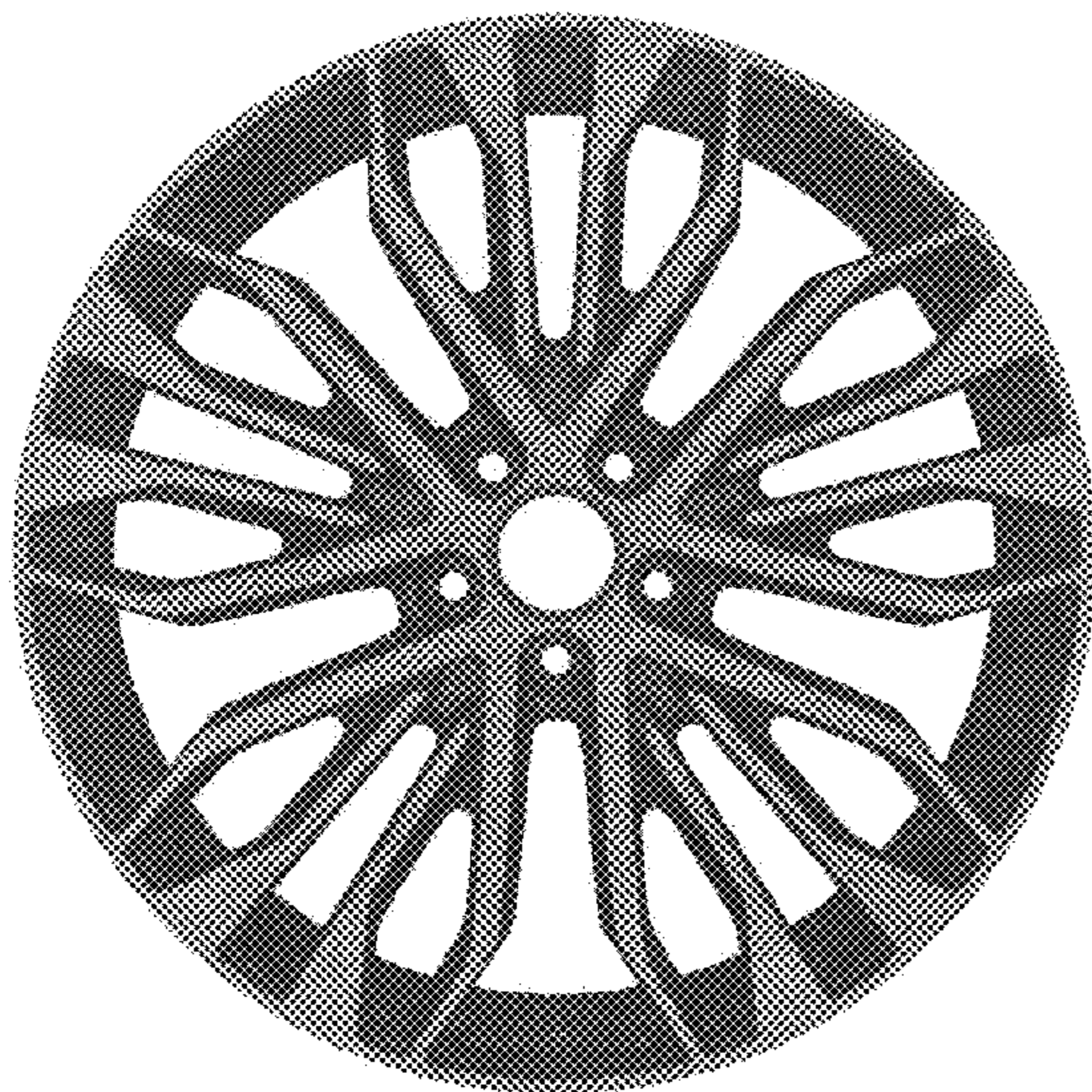
(57) **CLAIM**

The ornamental design for a vehicle wheel rim, as shown and described.

DESCRIPTION

FIG. 1 is a front view of the vehicle wheel rim of the present invention; and,
FIG. 2 is a front, left side perspective view thereof.

1 Claim, 2 Drawing Sheets






Fig. 1




Fig. 2